

# New Mexico Highlands University

Las Vegas, New Mexico • 877-850-9064

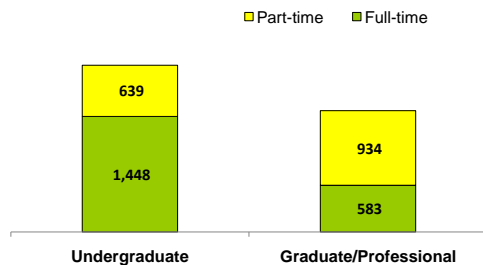
<http://www.nmhu.edu>

For more than a century, New Mexico Highlands University has served as a leading academic, cultural and economic engine for the communities of Northern New Mexico. Now in its 115th year, New Mexico Highlands University continues its historic mission on its main campus in Las Vegas and centers in Farmington, Roswell, Espanola/Santa Fe, Rio Rancho and Raton. New Mexico Highlands' main campus lies along the historic Santa Fe Trail in Las Vegas - a vibrant community at the base of the Sangre de Cristo Mountains.

## Student Characteristics (Fall 2007) [More](#)

**TOTAL NUMBER OF STUDENTS** 3,604

### Student Level and Enrollment Status



## UNDERGRADUATE PROFILE

**Total** 2,087

### Gender

Women	1,248	60%
Men	839	40%

### Race/Ethnicity

African American / Black	118	6%
American Indian / Alaskan Native	157	8%
Asian / Pacific Islander	39	2%
Hispanic	1,231	59%
International	39	2%
White	443	21%
Race/Ethnicity Unknown	60	3%

### Geographic Distribution (Degree-Seeking)

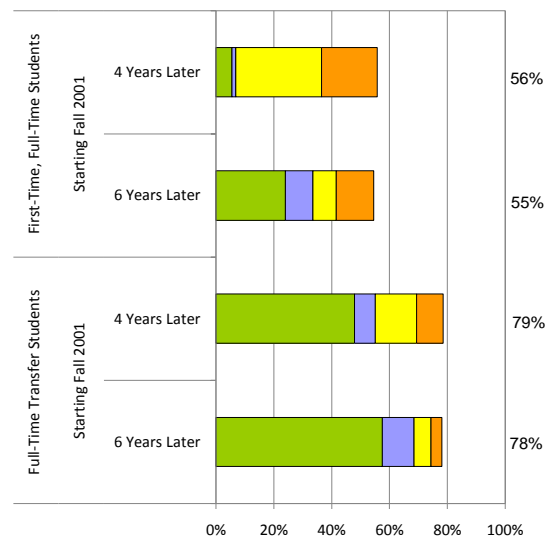
New Mexico	80%
Other US States & Territories	18%
Other Countries	2%

### Age (Degree-Seeking)

Average Age	26
Percent of Undergraduates Age 25 or Older	39%

## Undergraduate Success and Progress Rate

■ Graduated from NMHU
 ■ Graduated from other Institution  
■ Still Enrolled at NMHU
 ■ Still Enrolled at other Institution




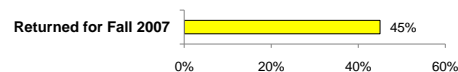
**A 56% four-year success and progress rate means that 56% of students starting in Fall 2001 either graduated or are still enrolled at a higher education institution four years later.**

Counts for the Fall 2001 entering class shown in the graph above.

- 235 First-Time, Full-Time Students
- 268 Full-Time Transfer Students

[CLICK HERE](#) for Detailed Success & Progress Rate Tables

### Retention of Fall 2006 First-Time, Full-time Students

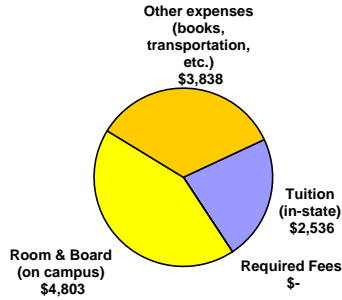


One of the strengths of U.S. higher education is the broad range of diverse institutions, each with its own distinctive mission. We encourage you to check out college web sites and visit campuses to get a more complete picture of the opportunities available to you!

**Costs of Attendance and Financial Aid**

[More](#)

**Typical Undergraduate Costs per Year Without Financial Aid for Full-Time, In-State Students (2007-2008)**



**Total: \$11,177**

[CLICK HERE](#) for typical out-of-state costs and any discipline-specific tuition

The cost to attend varies based on the individual circumstances of students and may be reduced through grants and scholarships.

**CLICK HERE**  
To get a cost estimate for students like you!

**Financial Aid Awarded to Undergraduates (Fall 2007)**

**Overall Financial Aid**

- 88% of Fall 2007 full-time undergraduates received financial aid of some type including need-based loans, work study, and non need-based scholarships.

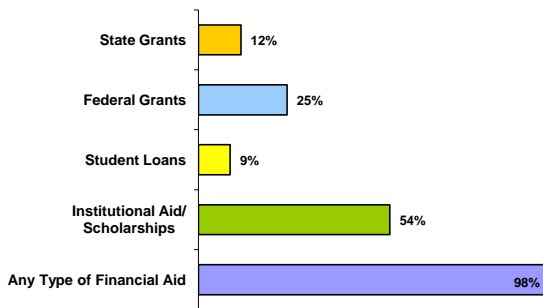
**Annual Need-Based Scholarships & Grants**

- 55% of Fall 2007 full-time undergraduates received need-based grants or scholarships; the average award for the year was \$3,286.

**Annual Need-Based Loans**

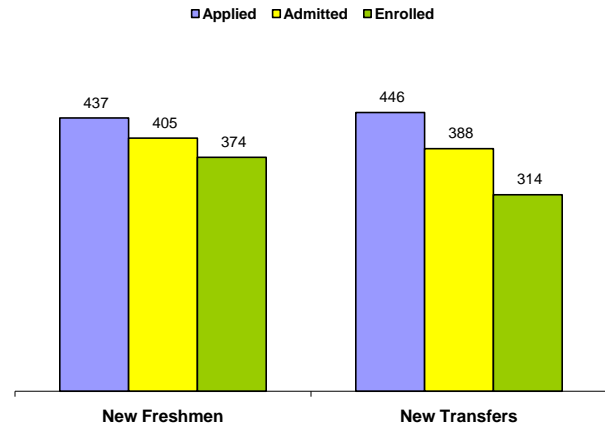
- 43% of Fall 2007 full-time undergraduates received need-based work-study and/or loans (not including parent loans); the average loan for the year was \$3,512.

**Percent of Fall 2007 First-Time Students Receiving Each Type of Financial Aid**



NOTE: Student may receive aid from more than one source.

**Undergraduate Admissions**



**Academic Preparation of New Freshman**

Test(s) Required for Admission: If no ACT/SAT, COMPASS required

Middle 50% of Test Score Range	ACT	SAT
Composite	15-20	
Math	16-19	370-510
English	14-20	
Critical Reading		390-500

50% of admitted students have test scores within the ranges listed, 25% have scores above, and 25% have scores below.

Percent in top 25% of High School Graduating Class	24%
Percent in top 50% of High School Graduating Class	57%
Average High School GPA (4-point scale)	2.91

**Degrees and Areas of Study**

[More](#)

**Degrees Awarded at NMHU in 2006-2007**

Associate's	2
Bachelor's	364
Master's	307
<b>Total</b>	<b>673</b>

**Areas of Study with the Largest Number of Undergraduate Degrees Awarded in 2006-2007**

Education	34%
Social Work	28%
Business/Public Administration	17%
Humanities/Social Science	13%
All other degree areas	8%
All other degree areas	0%
<b>Total</b>	<b>100%</b>

[CLICK HERE](#) for a list of undergraduate and graduate programs

**The Cowboys Community**

The college experience at New Mexico Highlands University is a blend of both the curricular and extracurricular opportunities that enhance student's knowledge and success. Whether you study at New Mexico Highlands' main campus in Las Vegas, NM or at one of the university's centers in Santa Fe/Espanola, Rio Rancho/Albuquerque, Farmington, Raton or Roswell, our professors' attention to your goals and dreams will start you on your journey to success. The Office of Academic Support offers an array of services with special emphasis on academic advisement. The staff of Academic Support is available to ensure students receive assistance in assessing their interests, skills and abilities to help them succeed in college.



**Study at NMHU**

**Classroom Environment**

Students per Faculty	20 to 1
Undergraduate classes with fewer than 30 students	94%
Undergraduate classes with fewer than 50 students	99%

**Full-Time Instructional Faculty**

Total Faculty	127
% Women	43%
% from Minority Groups	35%
% with Highest Degree in Field	84%

**Carnegie Classification of Institutional Characteristics**

[More](#)

**Basic Type**

Master's Colleges and Universities (smaller programs)

**Size and Setting**

Small four-year, primarily residential

**Enrollment Profile**

Majority undergraduate

**Undergraduate Profile**

Medium full-time four-year, inclusive

**Undergraduate Instructional Program**

Professions plus arts & sciences, some graduate coexistence

**Graduate Instructional Program**

Postbaccalaureate comprehensive

NOTE: Institutional classifications based on the Carnegie 2005 edition.

[CLICK HERE](#) for more information on Carnegie Classifications.

**Student Housing**

[More](#)

61% of new freshmen live on campus  
18% of all undergraduates live on campus

**Campus Safety**

[More](#)

The NMHU Police/Security Department is a full-service police agency, open 24 hours daily, during which time the administrative assistant or a dispatcher/telephone operator is available to provide assistance. It is not simply a security force; rather, it is similar to a municipal police department for a small city, serving to ensure the safety of the campus' students, faculty and staff. NMHU police officers have enforcement authority on all property controlled by the NMHU Board of Regents. To accomplish this, NMHU police officers rely on and have a good working relationship with all surrounding police agencies - federal, state, county and city.

[CLICK HERE](#) for Campus Crime Statistics report.

**Future Plans of Bachelor's Degree Recipients**

[More](#)

Data used to build graph are not yet available

### Student Experiences and Perceptions

Students who are actively involved in their own learning and development are more likely to be successful in college. Colleges and universities offer students a wide variety of opportunities both inside and outside the classroom to become engaged with new ideas, people, and experiences. Institutions measure the effectiveness of these opportunities in a variety of ways to better understand what types of activities and programs students find the most helpful.

[CLICK HERE](#) for examples of how NMHU evaluates the experiences of its students.

In addition, institutions participating in the VSA program measure student involvement on campus using one of four national surveys.

Results from the survey are not yet available.

---

--	--

## Student Learning Outcomes

All colleges and universities use multiple approaches to measure student learning. Many of these are specific to particular disciplines, many are coordinated with accrediting agencies, and many are based on outcomes after students have graduated. In addition, those institutions participating in the VSA measure increases in critical thinking, analytic reasoning, and written communication using one of three tests.

### Student Learning Assessment at NMHU

Starting in the 2008-2009 academic year NMHU will be administering the Collegiate Learning Assessment to entering freshmen and graduating seniors as part of a comprehensive effort to assess student learning outcomes at the university.

[CLICK HERE](#) for examples of student learning assessment and outcomes at NMHU

### Pilot Project to Measure Core Learning Outcomes

Results from the pilot project using one of the three learning outcomes tests are not yet available.