



New Mexico Highlands University 2013-2014 Factbook





Contents

Overview for FY 2012-2013	4	Comparative Enrollments for Main Campus and Centers	30
Strategic Plan Executive Summary	5	Enrollment Trends	31
Statement from President Fries	6	Full-Time, First-Time Freshmen Graduating Within Six Years	32
Board of Regents	7	Full-Time, First-Time Freshmen Retained to Second Fall Semester	33
Organizational Structure	8	High School GPA for Fall Semester on First-Time Freshmen	34
Undergraduate vs. Master's Degrees	9	High School Rank for Fall Semester First-Time Freshmen	34
Undergraduate Programs of Study	10	First-Time Full-Time Degree-Seeking Freshman	35
Graduate Programs of Study	12	Students enrolled in ENGLISH 100/106 and MATH 100	35
Four-Year Enrollment – Main Campus Undergraduate	14	Fall 2012 First-time, Full-Time Freshman Cohort	36
Four-Year Enrollment – Main Campus Graduate	15	Top-10 Sending Institutions to NMHU, Fall 2012	37
Four-Year Enrollment – Rio Rancho Undergraduate	16	Tenured and Tenure Track Faculty by Academic Year	38
Four-Year Enrollment – Rio Rancho Graduate	17	Tenured and Tenure-Track Faculty Positions	39
Four-Year Enrollment – Farmington Undergraduate	18	Full-Time Faculty Demographics	40
Four-Year Enrollment – Farmington Graduate	19	Fall 2012 Full-Time Staff Demographics	41
Four-Year Enrollment – Santa Fe Undergraduate	20	Financial Aid	42
Four-Year Enrollment – Santa Fe Graduate	21	Number of Enrolled Students Awarded Aid Fall 2011	43
Four-Year Enrollment – Raton Undergraduate	22	Financial Aid - Freshmen Scholarships	44
Four-Year Enrollment – Raton Graduate Students	23	Summary of Salaries - Estimated Actual 2011-2012	45
Four-Year Enrollment – Albuquerque Undergrad & Graduate	24	Revenues by Source - Estimated Actual 2011-2012	46
Four-Year Enrollment – Roswell Graduate	25	NMHU Budget Analysis	47
Four-Year Enrollment – DE/Off-Campus Undergraduate	26	Indirect Costs: Facilities & Administration	48
Four-Year Enrollment – DE/Off-Campus Graduate	27	NMHU Main Campus Map	49
Total Fall Enrollment – 1914 - 2012	28	Indirect Costs: Facilities & Administration	50
Ethnic Enrollment Trends	29		



Overview for FY 2013-14

The annual NMHU Factbook is a publication of the Office of Institutional Effectiveness and Research in the Office of Academic Affairs through the Office of Graduate Studies and Research. The Office of Institutional Effectiveness and Research is the official source of University statistics that are provided to the State of New Mexico—Higher Education Department, IPEDS, faculty, staff, students, and countless other constituencies who require such data.

This statistical information is utilized for, and supports, decision making processes within all academic and administrative units of the University, Faculty Senate and various committees within the Institution, the Board of Regents, state and federal agencies, and professional and private organizations.

The Office coordinates the collection of data, preparation of reports, and the submission of files. It also publishes research reports that reflect information gathered from current or archived files.

Every effort has been made to ensure that the data contained in this document is accurate. For further information about this and other reports contact our office at 505 454-3026, (FAX) 505 454-0026.

University President: Dr. James Fries

Board of Regents Chairman: Mr. Leveo Sanchez

Homepage Address: www.nmhu.edu

Location of Main Campus: Las Vegas, NM

Office of Admissions Phone Number: 1-800-338-6648

University Accreditation: North Central Association of Colleges and Schools





Strategic Plan Executive Summary

The vision of New Mexico Highlands University is to provide an inspiring multicultural learning environment that promotes excellence, empowerment, transformation, and global understanding.

The mission of New Mexico Highlands University is education through teaching, research, and service.

The core values are: Advancement of Knowledge, Student Success, a Diversity of Ideas, Accessible Education, Community, Individual well-being, Sustainable practices, and Multiculturalism.





Statement from President Fries

Now in its 120th year, New Mexico Highlands University is an incredibly rich multicultural mix of people (75 percent Hispanic, Native American, and African American student enrollment), all learning from one another. A vibrant, mid-sized public university, NMHU is using its dynamic environment, advanced technology, and commitment to individual worth as a force for student learning and regional development. Since 1893, Highlands has served as northern New Mexico's university and, in addition to its main campus in Las Vegas, currently has Centers in Farmington, Espanola/Santa Fe, Raton, Rio Rancho, Albuquerque, and Roswell. Students across New Mexico are able to access several programs on-line.

New Mexico Highlands intends to expand its historic role as a catalyst for educational excellence and economic growth throughout northern New Mexico via collaboration as appropriate with the school districts and communities in its service region. The University will also strengthen its ties with the distinctive Hispanic and Native American traditions of the region.

Recognizing that it is the students, faculty, and staff who are at the heart of the University's reputation and ability to fulfill its mission, the University strives to provide a work and learning environment that fosters integrity, respect, tolerance, fairness, quality, equity, and accountability. This includes an on-going review of programs, policies, procedures, support services, organizational structure, and facilities for currency and effectiveness. Several major capital improvements have recently been complete or are underway, including a new student center and dining hall; remodeling of the Lora Mangum Shields Science Building, Felix Martinez, and the Natatorium.

A unique blend of open admissions, successful alumni, and large master's level enrollments, Highlands attracts faculty who are committed to student progress and who demonstrate excellence in teaching and strengths in research and service. There is a collective effort to continuously improve the academic reputation and standing of the University and to increase the quality of student learning through a more effective assessment of student outcomes. This includes an effort to better understand and address the many factors that can improve student retention and graduation rates.



Board of Regents


Leveo Sanchez is a dynamic leader with decades of domestic and international business success and distinguished public service. He is a New Mexico native and returned to the state in 2006. From 1966 through 2005, Sanchez established several successful businesses in governmental and management consulting, banking, real estate development and investment, property management, and export trading.

Jesus L. Lopez was born in Las Vegas, New Mexico, where he has resided his entire life. He is a 1972 graduate of New Mexico Highlands University, majoring in Spanish and political science. He received his juris doctorate from the University of New Mexico School of Law, and has been a Las Vegas attorney for 31 years. Lopez has served as counsel to two presidents of Highlands University, and is a former district attorney.

Nancy Long is president and shareholder of Long, Pound & Komer, P.A., a Santa Fe-based law firm, founded in 1987. Her practice is primarily in the areas of land use, transactional work, real estate and commercial representation. She has attained an AV rating, the highest attainable for the rating of lawyers in the United States by Martindale Hubbell. Long has represented large development projects in the City of Santa Fe as well as representing the County of Santa Fe in its real estate and land use cases.

Frank Marchi has had a distinguished career as an insurance executive for Manuel Lujan Insurance, Inc. in Albuquerque, where he is currently a business consultant. Prior to that, he was chief operating officer, president of the board of directors, and senior vice president for the insurance agency.

Michael J. Martinez is a sophomore biology major with aspirations to become a cardiologist. The fifth-generation Las Vegas native is the founding member of the university's new chapter of the National Society of Leadership and Success. He has participated in American Cancer Society Relay for Life, American Red Cross Blood Drive, Fraternal Order of Eagles Annual Children's Fishing Derby, and Toss No Mas Community Cleanup.






Organizational Structure FY 2012-2013

Board of Regents



Dr. James Fries, President


Cuddy & McCarthy, Legal Counsel



Mr. Max Baca
VP for Finance &
Administrative Services



Dr. Teresita Aguilar
Provost & VP for Academic Affairs



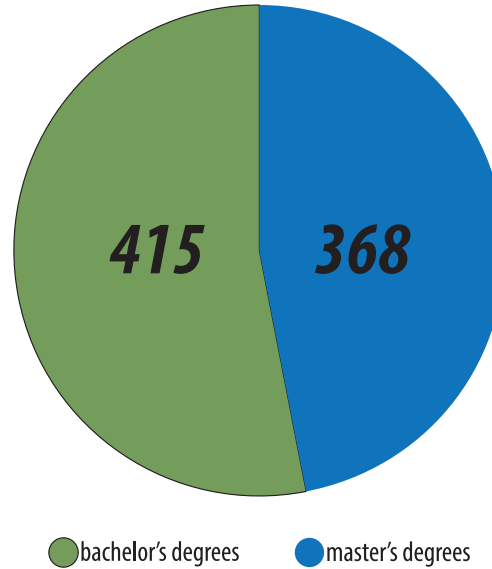
Dr. Fidel Trujillo
Dean of Students



Vacant
Exec. Director
for Advancement



Undergraduate vs. Master's Degrees: Fall 2012 - Spring 2013 - Summer 2013



Undergraduate Programs of Study

College of Arts & Sciences

Department of Biology & Chemistry

Biology (BS or Minor)

Concentration:

Teaching

Chemistry (BA or BS or Minor)

Concentration:

Forensics

Department of Computer Science & Mathematical Science

Computer Science (BA, BS, or Minor)

Concentrations:

Individualized Program (BA, BS)

Information Systems (BA)

Software/Hardware Systems (BS)

Mathematics (BA, BS or Minor)

Computer & Mathematical Modeling (BS)

Math/Computer Science for Secondary

School Teachers (BA)

Math/Computer Science for Elementary

School Teachers (BA)

Pre-engineering

Department of English and Philosophy

English (BA or Minor)

English Writing (Minor)

Philosophy (Minor)

Religious Studies (Minor)

Department of History, Political Science and Languages & Culture

History (BA or Minor)

Concentration:

Social Studies

Political Science (BA or Minor)

Concentrations:

Law Emphasis

Liberal Arts

Spanish (BA or Minor)

Native Amer/Hispanic Cultural Studies (Minor)

Department of Visual and Performing Arts

Fine Arts (BA, BFA or Minor)

Concentrations:

Interdisciplinary

K-12 Education

Liberal Arts

Music (BA, BFA or Minor)

Concentrations:

Music Composition

Music Education

Music Vocal Performance

Music Technology and Composition (Minor)

Art History (Minor)

Department of Exercise and Sport Sciences

Health (BA or Minor)

Concentrations:

Health Education
Health Promotion and Wellness
Pre-professional Athletic Training
Pre-professional Allied Health
Human Performance and Sport (BA/Minor)
Concentrations:
Exercise Science
Physical Education
Recreation & Sport Management
Coaching (Minor)
Recreation (Minor)

Department of Natural Resource Management

Environmental Geology (BS)

Concentrations:

Geology

Watershed Management

Forestry (BS)

Concentrations:

Wildland Fire

Forest Management

Geology (Minor)

Environmental Science (Minor)

Department of Nursing

Nursing (BSN) (Licensed RNs only)

Department of Social and Behavioral Sciences

Anthropology/Sociology (BA, BS)

Concentrations:

Anthropology
American Indian Studies
Criminology
Sociology

Criminal Justice Studies (BA)
Psychology (BA, BS or Minor)
Sociology (Minor)
Anthropology/Sociology (Minor)

Interdepartmental

General Science for Secondary Teachers
(BA)

Concentrations:

Biology
Chemistry
Geology
Cognitive Science (Minor)
Combined Science (Minor)
General Science (Minor)
Honors Program (Minor)
University Studies (BA)
Women Studies (Minor)

School of Business, Media & Technology

Business Administration
Concentrations:
Accounting (or Minor)

General Business

Finance/Managerial (or Minor)
Finance/Personal (or Minor)
International Business
Management (or Minor)
Management Information Systems (or
Minor)
Marketing (or Minor)
Media Marketing
Software-Driven Systems (BSSD)
Media Arts (BA or Minor)
Media Arts (BFA)
Concentrations:
Interactivity and Multimedia
Photographic Imaging
Visual Communication
Video and Audio

School of Education

Early Childhood Multicultural Education
(BA or Minor)
Elementary Education (AA, BA)
Special Education (BA or Minor)
English as a Second Language (Minor)
Bilingual Education (Minor)
Secondary Education (Minor/Licensure)

School of Social Work

Social Work (BSW)

Graduate Programs of Study

College of Arts & Sciences

Certificate Program: Fine Arts

Post Baccalaureate: Fine Arts

Department of Behavioral Sciences

Psychology (MS)

Concentrations:

General Psychology

Clinical/Counseling Psychology

*Public Affairs (MA)**

Concentration:

Applied Sociology

*Southwest Studies (MA)**

Concentration:

Anthropology

Post Baccalaureate Certificate

Cultural Resource Management

Department of Computer and Mathematical Sciences

*Media Arts and Computer Science (MA,MS) ***

Concentration:

Computer Science

Department of English

English (MA)

Concentrations:

Literature

Linguistics, Literacy, and Composition

Creative Writing

Department of History, Political Science, Languages and Cultures

*Public Affairs (MA)**

Concentrations:

Political and Governmental Processes

Historical and Cross-Cultural

Perspectives

History

*Southwest Studies (MA)**

Concentrations:

History/Political Science

Department of Biology and Chemistry; Natural Resources Management

Applied Chemistry (MS)

Natural Sciences (MS)

Concentrations:

Biology

Environmental Science and

Management

Geology

Certificate Program:

GIS Geographic Information Systems

Department of Exercise and Sport Sciences

Human Performance and Sport (MA)

General Program

Human Performance and Sport (MA)

Concentrations:

Sport Administration

Teacher Education

School of Business, Media & Technology

Business Administration (MBA)

Concentrations:

Accounting

Finance

Management

Marketing

Human Resource Management

International Business

Oil and Gas Management

Certificate Programs:

Accounting

Finance

Human Resource Management

Media Marketing

Software Development and Design (MSSD)

Department of Visual and Performing Arts

Media Arts and Computer Science (MA)

Concentration:

Media Arts

School of Education

Education (MA)

Concentrations:



Guidance & Counseling

Emphasis:

- School Counseling
- Professional Counseling
- Rehabilitation Counseling
- Clinical Rehabilitation Counseling

Educational Leadership

Special Education

Curriculum and Instruction

Emphasis (In a variety of areas, such as):

- Reading
- Math
- Bilingual Education

Certificate Programs:

- School Counseling
- Professional Counseling
- Rehabilitation Counseling
- Special Education
- Secondary Education
- Educational Leadership
- Reading Education
- TESOL
- Bilingual Education
- Advanced Program

School of Social Work

Social Work (MSW)

Concentrations:

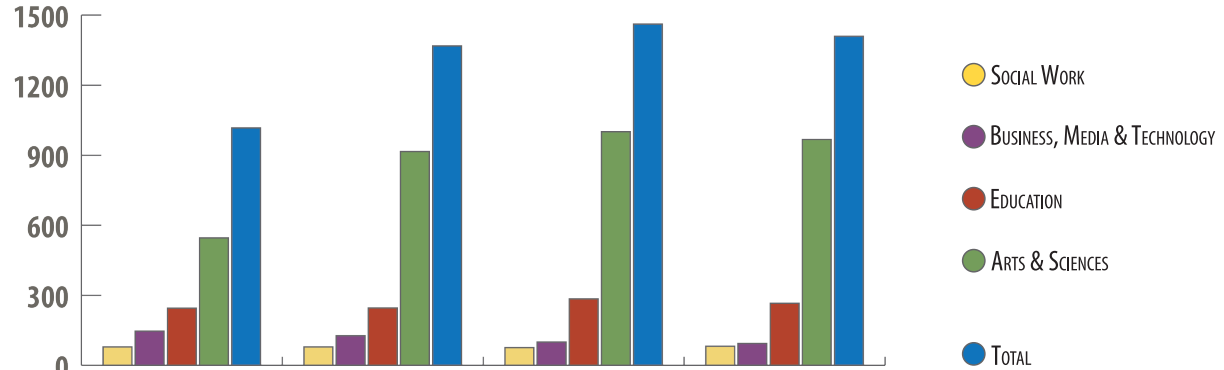
- Bilingual/Bicultural Clinical Practice
 - Clinical Practice
 - Leadership and Administration
- Certificate Program:*
- Substance Abuse (Albuquerque Campus Only)

** Public Affairs and Southwest Studies are interdisciplinary programs. The degree is granted through the College of Arts and Sciences (Department of Behavioral Sciences and Humanities).*

*** Media Arts and Computer Science is an interdisciplinary program. (The degree is granted through the School of Business, Media and Technology).*

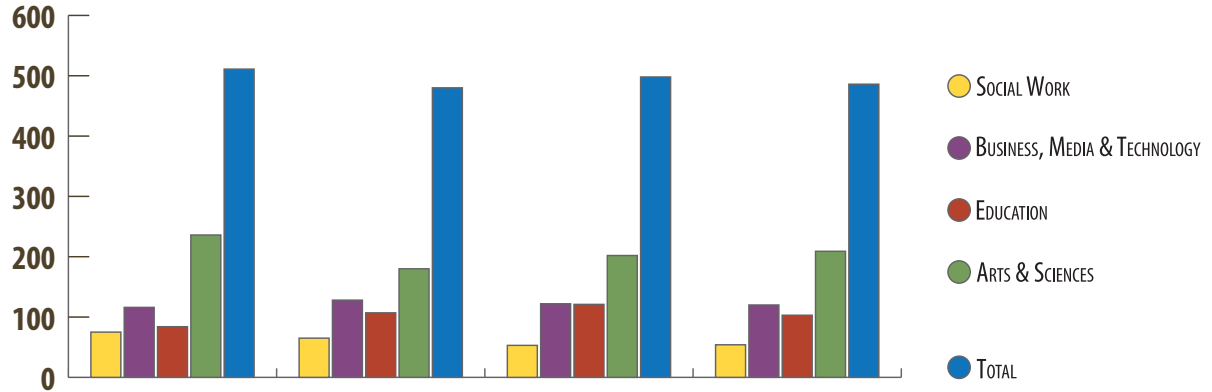


Four-Year Enrollment Main Campus Undergraduate Students



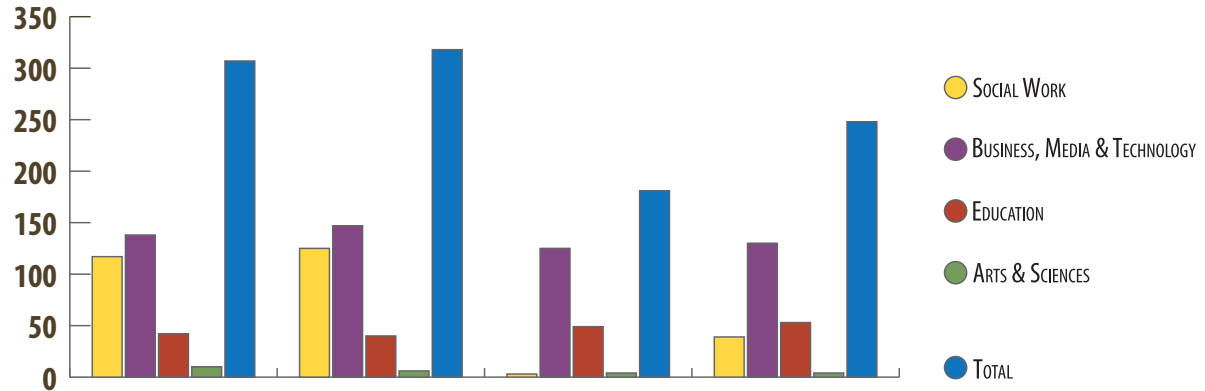
(Fall Semester)	2010	2011	2012	2013
Social Work	79	79	76	82
Education	127	94	100	94
Business, Media & Technology	246	270	285	266
Arts & Sciences	916	951	1001	968
Total	1368	1394	1462	1410

Four-Year Enrollment Main Campus Graduate Students



(Fall Semester)	2010	2011	2012	2013
Social Work	75	65	53	54
Education	116	128	122	120
Business, Media & Technology	84	107	121	103
Arts & Sciences	236	180	202	209
Total	511	480	498	486

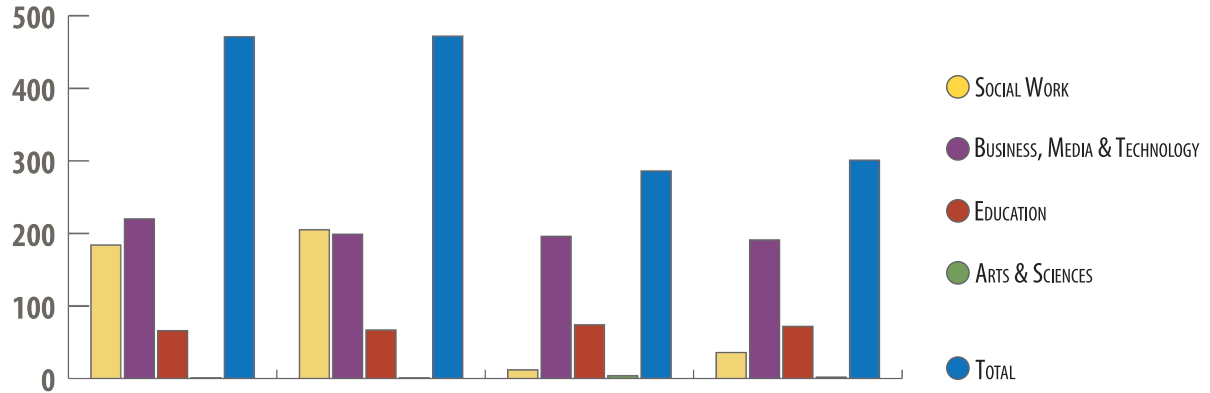
Four-Year Enrollment Rio Rancho Center Undergraduate Students



(Fall Semester)	2010	2011	2012	2013
Social Work	117	125	3	39
Education	138	147	125	130
Business, Media & Technology	42	40	49	53
Arts & Sciences	10	6	4	4
Total	307	318	181	248

See Page 24 for Social Work - Albuquerque Enrollment

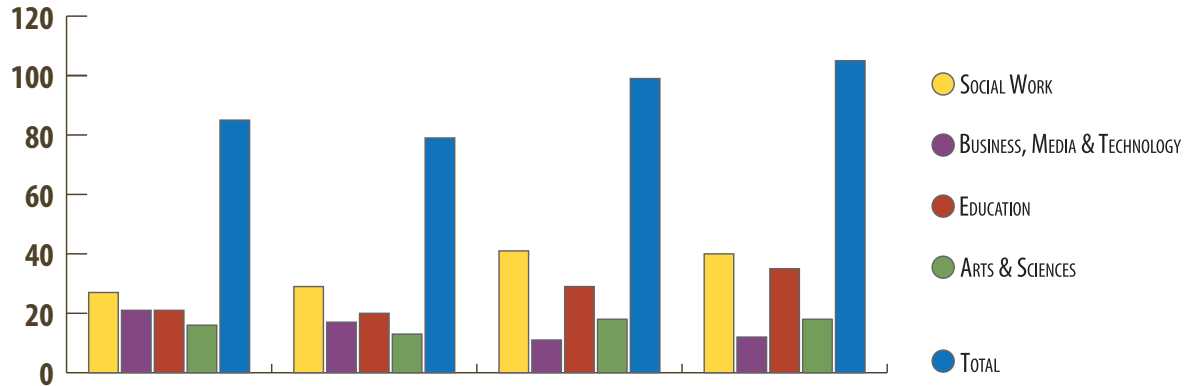
Four-Year Enrollment Rio Rancho Center Graduate Students



(Fall Semester)	2010	2011	2012	2013
Social Work	184	205	12	36
Education	220	199	196	191
Business, Media & Technology	66	67	74	72
Arts & Sciences	1	1	4	2
Total	471	472	286	301

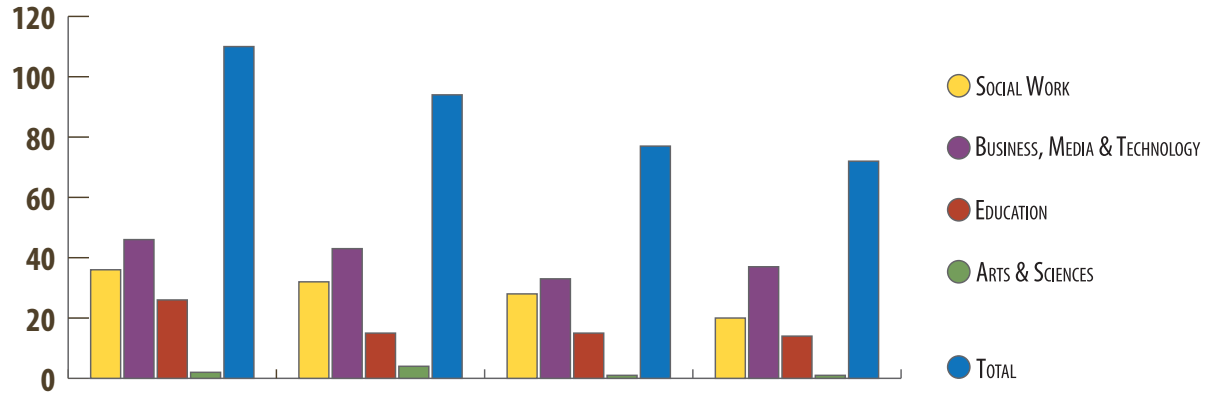
See Page 24 for Social Work - Albuquerque Enrollment

Four-Year Enrollment Farmington Center Undergraduate Students



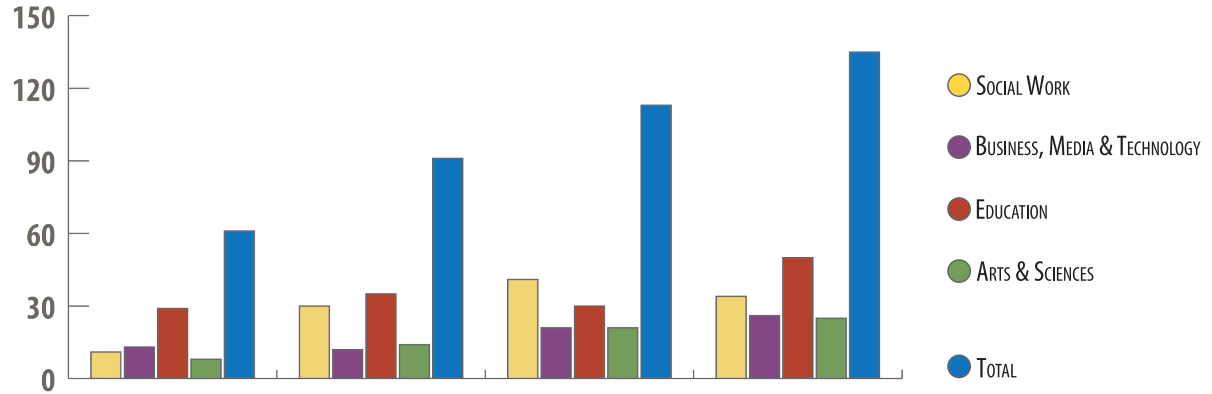
(Fall Semester)	2010	2011	2012	2013
Social Work	27	29	41	40
Education	21	17	11	12
Business, Media & Technology	21	20	29	35
Arts & Sciences	16	13	18	18
Total	85	79	99	105

Four-Year Enrollment Farmington Center Graduate Students



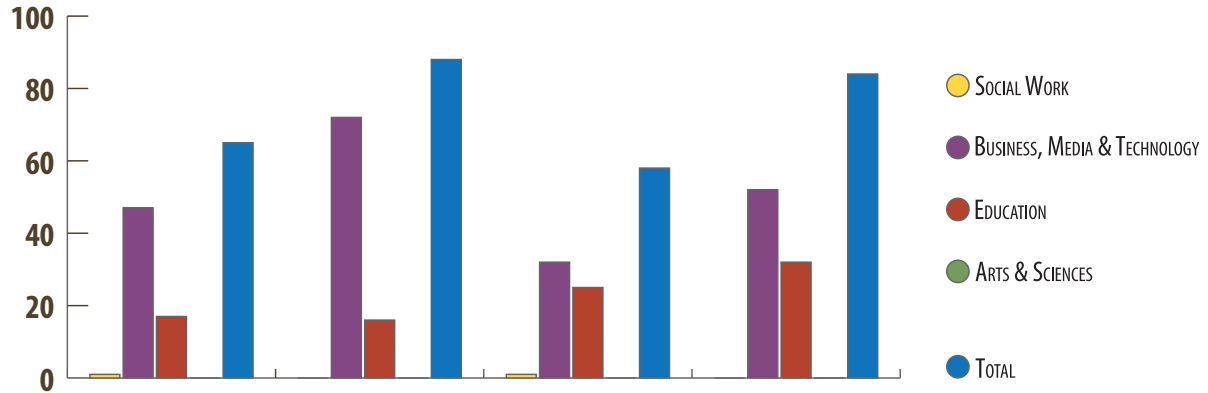
(Fall Semester)	2010	2011	2012	2013
Social Work	36	32	28	20
Education	46	43	33	37
Business, Media & Technology	26	15	15	14
Arts & Sciences	2	4	1	1
Total	110	94	77	72

Four-Year Enrollment Santa Fe Center Undergraduate Students



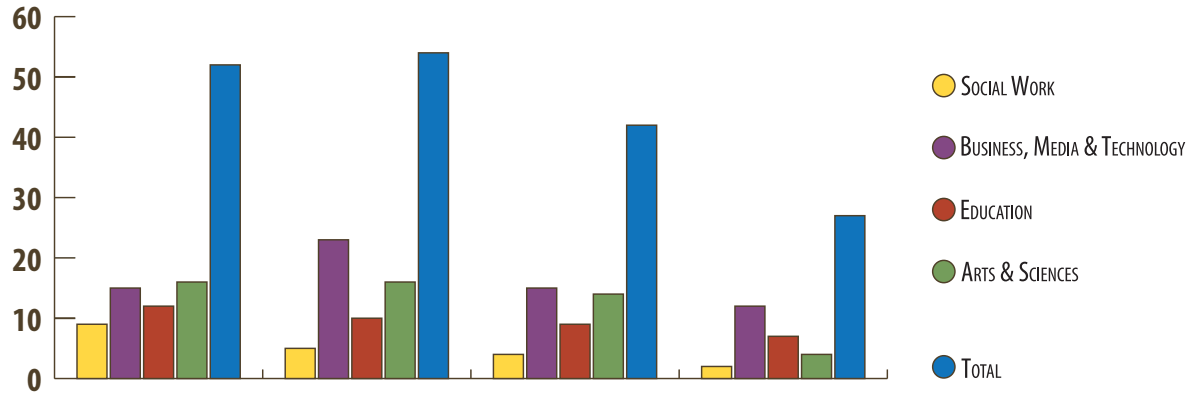
(Fall Semester)	2010	2011	2012	2013
Social Work	11	30	41	34
Education	13	12	21	26
Business, Media & Technology	29	35	30	50
Arts & Sciences	8	14	21	25
Total	61	91	113	135

Four-Year Enrollment Santa Fe Center Graduate Students



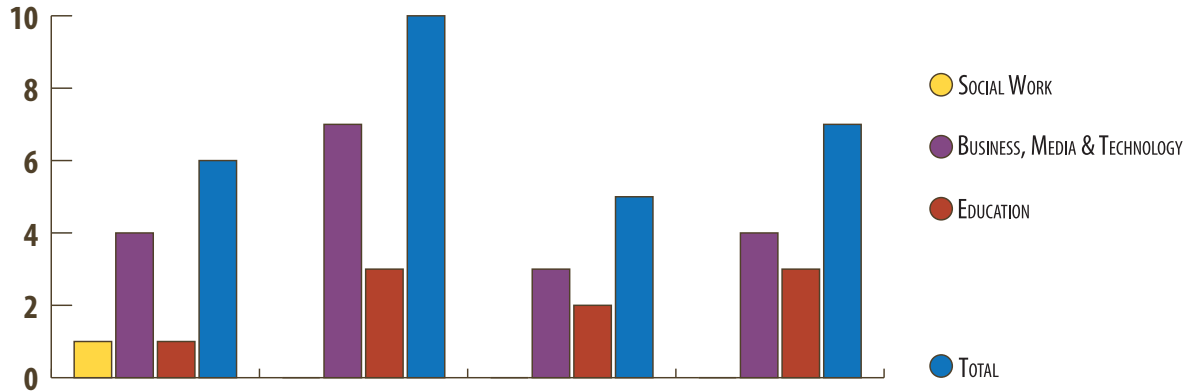
(Fall Semester)	2010	2011	2012	2013
Social Work	1	0	1	0
Education	47	72	32	52
Business, Media & Technology	17	16	25	32
Arts & Sciences	0	0	0	0
Total	65	88	58	84

Four-Year Enrollment Raton Center Undergraduate Students



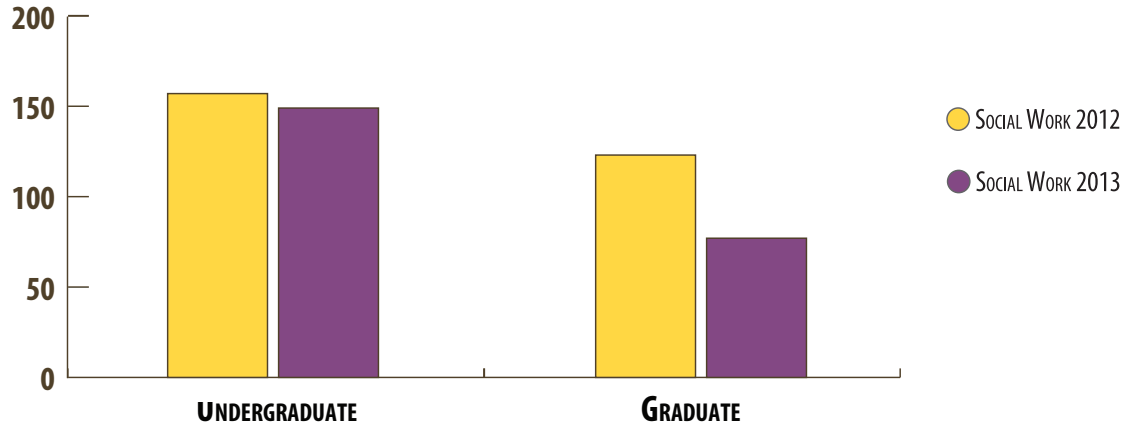
(Fall Semester)	2010	2011	2012	2013
Social Work	9	5	4	2
Education	15	23	15	12
Business, Media & Technology	12	10	9	7
Arts & Sciences	16	16	14	4
Total	52	54	42	27

Four-Year Enrollment Raton Center Graduate Students

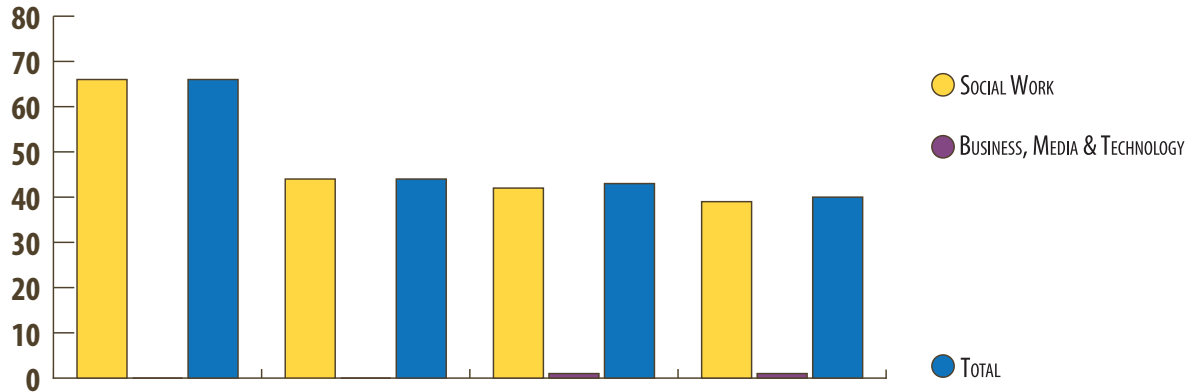


(Fall Semester)	2009	2010	2011	2013
Social Work	1	0	0	0
Education	4	7	3	4
Business, Media & Technology	1	3	2	3
Total	6	10	5	7

Four-Year Enrollment Albuquerque Center Undergraduate & Graduate Students

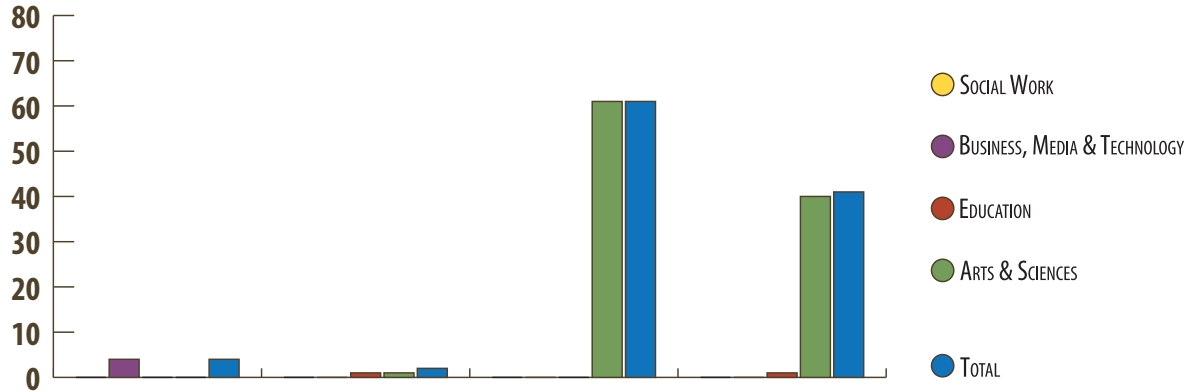


Four-Year Enrollment Roswell Center Graduate Students



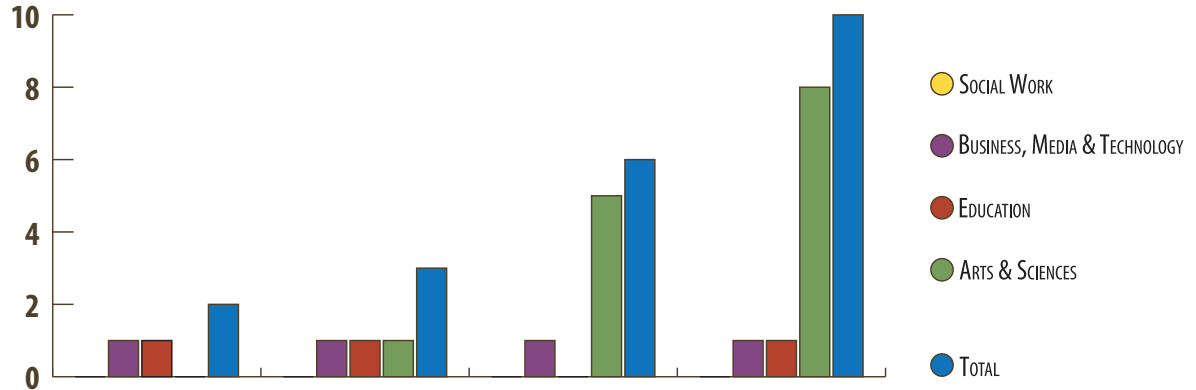
(Fall Semester)	2010	2011	2012	2013
Social Work	66	44	42	39
Business, Media & Technology	0	0	1	1
Total	66	44	43	40

Four-Year Enrollment DE/Off-Campus Undergraduate Students

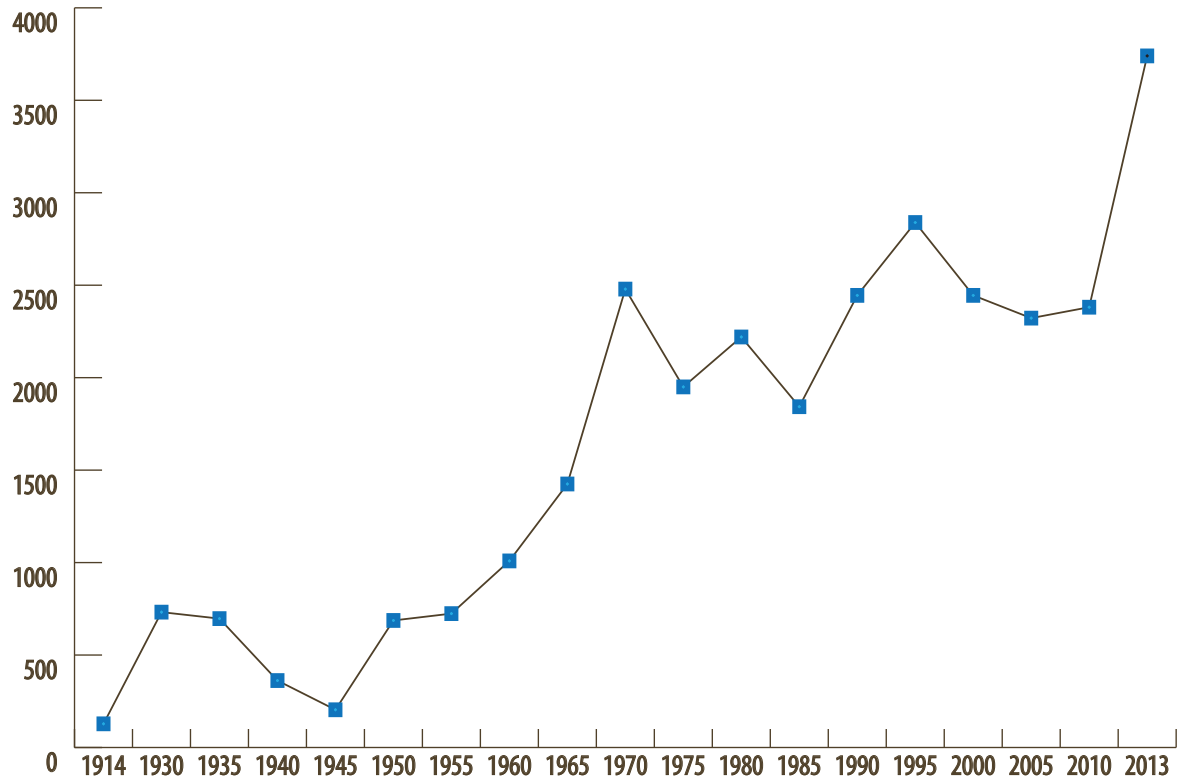


(Fall Semester)	2010	2011	2012	2013
Social Work	0	0	0	0
Education	4	0	0	0
Business, Media & Technology	0	1	0	1
Arts & Sciences	0	1	61	40
Total	4	2	61	41

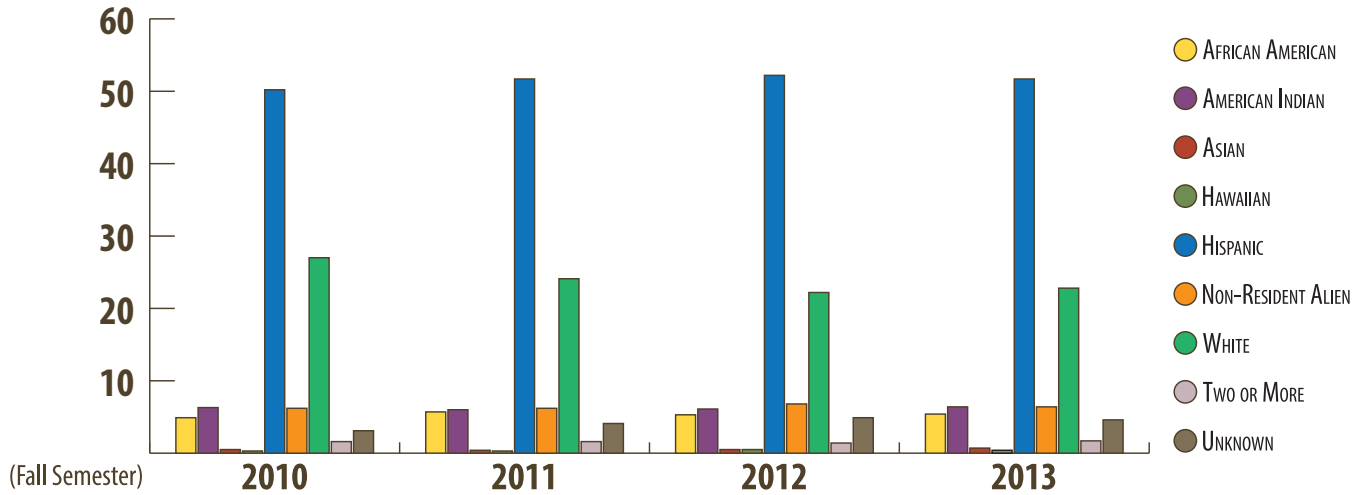
Four-Year Enrollment DE/Off-Campus Graduate Students



Total Fall Enrollment – 1914 - 2013

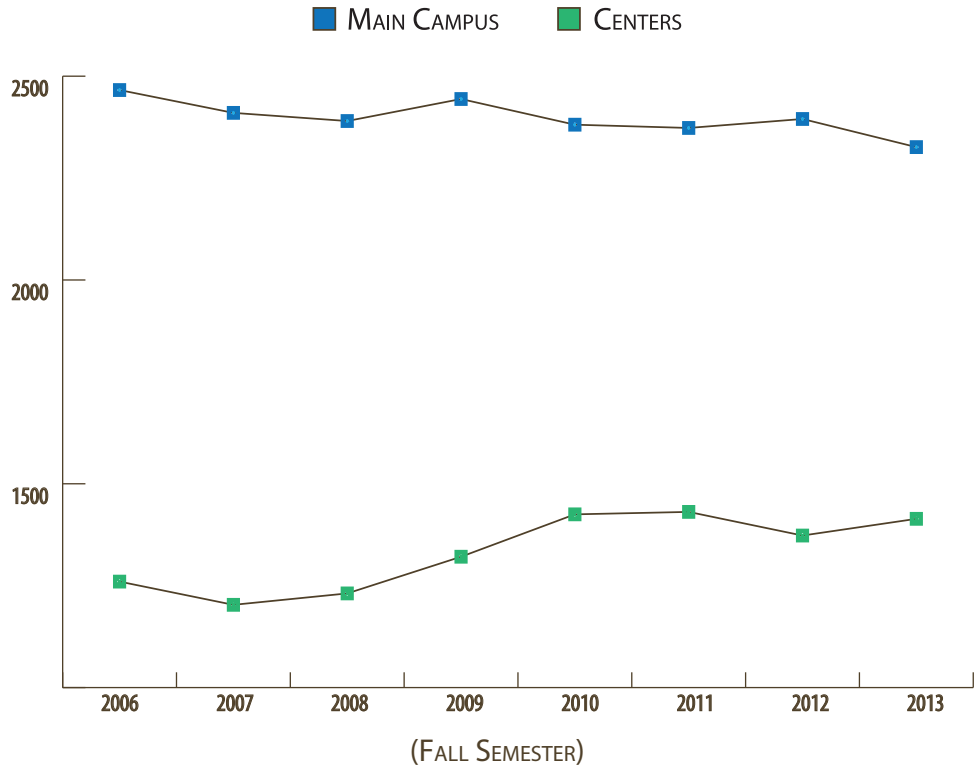


Ethnic Enrollment Trends

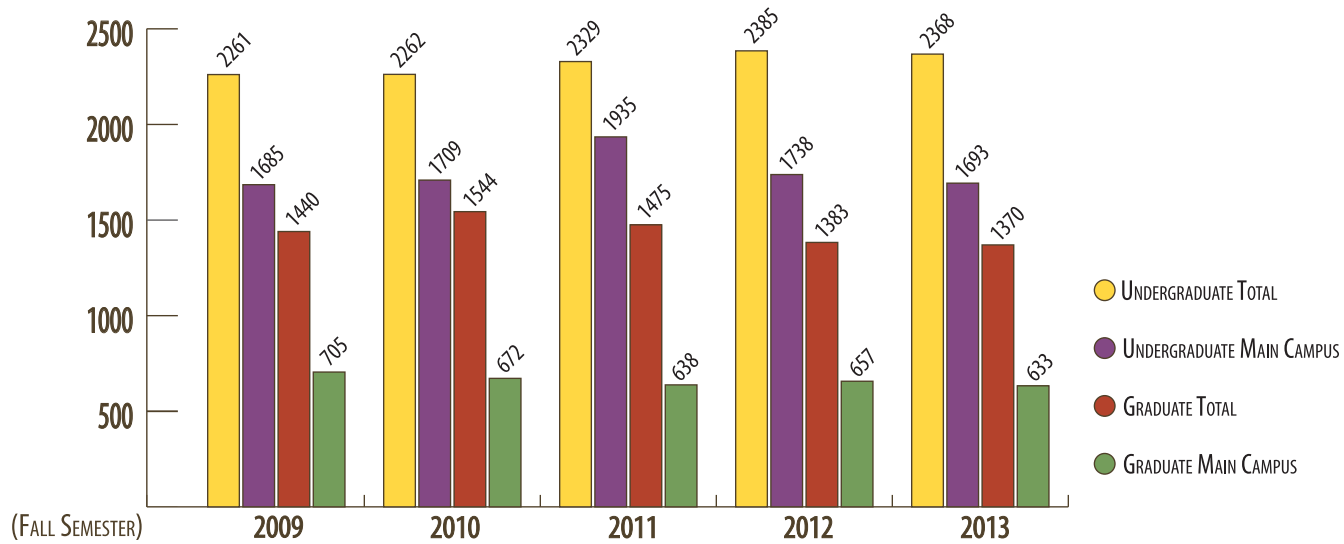


Fall Semester	African American	American Indian	Asian	Hawaiian	Hispanic	Non-Resident Alien	White	Two or More	Unknown
2010	4.9	6.3	0.5	0.3	50.2	6.2	27	1.6	3.1
2011	5.7	6	0.4	0.3	51.7	6.2	24.1	1.6	4.1
2012	5.3	6.1	0.5	0.5	52.2	6.8	22.2	1.4	4.9
2013	5.4	6.4	0.7	0.4	51.7	6.4	22.8	1.7	4.6

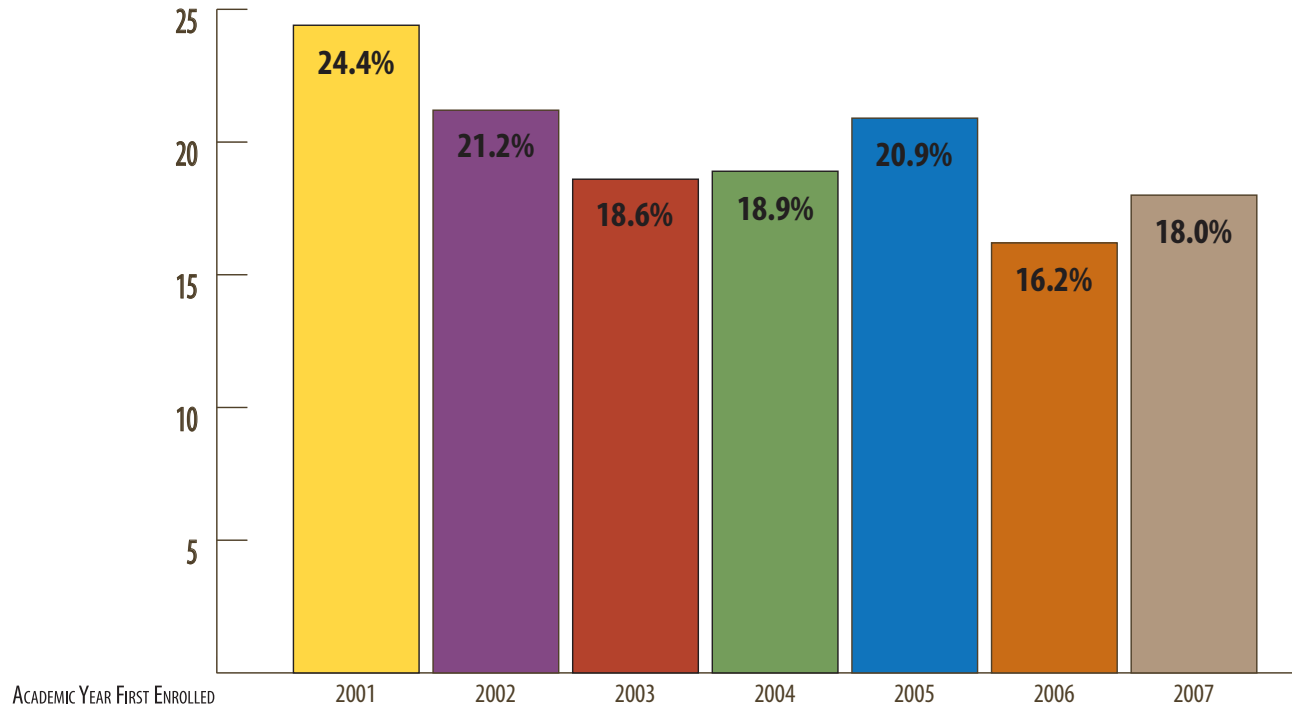
Comparative Enrollments for Main Campus and Centers



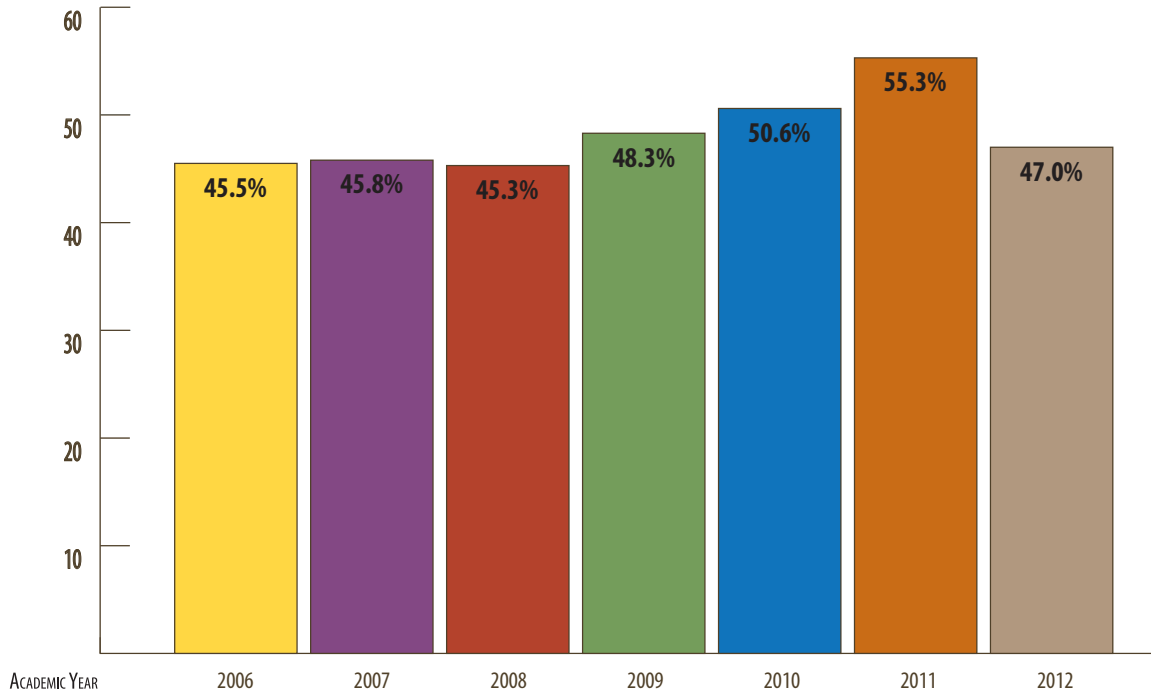
Enrollment Trends



Percent of Full-Time, First-Time Freshmen Graduating Within Six Years



Percent of Full-Time, First-Time Freshmen Retained to Second Fall Semester




High School GPA for Fall Semester on First-Freshmen

HS GPA	2009	2010	2011	2012	2013
4.00-4.99	2.00%	2.70%	2.50%	1.40%	2.08%
3.50-3.99	18.50%	19.20%	16.10%	16.40%	18.15%
3.00-3.49	29.80%	25.60%	27.70%	23.40%	26.19%
2.50-2.99	29.50%	32.30%	31.20%	31.80%	31.85%
2.25-2.49	9.20%	7.40%	10.80%	13.00%	11.90%
2.00-2.24	7.20%	7.40%	7.60%	9.40%	4.76%
<1.99	3.80%	5.40%	4.00%	4.60%	5.06%
Total Reporting	346	297	397	415	336
Overall GPA Mean	2.98	2.97	2.93	2.88	2.94

High School Rank (Percentile) for Fall Semester First-Freshmen

HS Percentile	2009	2010	2011	2012	2013
>=90	6.80%	8.90%	11.00%	6.00%	10.23%
70-89	27.10%	24.00%	23.90%	19.70%	21.59%
50-69	27.70%	22.80%	23.90%	26.70%	24.24%
30-49	20.60%	24.00%	23.00%	25.40%	24.62%
<30	17.70%	20.30%	18.20%	22.20%	19.32%
Total Reporting	310	237	335	351	264

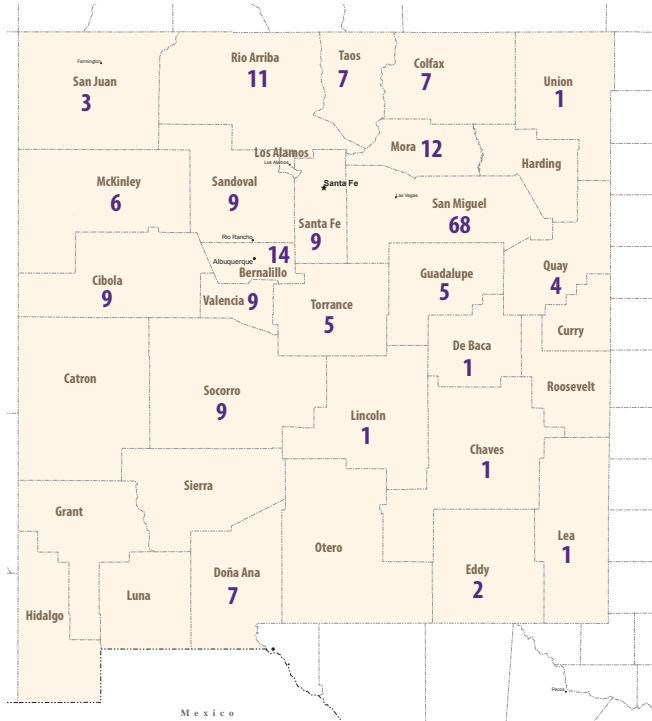


First-Time, Full-Time, Degree-Seeking Freshmen- Students Enrolled in ENGLISH100/106 and MATH 100 (Main Campus)

Course Type	Fall 2010		Fall 2011		Fall 2012		Fall 2013	
	N	% of cohort	N	% of cohort	N	% of cohort	N	% of cohort
English 100/106	133	41.60%	124	30.00%	126	29.70%	124	77.02%
Math 100	64	20.00%	114	27.50%	181	42.70%	91	56.52%
Total count of students enrolled in both English 100/106 & Math 100	16	5.00%	10	2.40%	78	18.40%	54	33.54%
Total count of students enrolled in either English 100/106 & Math 100	181	56.60%	228	55.10%	229	54.00%	161	100.00%
Total Number in Cohort	320		414		424		349	

NOTE: IN THE FALL OF 2012 ENGLISH 100 WAS CHANGED TO ENGLISH 106

Fall 2013 First-time, Full-Time Freshman Cohort



NEW MEXICO COUNTY:

Bernalillo	14
Chaves	1
Cibola	9
Colfax	7
De Baca	1
Dona Ana	7
Eddy	2
Guadalupe	5
Lincoln	1
Los Alamos	1
Mckinley	6
Mora	12
Quay	4
Rio Arriba	11
San Juan	3
San Miguel	68
Sandoval	9
Santa Fe	9
Socorro	9
Taos	7
Union	1
Valencia	9

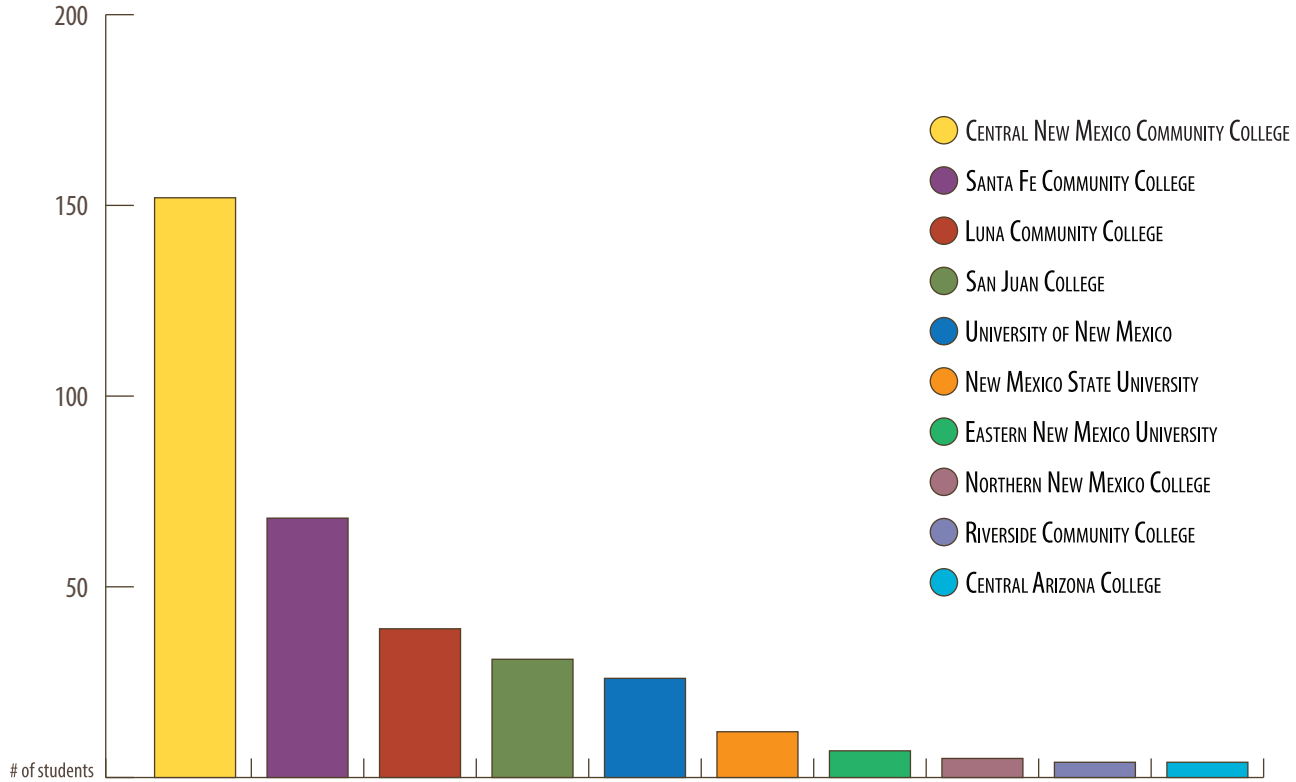
U.S. STATE:

Arizona	13
California	63
Colorado	12
Florida	7
Georgia	1
Hawaii	4
Illinois	3
Indiana	3
Kansas	1
Maryland	1
Michigan	1
Missouri	1
Nevada	4
New Jersey	1
North Carolina	2
Rhode Island	1
Texas	14
Utah	3
Virginia	3
Washington	6

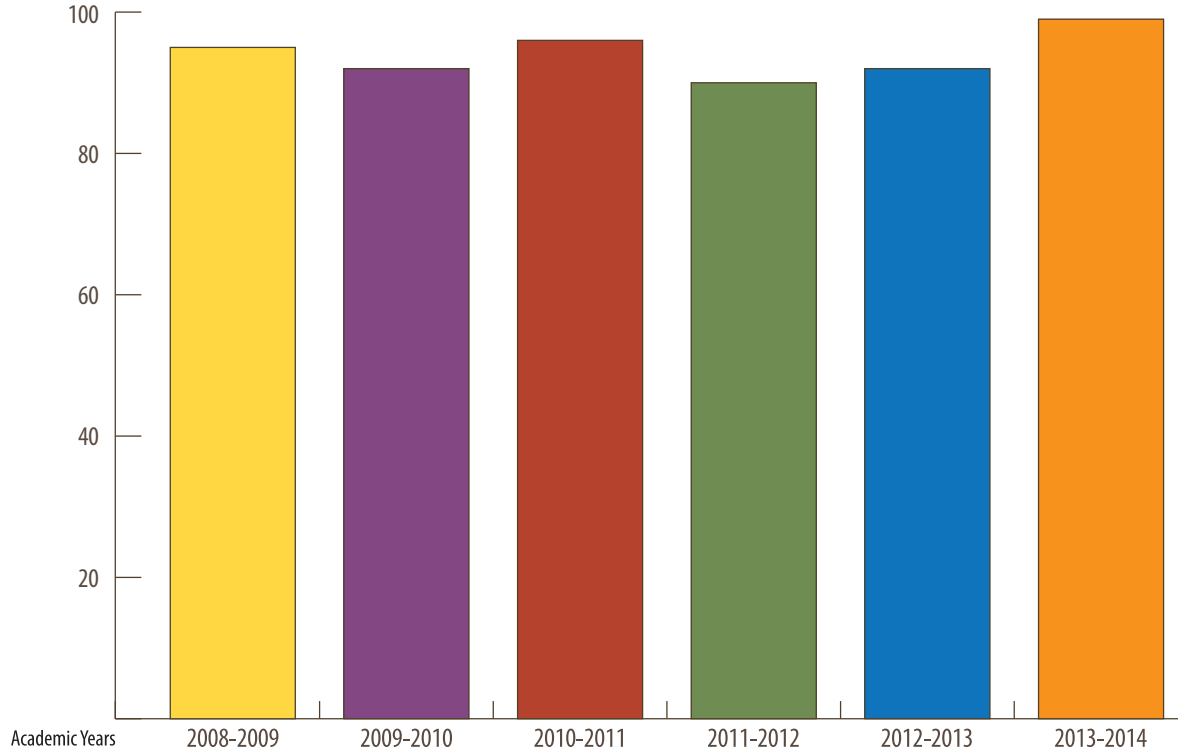
Other Countries	9
-----------------	---

TOTAL NEW MEXICO, U.S. STATES, & OTHER COUNTRIES: 349

Top-10 Sending Institutions to NMHU, Fall 2013



Tenured and Tenure Track Faculty by Academic Year



Tenured and Tenure-Track Faculty Positions by Academic Year

School or Department	2008-2009	2009-2010	2011-2012	2011-2012	2012-2013	2013-2014
Biology & Chemistry	5	5	6	8	8	8
Business	8	8	7	6	8	7
Computer & Math Sciences	6	6	6	5	5	6
Education	19	18	14	18	19	20
English & Philosophy	9	8	8	7	6	8
Exercise & Sport Science	5	5	5	4	4	5
History, Political Science & Languages	8	8	9	8	7	8
Media Arts	3	4	4	4	4	5
Natural Resource Mgmt	6	6	6	6	6	6
Nursing					0	0
Social & Behavioral Sciences	9	8	9	8	9	10
Social Work	11	10	11	11	12	11
Visual & Performing Arts	4	4	4	5	4	5
TOTAL	95	92	96	90	92	99

For additional information on NMHU faculty go to www.nmhu.edu/FacultyStaff/Institutionalresearch/facultydata.aspx

Full-Time Faculty Demographics, Fall 2013

ETHNICITY	MALES	FEMALES	TOTAL
Hispanic	15	9	24
White	33	22	55
American Indian	0	1	1
African American	2	1	3
Asian	3	1	4
Pacific Islander			
Non-Resident Alien	2	3	5
Two or More	1	2	3
Unknown	3	1	4
TOTAL	59	40	99



Fall 2013 Full-Time Staff Demographics

	Non-Resident Alien	Hispanic	American Indian/ Alaska Native	Asian	Black or African American	Native Hawaiian/ Pacific Islander	White	Two or More	Unknown	Total
Administrators		22					13			35
Professional	2	82	4	1	7		42	2	8	148
Clerical/Secretarial	2	68					11	1	2	85
Service/Maintenance		61			1		3	1	2	68
Technical	1	24	4			1	7			37
Skilled Craft		12					1			13
TOTAL	5	269	9	1	8	1	77	4	12	386

Position	Males	Females	Total
Administrators	20	15	35
Professional	67	81	148
Clerical/Secretarial	10	75	85
Service/Maintenance	56	12	68
Technical	17	20	37
Skilled Craft	13	0	13
TOTAL	183	203	386

Financial Aid

Aid Awarded to Enrolled Undergraduates 2012-2013

	Need Based	Non-need based
Scholarships/Grants		
Federal	\$5,588,896	\$49,550
State	\$516,878	\$637,782
Institutional	\$2,500	\$739,217
External Sources	\$235,532	\$356,600
Total Scholarships/Grants	\$6,343,779	\$1,783,149
Self-Help		
Student Loans	\$3,661,956	\$2,627,146
Federal Work Study	\$429,279	
State and other work-study	\$80,975	\$30,662
Total Self-Help	\$4,172,210	\$2,657,808
Other		
Parent Loans		\$73,936
Athletic Awards		\$541,021

Number of Undergraduate Students Awarded Aid

	Full Time	Undergraduate	Full Time
A) Number of degree-seeking undergraduate students	420	1702	684
B) Number of students in line A who applied for need-based financial aid	372	1432	413
C) Number of students in line B who were determined to have financial need	323	1282	368
D) Number of students in line C who were awarded any financial aid	321	1264	336
E) Number of students in line D who were awarded any need-based scholarship or grant aid	288	1113	279
F) Number of students in line D who were awarded any need-based self-help aid	142	715	179
G) Number of students in line D who were awarded any non-need based scholarship or grant aid	231	666	28
H) Number of students in line D whose need was fully met	17	58	6
I) The average financial aid package of those in line D	\$1,500	\$1,816	\$1,918
J) Average need-based scholarship and grant award of those in line E	\$1,815	\$1,886	\$1,487
K) Average need-based self-help award of those in line F	\$1,863	\$2,360	\$2,250
L) Average need-based loan of those in line F who were awarded a need-based loan	\$1,910	\$2,436	\$2,263

Financial Aid - Freshmen Scholarships

Scholarship	Eligibility Criteria	Renewal Criteria	Semester Value
Aim for the Lottery Incentive	HS GPA up to 2.49 (NM Lottery Scholarship eligible)	Renewed as NM Lottery Success Scholarship up to eight (8) semesters of full time undergraduate eligibility with 12 credit hours and a 2.5 GPA per semester	Tuition (1st semester; 2nd semester renewed as NM Lottery)
Road to Success	HS GPA of 2.5-2.99 (NM Lottery Scholarship eligible)	Renewed as NM Lottery Success Scholarship up to eight (8) semesters of full time undergraduate eligibility with 12 credit hours and a 2.5 GPA per semester	Tuition (1st semester only, 2nd semester renewed as NM Lottery Scholarship), Road Book Award \$200 (1st year only)
NMHU Zia	HS GPA of 3.0 and above (NM Lottery Scholarships eligible)	Up to eight (8) semesters of full time undergraduate eligibility with 12 credit hours and a 3.0 GPA per semester.	Tuition and Fees, NMHU ZIA Book Award \$300 per year
Legislative Gold	HS GPA of 3.75 and 25 ACT or valedictorian (NM Lottery Scholarship eligible)	Up to eight (8) semesters of full time undergraduate eligibility with 14 credit hours and a 3.5 GPA per semester	Tuition and Fees, Room and Board stipend, Book Award \$400 per year
Legislative Silver	HS GPA of 3.5 and 22 ACT or designated salutatorian (NM Lottery Scholarship eligible)	Up to eight (8) semesters of full time undergraduate eligibility with 14 credit hours and a 3.4 GPA	Tuition and Fees; Room Stipend, and Book Award \$350 per year
NM Scholars	MUST be top 5% of class or 25 ACT and family income of \$30,000 or less	Up to eight (8) semesters of full time undergraduate eligibility with 12 credit hours and a 3.0 GPA per semester	Tuition and Fees, Book Award \$600 per year
Ken and Sue Crimmins	HS GPA 3.0, Graduate of West Las Vegas HS or Robertson HS (NM Lottery Scholarship eligible)	Up to eight (8) semesters of full time undergraduate eligibility with 12 credit hours per semester and a 2.5 GPA	Tuition and Fees, Book Award \$400 per year
Out of State Competitive	3.5 GPA and 20 ACT/or 3.0 GPA and 23 ACT	Up to eight (8) semesters of full time undergraduate eligibility with 12 credit hours and a 3.0 GPA per semester	Eligible to receive in-state tuition rates, Book Award \$200 per year

Note: all scholarships are based on the availability of funding and are subject to changes based on actual rates (i.e. tuition, fees, room and board).

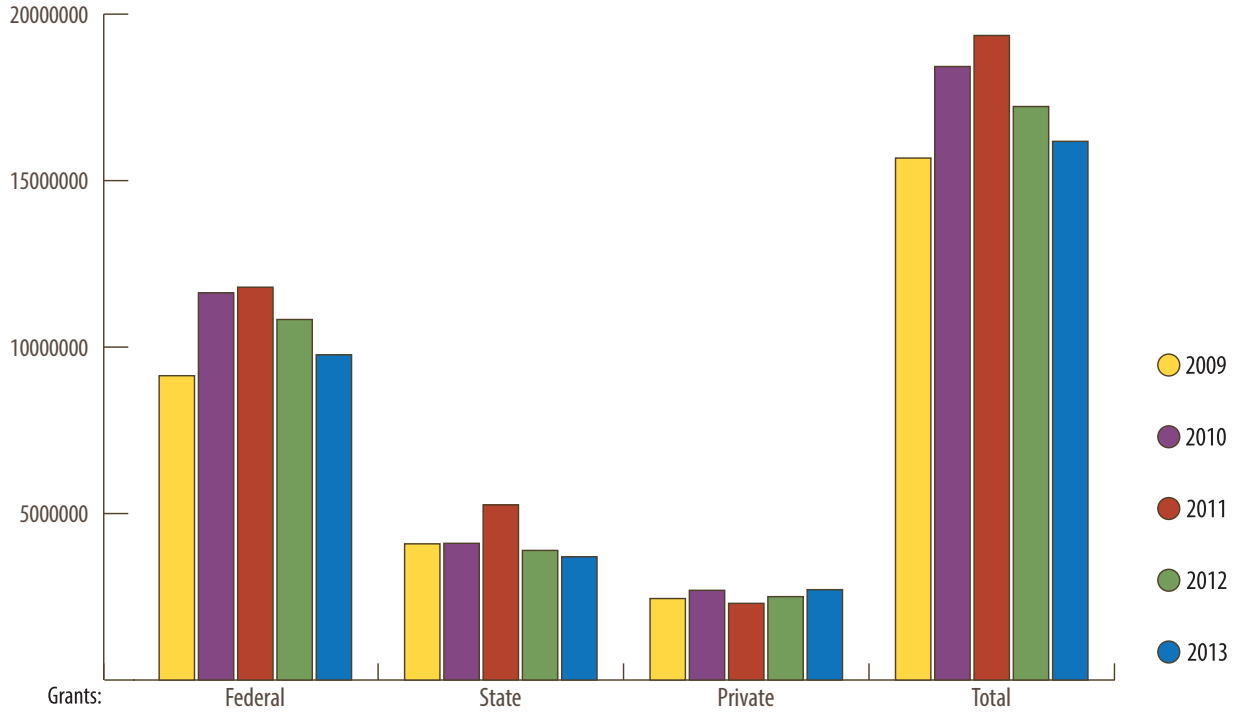
Summary of Salaries (FY-2013)

Category	Unrestricted		Restricted	
	FTE	Amount	FTE	Amount
Professional Salaries	144.97	7,969,598	25.32	1,462,129
Full-Time Faculty	131.65	7,619,845	8.82	479,537
Part-Time Faculty	57.57	1,151,914	12.88	257,762
Clerical Salaries	68.88	1,953,341	9.61	336,162
Technical Salaries	112.22	2,687,981	.96	33,979
GA/TA Salaries	21.15	628,608	1.87	55,612
Other Salaries	85.02	1,557,069	34.4	673,081
Federal Work Study	9.52	158,166	21.6	359,591
State Work Study	2.33	38,854	6.52	108,418
Totals	633.31	23,765,076	121.98	3,766,271

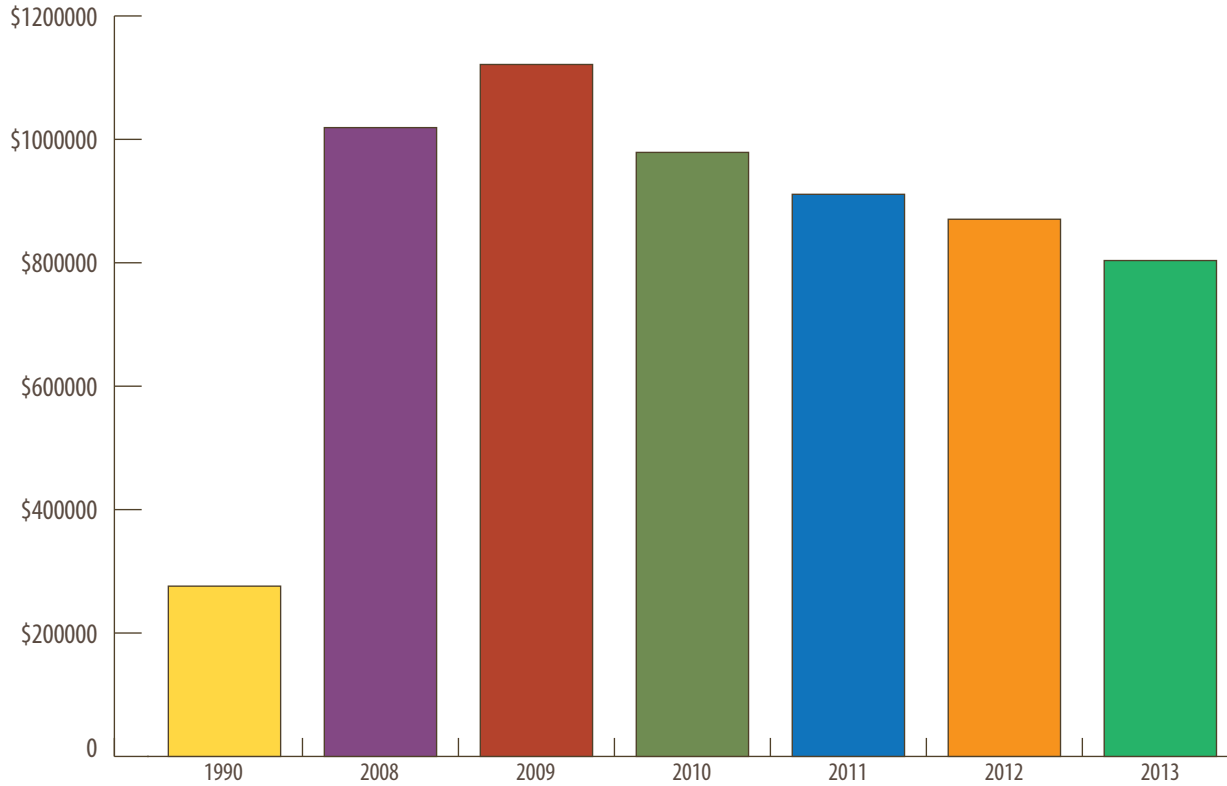
Revenues by Source (FY 2013)

Source	Unrestricted	Restricted
Tuition and Fees	11,705,023	
State Government Appropriations	29,218,262	
Federal Government Grants/Contracts		9,766,740
State Government Grants/Contracts		3,698,387
Private Gifts Grants/Contracts		2,659,872
Endowment/Land/Permanent Fund	194,715	
Sales and Services	5,800,129	25,255
Other Sources	1,270,821	13,100
Totals	48,188,950	16,179,208

NMHU Budget Analysis



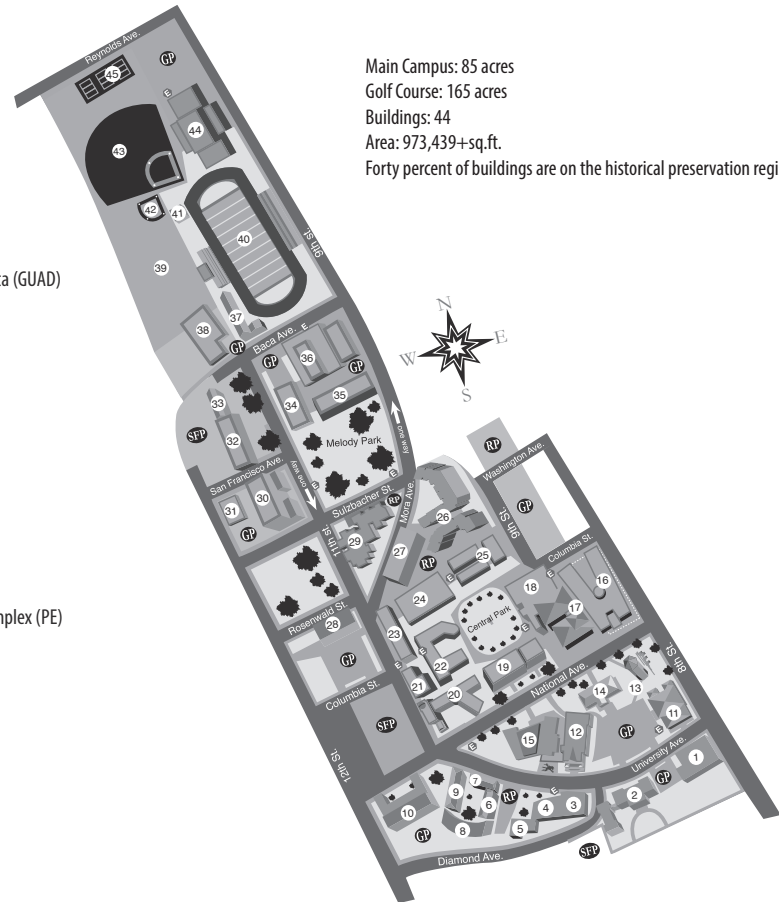
Indirect Costs: Facilities & Administration



NMHU Main Campus Map

- | | | | |
|----|---|----|--|
| 1 | Sala de Madrid (SM) | 24 | Archuleta Hall (ARCH) |
| 2 | Douglas Hall (DH) | 25 | Connor Hall (CH) |
| 3 | Media Arts East (MAE) | 26 | Viles & Crimmin Hall (VCH) |
| 4 | Media Arts West (MAW) | 27 | Arrott House (ARH) |
| 5 | Purchasing Bldg. (PB) | 28 | Industrial Arts Bldg. (IA) |
| 6 | Kennedy East (KENE) | 29 | Melody Hall (MELH) |
| 7 | Kennedy North (KENN) | 30 | Victoria D. de Sanchez Teacher Education Center (STEC) |
| 8 | Kennedy South (KENS) | 31 | Child Development Center/Guadalupe (GUAD) |
| 9 | Kennedy West (KENW) | 32 | Facilities Services (FS) |
| 10 | Hewett Hall (HH) | 33 | Campus Police Bldg. (POL) |
| 11 | Felix Martinez Center Bldg. (FM) | 34 | Champ Tyrone Music Bldg. (MU) |
| 12 | Ilfeld Auditorium (ILF) | 35 | Gregg House (GREH) |
| 13 | Alumni Centennial Tower | 36 | Stu Clark Bldg. (SCB) |
| 14 | Rodgers Administration Bldg. (RAB) | 37 | Field House (FLDH) |
| 15 | Burriss Hall (BH) | 38 | Natorium |
| 16 | Student Union Bldg. (SUB) | 39 | Football Practice Field |
| 17 | Donnelly Library Ground Floors/ITS (LIBG) | 40 | Perkins Stadium |
| 18 | Donnelly Library | 41 | Concession Stand |
| 19 | Lora M. Shields Science Bldg. (SC) | 42 | Soft Ball Feild |
| 20 | Ivan Hilton Science Tech Bldg. (HSCI) | 43 | Harold K. Brandt Baseball Field |
| 21 | Art Foundry (AF) | 44 | John A. Wilson Physical Education Complex (PE) |
| 22 | Sininger Hall (SH) | 45 | Tennis Courts |
| 23 | Engineering Bldg. (ENGR) | | |

- Emergency Station
- General Parking
- Resident Parking
- Staff/Faculty Parking



Main Campus: 85 acres
 Golf Course: 165 acres
 Buildings: 44
 Area: 973,439+sq.ft.
 Forty percent of buildings are on the historical preservation register.



Information Technology

Information Technology Services (ITS) manages New Mexico Highlands University's computing, communications, and other information technology resources. The department works with all members of the campus community to provide guidance, management, and expertise regarding technology plans and strategies designed to support the mission and goals of the University. The highly integrated campus technology environment provides voice over IP, video, and data to classrooms, offices, and residence halls. The staff of ITS works to keep up with rapidly changing applications and technologies to provide faculty, staff and students with the services, tools and technologies needed to compete and succeed in a learning environment. NMHU continues to expand its web-based public and private cloud services, specifically online learning management systems and associated applications. Enhanced e-mail services, and self-service functionality via the Universities administrative software applications are also available to students, faculty, staff and administration.

Overview:

- Easily accessible computer labs across campus and remote centers.
- Complete wireless coverage is available at all campus and center locations.
- Ethernet ports, wireless access, and cable TV are available in all residence halls.
- A student-run radio station is available live and online via NMHU's website.
- ITS supports a number of different kinds of mobile devices that take advantage of the University's wireless network.
- Classroom technology including an instructor PC, SMARTboard, and projection units are available in a majority of classrooms on campus and at remote centers.



