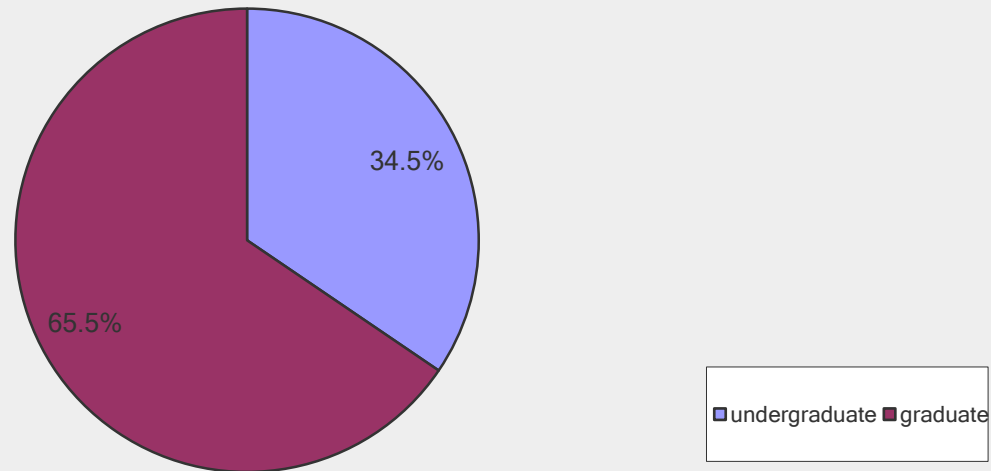


Alumni Survey 2016

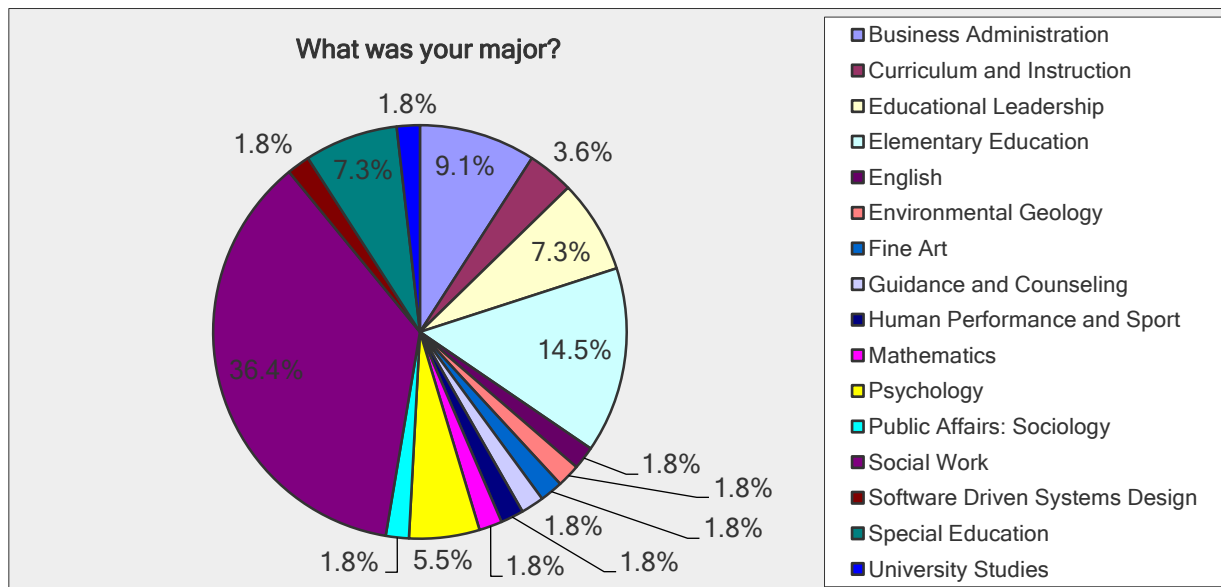
You are receiving this survey because you received a degree/certificate from NMHU between the fall of 2012 and the summer of 2013. What was the level of that degree?

Answer Options	Response Percent	Response Count
undergraduate	34.5%	19
graduate	65.5%	36
<i>answered question</i>		55
<i>skipped question</i>		1

You are receiving this survey because you received a degree/certificate from NMHU between the fall of 2012 and the summer of 2013. What was the level of that degree?



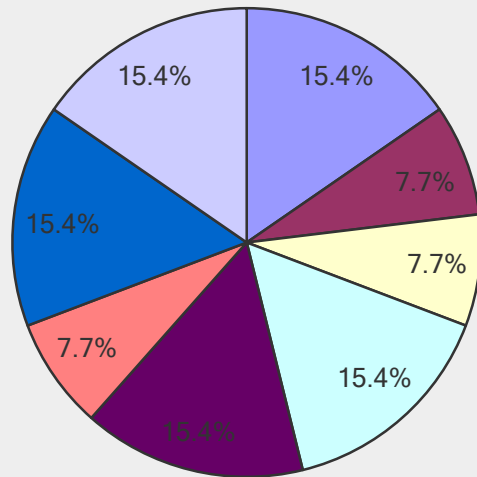
What was your major?		
Answer Options	Response Percent	Response Count
Business Administration	9.1%	5
Curriculum and Instruction	3.6%	2
Educational Leadership	7.3%	4
Elementary Education	14.5%	8
English	1.8%	1
Environmental Geology	1.8%	1
Fine Art	1.8%	1
Guidance and Counseling	1.8%	1
Human Performance and Sport	1.8%	1
Mathematics	1.8%	1
s Mathematics	1.8%	1
Psychology	5.5%	3
Public Affairs: Sociology	1.8%	1
Social Work	36.4%	20
Software Driven Systems Design	1.8%	1
Special Education	7.3%	4
University Studies	1.8%	1
answered question		55
skipped question		1



If you had a second major or degree, what was it?

Answer Options	Response Percent	Response Count
Business Administration	15.4%	2
Curriculum and Instruction	7.7%	1
Educational Leadership	7.7%	1
Elementary Education	15.4%	2
English	15.4%	2
Psychology	7.7%	1
Social Work	15.4%	2
Special Education	15.4%	2
<i>answered question</i>		13
<i>skipped question</i>		43

If you had a second major or degree, what was it?

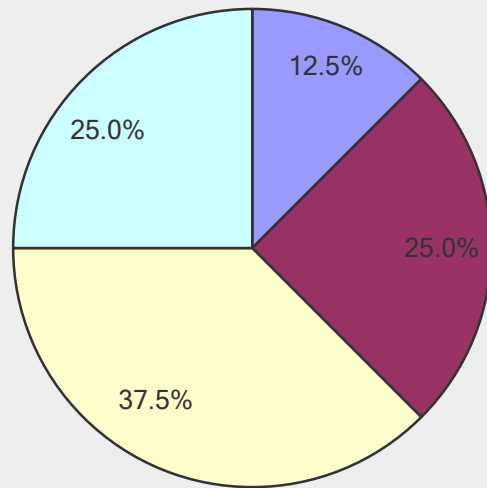


- Business Administration
- Curriculum and Instruction
- Educational Leadership
- Elementary Education
- English
- Psychology
- Social Work
- Special Education

If your major had a concentration, please select it below:

Answer Options	Response Percent	Response Count
Business Administration: Accounting	12.5%	1
Business Administration: Human Resources	25.0%	2
Business Administration: Marketing	37.5%	3
Guidance and Counseling: Professional Counseling	25.0%	2
<i>answered question</i>		8
<i>skipped question</i>		48

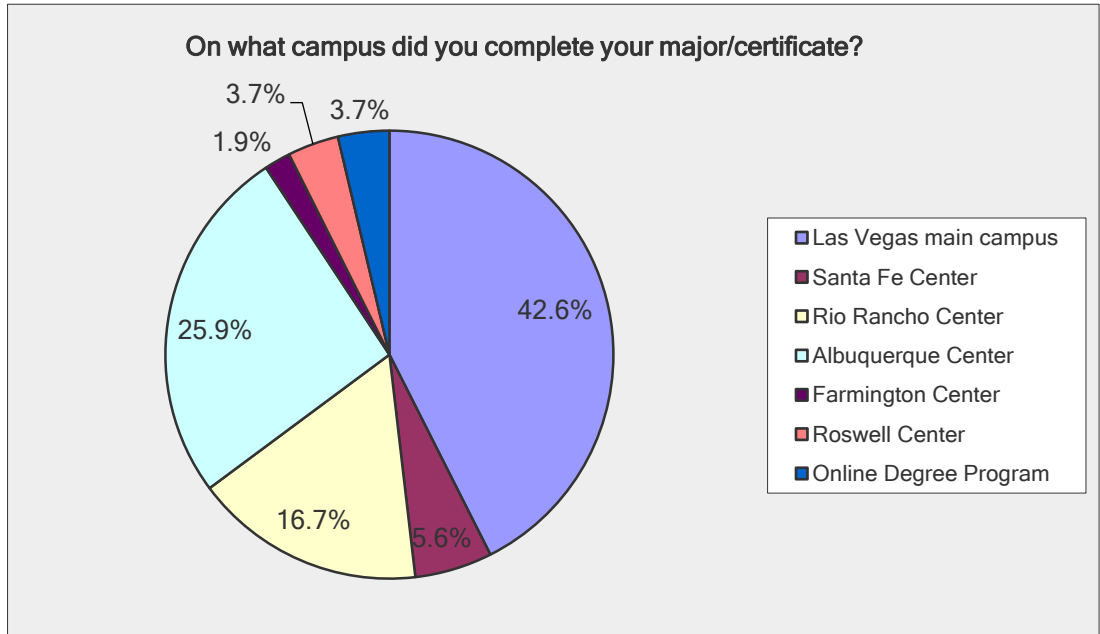
If your major had a concentration, please select it below:



- Business Administration: Accounting
- Business Administration: Human Resources Management
- Business Administration: Marketing
- Guidance and Counseling: Professional Counseling

On what campus did you complete your major/certificate?

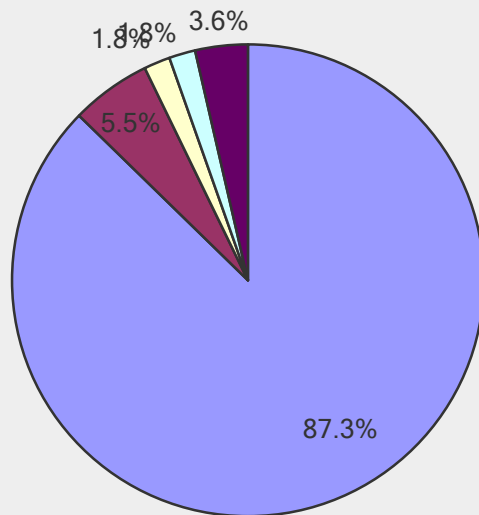
Answer Options	Response Percent	Response Count
Las Vegas main campus	42.6%	23
Santa Fe Center	5.6%	3
Rio Rancho Center	16.7%	9
Albuquerque Center	25.9%	14
Farmington Center	1.9%	1
Roswell Center	3.7%	2
Online Degree Program	3.7%	2
Other (please specify)		2
<i>answered question</i>		54
<i>skipped question</i>		2



Please indicate which of the following describes your current PRIMARY activity:

Answer Options	Response Percent	Response Count
Employed full-time	87.3%	48
Employed part-time	5.5%	3
Graduate or professional school	1.8%	1
Volunteer or national service (Peace Corps, AmeriCorps, etc.)	1.8%	1
Not employed but seeking employment, admission to graduate school, or other opportunity	3.6%	2
<i>answered question</i>		55
<i>skipped question</i>		1

Please indicate which of the following describes your current PRIMARY activity:

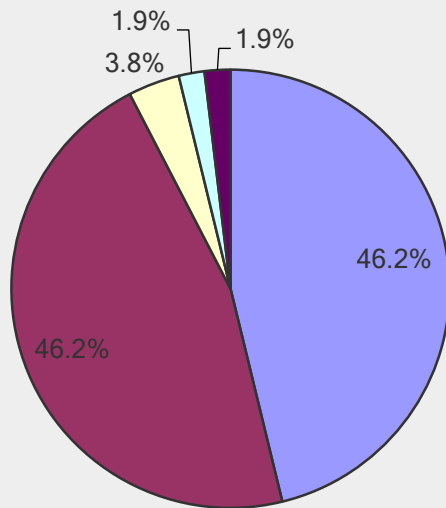


- Employed full-time
- Employed part-time
- Graduate or professional school
- Volunteer or national service (Peace Corps, AmeriCorps, etc.)
- Not employed but seeking employment, admission to graduate school, or other opportunity

At what point did you secure your first paying job after graduating from NMHU?

Answer Options	Response Percent	Response Count
While still enrolled at NMHU.	46.2%	24
During the first year after graduation.	46.2%	24
More than a year after graduation.	3.8%	2
I have not yet sought a paying job; I am a full-time	1.9%	1
I have sought a paying job, but I have not yet found one.	1.9%	1
<i>answered question</i>		52
<i>skipped question</i>		4

At what point did you secure your first paying job after graduating from NMHU?

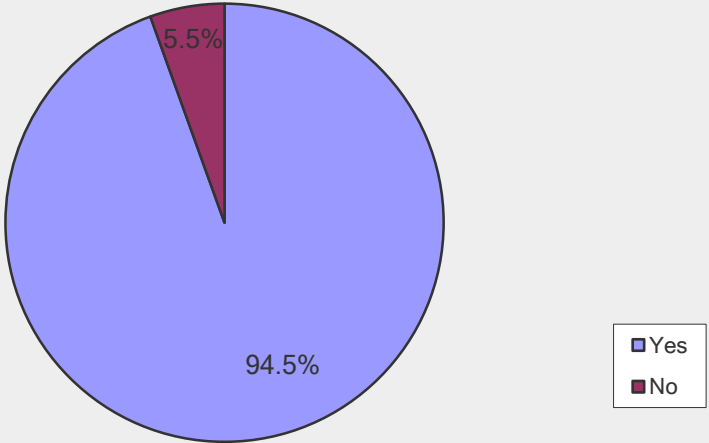


- While still enrolled at NMHU.
- During the first year after graduation.
- More than a year after graduation.
- I have not yet sought a paying job; I am a full-time student or engaged in other activities.
- I have sought a paying job, but I have not yet found one.

Do you think your degree improved your chances for finding employment?

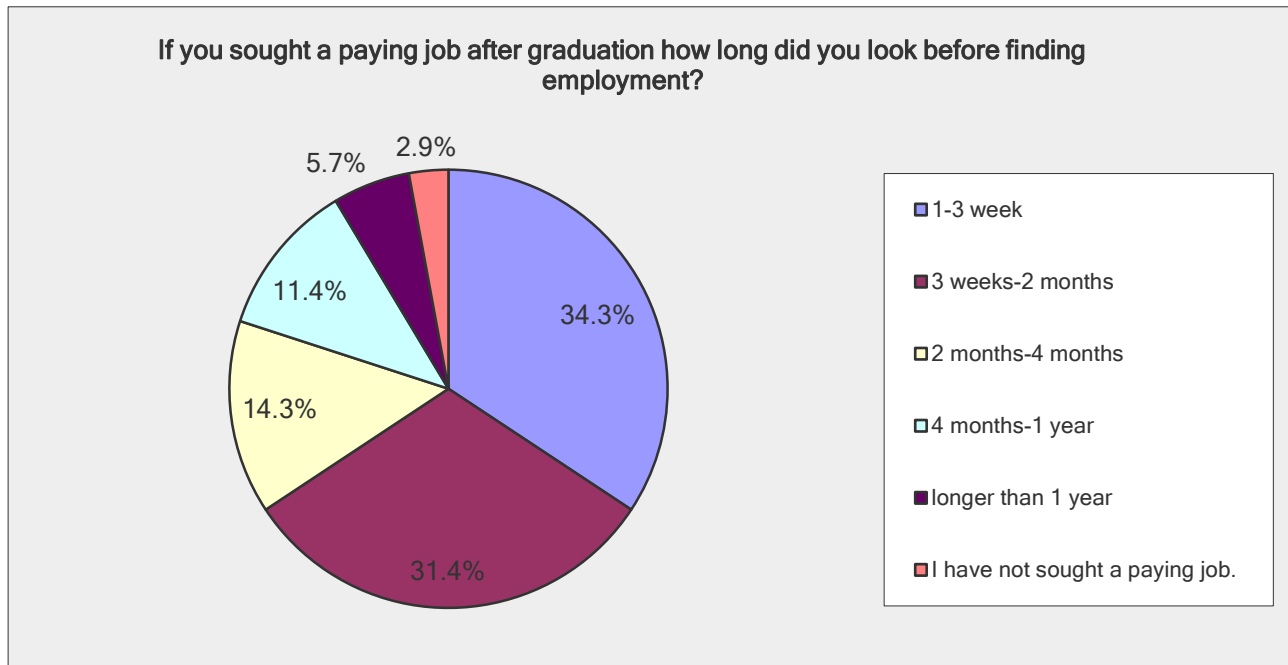
Answer Options	Response Percent	Response Count
Yes	94.5%	52
No	5.5%	3
If no, please explain.		2
<i>answered question</i>		55
<i>skipped question</i>		1

Do you think your degree improved your chances for finding employment?

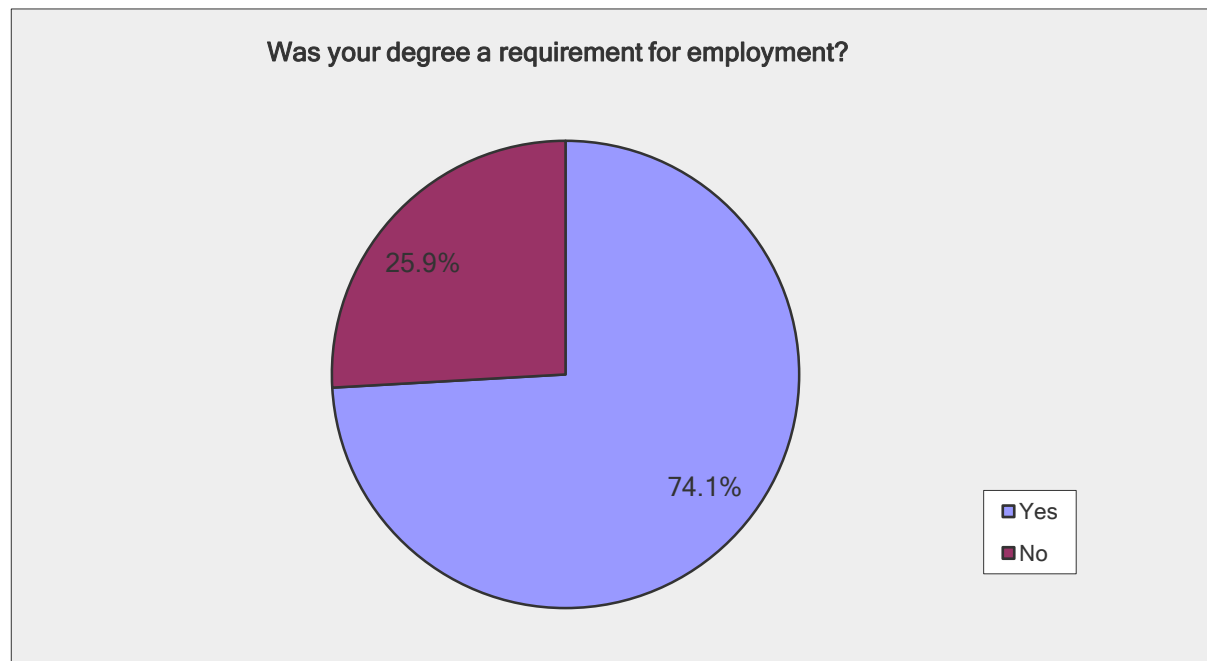


If you sought a paying job after graduation how long did you look before finding employment?

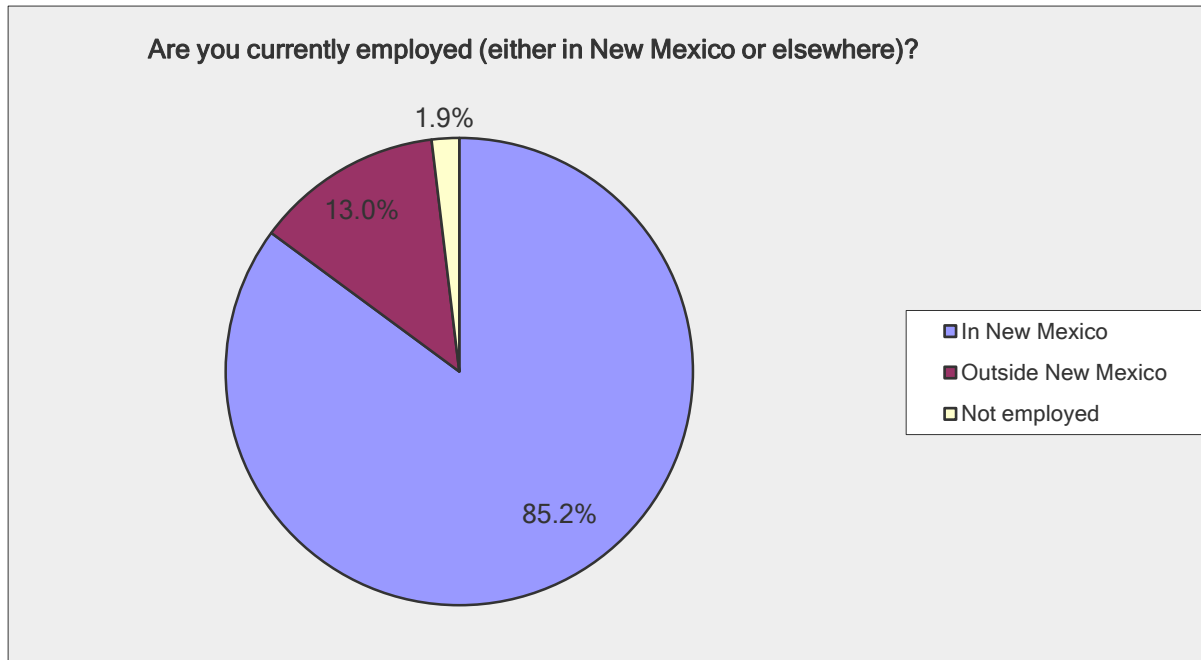
Answer Options	Response Percent	Response Count
1-3 week	34.3%	12
3 weeks-2 months	31.4%	11
2 months-4 months	14.3%	5
4 months-1 year	11.4%	4
longer than 1 year	5.7%	2
I have not sought a paying job.	2.9%	1
<i>answered question</i>		35
<i>skipped question</i>		21



Was your degree a requirement for employment?		
Answer Options	Response Percent	Response Count
Yes	74.1%	40
No	25.9%	14
<i>answered question</i>		54
<i>skipped question</i>		2



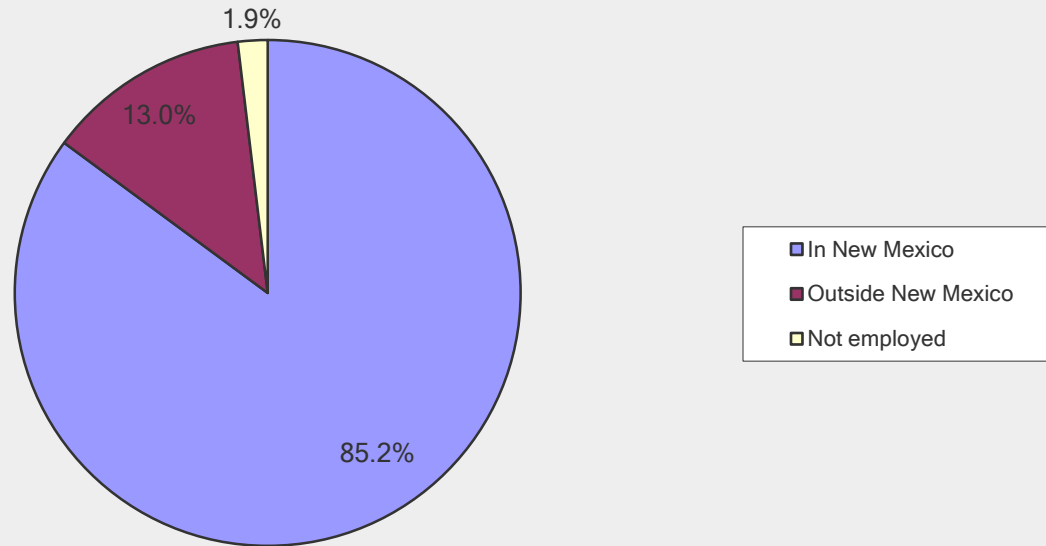
Are you currently employed (either in New Mexico or elsewhere)?		
Answer Options	Response Percent	Response Count
In New Mexico	85.2%	46
Outside New Mexico	13.0%	7
Not employed	1.9%	1
<i>answered question</i>		54
<i>skipped question</i>		2



Are you currently employed (either in New Mexico or elsewhere)?

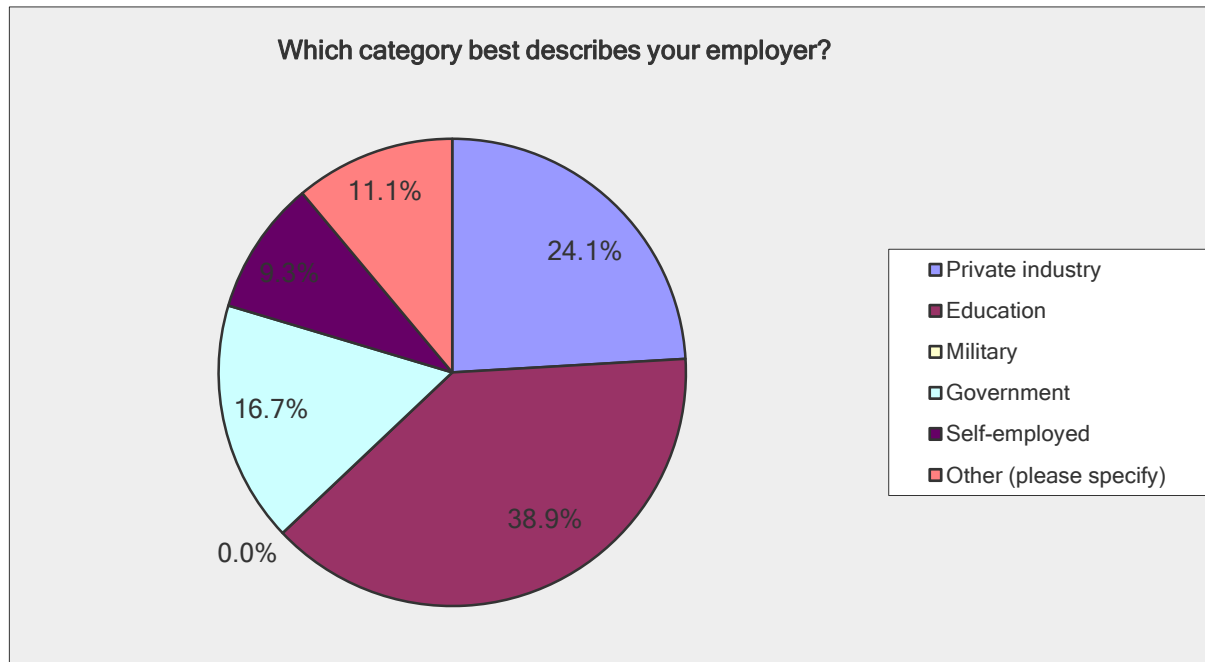
Answer Options	Response Percent	Response Count
In New Mexico	85.2%	46
Outside New Mexico	13.0%	7
Not employed	1.9%	1
<i>answered question</i>		54
<i>skipped question</i>		2

Are you currently employed (either in New Mexico or elsewhere)?



Alumni Survey 2016

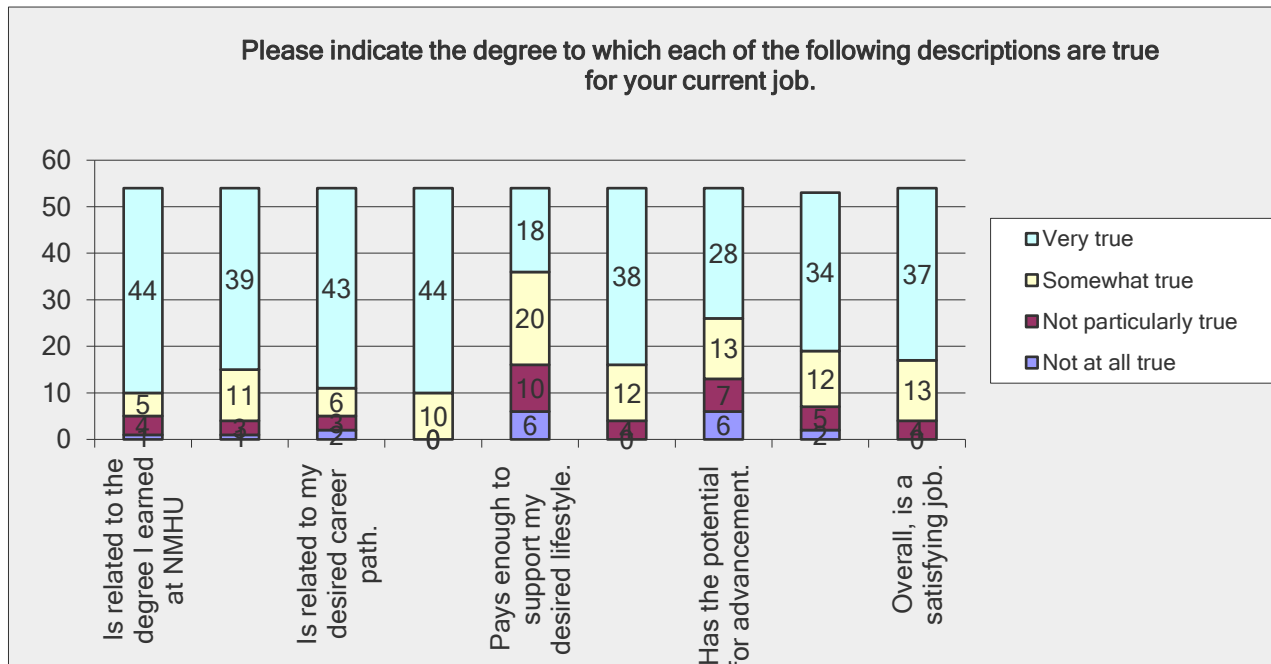
Which category best describes your employer?		
Answer Options	Response Percent	Response Count
Private industry	24.1%	13
Education	38.9%	21
Military	0.0%	0
Government	16.7%	9
Self-employed	9.3%	5
Other (please specify)	11.1%	6
<i>answered question</i>		54
<i>skipped question</i>		2



Alumni Survey 2016

Please indicate the degree to which each of the following descriptions are true for your current job.

Answer Options	Very true	Somewhat true	Not particularly true	Not at all true	Response Count
Is related to the degree I earned at NMHU	44	5	4	1	54
Requires me to use the skills I gained while at NMHU	39	11	3	1	54
Is related to my desired career path.	43	6	3	2	54
Is work I find meaningful.	44	10	0	0	54
Pays enough to support my desired lifestyle.	18	20	10	6	54
Is intellectually challenging.	38	12	4	0	54
Has the potential for advancement.	28	13	7	6	54
Is in a desirable location.	34	12	5	2	53
Overall, is a satisfying job.	37	13	4	0	54
<i>answered question</i>					54
<i>skipped question</i>					2



What is your current yearly salary from this job before taxes?

Answer Options	Response Percent	Response Count
No earned income	0.0%	0
Less than \$20,000	7.4%	4
\$20,000 to \$39,999	20.4%	11
\$40,000 to \$59,999	50.0%	27
\$60,000 to \$79,999	16.7%	9
\$80,000 to \$100,000	3.7%	2
More than \$100,000	0.0%	0
I prefer not to respond	1.9%	1
answered question		54
skipped question		2

What is your current yearly salary from this job before taxes?

