

**Institution: New Mexico Highlands University (187897)      User ID: P1878971**

**Completions Overview**

Welcome to the IPEDS Completions survey component. The Completions component is one of several IPEDS components that is conducted during the Fall data collection period. It collects the number of degrees and certificates awarded by field of study, level of award, race/ethnicity, and gender. The reporting period for the Completions component is during the 12-month time period beginning July 1 of the previous calendar year and ending June 30 of the current calendar year; therefore, for this year's Completions component, the reporting period is between July 1, 2015 and June 30, 2016. The Completions component is also collecting the number of students (e.g., completers) who earned awards between July 1, 2015 and June 30, 2016.

**Completions Common Errors**

Some common completions component errors include the following:

- Including award levels on your current year Completions that were not reported on your previous year's (PY) Institutional Characteristics (IC). [Award levels in the PY IC component cannot be changed; therefore, contact the IPEDS Help Desk at 1-877-225-2568 if you need assistance.]
- Forgetting to select CIP codes for new programs of study that are offered by the institution, but do not have completions for the reporting period.
- Forgetting to enter in zero in at least one of the cells for CIP codes that do not have completions.

**Recent Changes**

- The following question on **distance education** has been added to the bottom of each individual "CIP Data" screen:  
"Is this program offered as a distance education program?"
- The following two screens, which collect data specifically on students were added to this component, beginning in the 2013-14 survey year:
  - **"All Completers"** - Collects the number of students who earned an award between July 1, 2015 and June 30, 2016 by gender and race/ethnicity. (The intent of this screen is to collect an **unduplicated count** of total numbers of completers.)
  - **"Completers by Level"** - Collects the number of students who earned an award between July 1, 2015 and June 30, 2016 by award level and 1) by gender; 2) by race/ethnicity; and 3) by age.
- The definition for Post-baccalaureate Certificate has changed slightly for the 2016-17 collection. The new definition is as follows: **An award that requires completion of an organized program of study beyond the bachelor's. It is designed for persons who have completed a baccalaureate degree, but does not meet the requirements of a master's degree.**

**NOTE: Even though Teacher Preparation certificate programs may require a bachelor's degree for admission, they are considered sub-baccalaureate undergraduate programs, and students in these programs are undergraduate students.**

**General Information**

CIP Codes:

The [CIP 2010 Website](#) includes a list of new CIP codes, a list of deleted CIP codes, a list of moved CIP Codes, and an online crosswalk of the 2000 CIP and 2010 CIP.

The Resources Page of the CIP 2010 website contains many valuable resources including:

- CIP 2010 Manual and copies of previous editions of the CIP Manual
- Crosswalk between the 2000 CIP codes and the 2010 CIP codes in Excel format

Keep in mind that some information provided by institutions on the Completions component appear in the [College Navigator](#), which is a major tool used by consumers searching for information about postsecondary education. It is therefore vitally important that you include accurate information about your institution.

Survey materials can be downloaded using the following link: [Survey Materials](#).

The prior year revision system can be accessed using the following link: [Prior Year Revision System](#)

**Completions CIP Data**

CIPCODE	Award Level	Major	Gender	Non Resident Alien	Hispanic / Latino	American Indian or Alaska Native	Asian	Black or African American	Native Hawaiian or Other Pacific Islander	White	Two or more Races	Race/ ethnicity unknown	Total	distance education program
03.0103 Environmental Studies	5 - Bachelor's degree	1	Men	0	0	0	0	0	0	0	0	0	0	
			Women	0	0	0	0	0	0	0	0	0	0	
			Total	0	0	0	0	0	0	0	0	0	0	No
03.0201 Natural Resources Management and Policy	5 - Bachelor's degree	1	Men	0	2	1	0	0	0	0	0	0	3	
			Women	0	0	0	0	0	0	1	0	1	2	
			Total	0	2	1	0	0	0	1	0	1	5	No
03.0501 Forestry, General	5 - Bachelor's degree	1	Men	0	3	1	0	0	0	1	0	0	5	
			Women	1	1	0	0	0	0	0	0	2		
			Total	1	4	1	0	0	0	1	0	7	No	
05.0199 Area Studies, Other	5 - Bachelor's degree	1	Men	0	0	0	0	0	0	0	0	0	0	
			Women	0	0	0	0	0	0	0	0	0	0	
			Total	0	0	0	0	0	0	0	0	0	0	No
05.0199 Area Studies, Other	7 - Master's degree	1	Men	0	0	0	0	0	0	0	0	0	0	
			Women	0	0	0	0	0	0	1	0	0	1	
			Total	0	0	0	0	0	0	1	0	0	1	No
05.0199 Area Studies, Other	5 - Bachelor's degree	2	Men	0	0	0	0	0	0	0	0	0	0	
			Women	0	0	0	0	0	0	0	0	0	0	
			Total	0	0	0	0	0	0	0	0	0	0	No
09.0101 Speech Communication and Rhetoric	5 - Bachelor's degree	1	Men	0	0	0	0	0	0	0	0	0	0	
			Women	0	0	0	0	0	0	0	0	0	0	
			Total	0	0	0	0	0	0	0	0	0	0	No
09.0101 Speech Communication and Rhetoric	5 - Bachelor's degree	2	Men	0	0	0	0	0	0	0	0	0	0	
			Women	0	0	0	0	0	0	0	0	0	0	
			Total	0	0	0	0	0	0	0	0	0	0	No
10.9999 Communications Technologies/Technicians and Support Services, Other	7 - Master's degree	1	Men	1	0	0	0	0	0	0	0	0	1	
			Women	2	0	0	0	0	0	0	0	0	2	
			Total	3	0	0	0	0	0	0	0	0	3	No
11.0101 Computer and Information Sciences, General	5 - Bachelor's degree	1	Men	1	1	0	0	1	0	1	0	0	4	
			Women	0	2	0	0	0	0	0	0	2		
			Total	1	3	0	0	1	0	1	0	6	No	
11.0401 Information Science/Studies	5 - Bachelor's degree	1	Men	0	0	0	0	0	0	0	0	0	0	
			Women	0	0	0	0	0	0	1	0	1		
			Total	0	0	0	0	0	0	1	0	1	No	
11.0401 Information Science/Studies	7 - Master's degree	1	Men	3	1	0	0	0	0	0	0	0	4	
			Women	0	0	0	0	0	0	0	1	1		
			Total	3	1	0	0	0	0	0	1	5	No	
13.0301 Curriculum and Instruction	7 - Master's degree	1	Men	0	1	0	0	0	0	1	0	0	2	
			Women	0	8	0	0	0	0	7	0	1	16	
			Total	0	9	0	0	0	0	8	0	1	18	Yes
13.0401 Educational Leadership and Administration, General	6 - Postbaccalaureate certificates	1	Men	0	0	1	0	0	0	1	0	0	2	
			Women	0	1	0	0	0	0	4	0	5		
			Total	0	1	1	0	0	0	5	0	7	No	





CIPCODE	Award Level	Major	Gender	Non Resident Alien	Hispanic / Latino	American Indian or Alaska Native	Asian	Black or African American	Native Hawaiian or Other Pacific Islander	White	Two or more Races	Race/ ethnicity unknown	Total	distance education program
English Language and Literature, General			Women	0	1	0	0	0	0	0	0	0	1	
			Total	0	1	0	0	0	0	0	0	0	0	1
24.0101 Liberal Arts and Sciences/Liberal Studies	5 - Bachelor's degree	1	Men	0	2	0	0	0	0	1	0	0	3	
			Women	0	4	0	0	0	0	2	0	0	0	6
26.0101 Biology/Biological Sciences, General	5 - Bachelor's degree	1	Total	0	6	0	0	0	0	3	0	0	9	No
			Men	2	2	0	0	0	0	0	0	0	1	5
26.0101 Biology/Biological Sciences, General	7 - Master's degree	1	Women	0	6	0	0	1	0	2	0	0	9	
			Total	2	8	0	0	1	0	2	0	1	14	No
26.0101 Biology/Biological Sciences, General	5 - Bachelor's degree	2	Men	1	6	0	0	0	0	1	0	1	9	
			Women	0	2	0	0	0	0	0	0	0	0	2
26.0101 Biology/Biological Sciences, General	5 - Bachelor's degree	1	Total	1	8	0	0	0	0	1	0	1	11	No
			Men	0	0	0	0	0	0	0	0	0	0	0
26.0101 Biology/Biological Sciences, General	5 - Bachelor's degree	2	Women	0	0	0	0	0	0	0	0	0	0	
			Total	0	0	0	0	0	0	0	0	0	0	0
27.0101 Mathematics, General	5 - Bachelor's degree	1	Men	0	2	0	0	0	0	1	0	0	3	
			Women	0	1	0	0	0	0	0	0	0	0	1
27.0101 Mathematics, General	5 - Bachelor's degree	2	Total	0	3	0	0	0	0	1	0	0	4	No
			Men	0	0	0	0	0	0	0	0	0	0	0
27.0101 Mathematics, General	5 - Bachelor's degree	2	Women	0	0	0	0	0	0	0	0	0	0	
			Total	0	0	0	0	0	0	0	0	0	0	0
31.0301 Parks, Recreation and Leisure Facilities Management, General	5 - Bachelor's degree	1	Men	0	0	0	0	0	0	0	0	0	0	
			Women	0	0	0	0	0	0	0	0	0	0	0
40.0501 Chemistry, General	5 - Bachelor's degree	1	Total	0	0	0	0	0	0	0	0	0	0	No
			Men	1	5	0	0	0	0	0	0	0	0	6
40.0501 Chemistry, General	7 - Master's degree	1	Women	0	1	0	0	0	0	1	0	0	2	
			Total	1	6	0	0	0	0	1	0	0	8	No
40.0501 Chemistry, General	5 - Bachelor's degree	2	Men	1	0	0	0	0	0	0	0	0	1	
			Women	1	0	0	0	0	0	0	0	0	0	1
40.0501 Chemistry, General	5 - Bachelor's degree	2	Total	2	0	0	0	0	0	0	0	0	2	No
			Men	0	0	0	0	0	0	0	0	0	0	0
40.0601 Geology/Earth Science, General	5 - Bachelor's degree	1	Women	0	0	0	0	0	0	0	0	0	0	
			Total	0	3	0	0	0	0	0	0	0	1	4
40.0601 Geology/Earth Science, General	6 - Postbaccalaureate certificates	1	Men	0	2	0	0	0	0	0	0	0	2	
			Women	0	3	0	0	0	0	0	0	0	0	3
40.0601 Geology/Earth Science, General	5 - Bachelor's degree	2	Total	0	5	0	0	0	0	0	0	0	5	No
			Men	0	0	0	0	0	0	0	0	0	0	0
40.0601 Geology/Earth Science, General	5 - Bachelor's degree	2	Women	0	0	0	0	0	0	0	0	0	0	
			Total	0	0	0	0	0	0	0	0	0	0	0
40.0801 Physics, General	5 - Bachelor's degree	1	Men	0	0	0	0	0	0	0	0	0	0	
			Women	0	0	0	0	0	0	0	0	0	0	0
42.0101		1	Total	0	0	0	0	0	0	0	0	0	0	No
			Men	0	3	0	0	0	0	0	2	0	0	5





Completions: total by first major

99.0000 Summary Grand Totals	Award Level	Nonresident alien	Hispanic Latino	American Indian or Alaska Native	Asian	Black or African American	Native Hawaiian or Other Pacific Islander	White	Two or more Races	Race/ethnicity unknown	Total	PY Total
<b>Awards of less than 1 academic year</b>	<b>1</b>											
Men		0	0	0	0	0	0	0	0	0	0	0
Women		0	0	0	0	0	0	1	0	0	1	0
<b>Total</b>		0	0	0	0	0	0	1	0	0	1	0
<b>Associate's degree</b>	<b>3</b>											
Men		0	1	0	0	0	0	0	0	0	1	0
Women		0	0	0	0	0	0	0	0	0	0	1
<b>Total</b>		0	1	0	0	0	0	0	0	0	1	1
<b>Bachelor's degree</b>	<b>5</b>											
Men		12	88	16	1	10	0	26	1	4	158	131
Women		24	182	37	8	9	2	85	3	6	356	334
<b>Total</b>		36	270	53	9	19	2	111	4	10	514	465
<b>Postbaccalaureate certificates</b>	<b>6</b>											
Men		0	2	1	0	0	0	1	0	0	4	2
Women		0	6	1	0	0	0	6	0	0	13	1
<b>Total</b>		0	8	2	0	0	0	7	0	0	17	3
<b>Master's degree</b>	<b>7</b>											
Men		11	51	6	0	5	0	28	1	9	111	119
Women		16	119	17	4	7	0	92	3	22	280	311
<b>Total</b>		27	170	23	4	12	0	120	4	31	391	430

Grand Total Men		23	142	23	1	15	0	55	2	13	274	252
Grand Total Women		40	307	55	12	16	2	184	6	28	650	647
Grand Total		63	449	78	13	31	2	239	8	41	924	899

PY Grand Total Men		30	128	13	1	16	0	51	1	12		252
		39	352	40	4	15	3	156	9	29		647



PY Grand Total Women													
PY Grand Total		69	480	53	5	31	3	207	10	41			899

**Completions: total by second major**

99.0000 Summary Grand Totals	Award Level	Nonresident alien	Hispanic Latino	American Indian or Alaska Native	Asian	Black or African American	Native Hawaiian or Other Pacific Islander	White	Two or more Races	Race/ethnicity unknown	Total	PY Total
<b>Bachelor's degree</b>	<b>5</b>											
Men		0	3	0	0	0	0	1	0	0	4	3
Women		0	9	0	0	0	0	2	0	0	11	13
<b>Total</b>		0	12	0	0	0	0	3	0	0	15	16

Grand Total Men		0	3	0	0	0	0	1	0	0	4	3
Grand Total Women		0	9	0	0	0	0	2	0	0	11	13
Grand Total		0	12	0	0	0	0	3	0	0	15	16

PY Grand Total Men		1	2	0	0	0	0	0	0	0		3
PY Grand Total Women		1	7	0	0	0	0	5	0	0		13
PY Grand Total		2	9	0	0	0	0	5	0	0		16

## All Completers

Institutions must report the following information. (Some data will be pre-populated from the completions by CIP code data.)

## All Completers

Number of students by gender and race and ethnicity earning an award between July 1, 2015 and June 30, 2016. Count each student only once, regardless of how many awards he/she earned. The intent of this screen is to collect an unduplicated count of total numbers of *completers*.

- Report Hispanic/Latino individuals of any race as Hispanic/Latino
- Report race for non-Hispanic/Latino individuals only

	Men		Women		Total Students
	Number of Students	Total Awards	Number of Students	Total Awards	
<u>Nonresident alien</u>	<input type="text" value="23"/>	23	<input type="text" value="40"/>	40	63
<u>Hispanic/Latino</u>	<input type="text" value="142"/>	142	<input type="text" value="307"/>	307	449
<u>American Indian or Alaska Native</u>	<input type="text" value="23"/>	23	<input type="text" value="55"/>	55	78
<u>Asian</u>	<input type="text" value="1"/>	1	<input type="text" value="12"/>	12	13
<u>Black or African American</u>	<input type="text" value="15"/>	15	<input type="text" value="16"/>	16	31
<u>Native Hawaiian or Other Pacific Islander</u>	<input type="text" value="0"/>	0	<input type="text" value="2"/>	2	2
<u>White</u>	<input type="text" value="55"/>	55	<input type="text" value="184"/>	184	239
<u>Two or more races</u>	<input type="text" value="2"/>	2	<input type="text" value="6"/>	6	8
<u>Race and ethnicity unknown</u>	<input type="text" value="13"/>	13	<input type="text" value="28"/>	28	41
<b>TOTAL</b>	274	274	650	650	924
<b>PY TOTAL</b>	<b>252</b>		<b>647</b>		<b>899</b>

Completers by Level

Institutions must report the following information. This screen will be shown for each of the following award categories for which completions have been reported:

- Less than 1-year certificates
- At least 1 but less than 4-year certificates
- Associate's degrees
- Bachelor's degrees
- Master's degrees
- Doctor's degrees
- Postbaccalaureate and post-master's certificates

**Less than 1-year certificates**

Number of students by gender, by race and ethnicity, and by age earning this award between July 1, 2015 and June 30, 2016. Each student should be counted once per award level. For example, if a student earned a master's degree and a doctor's degree, he/she should be counted once in master's and once in doctor's. A student earning two master's degrees should be counted only once.

- Report Hispanic/Latino individuals of any race as Hispanic/Latino
- Report race for non-Hispanic/Latino individuals only

	Number of Students	Total Awards
<b>By Gender</b>		
Men	<input type="text"/>	0
Women	<input type="text" value="1"/>	1
<b>TOTAL</b>	<b>1</b>	<b>1</b>
PY TOTAL		

**By Race/Ethnicity**

<u>Nonresident alien</u>	<input type="text"/>	0
<u>Hispanic/Latino</u>	<input type="text"/>	0
<u>American Indian or Alaska Native</u>	<input type="text"/>	0
<u>Asian</u>	<input type="text"/>	0
<u>Black or African American</u>	<input type="text"/>	0
<u>Native Hawaiian or Other Pacific Islander</u>	<input type="text"/>	0

<u>White</u>	<input type="text" value="1"/>	1
Two or more races	<input type="text"/>	0
<u>Race and ethnicity unknown</u>	<input type="text"/>	0
<b>TOTAL</b>	<b>1</b>	<b>1</b>

<b>By Age</b>		
Under 18	<input type="text"/>	
18-24	<input type="text"/>	
25-39	<input type="text"/>	
40 and Above	<input type="text" value="1"/>	
Age Unknown	<input type="text"/>	
<b>TOTAL</b>	<b>1</b>	<b>1</b>

Completers by Level

Institutions must report the following information. This screen will be shown for each of the following award categories for which completions have been reported:

- Less than 1-year certificates
- At least 1 but less than 4-year certificates
- Associate's degrees
- Bachelor's degrees
- Master's degrees
- Doctor's degrees
- Postbaccalaureate and post-master's certificates

**Associate's degrees**

Number of students by gender, by race and ethnicity, and by age earning this award between July 1, 2015 and June 30, 2016. Each student should be counted once per award level. For example, if a student earned a master's degree and a doctor's degree, he/she should be counted once in master's and once in doctor's. A student earning two master's degrees should be counted only once.

- Report Hispanic/Latino individuals of any race as Hispanic/Latino
- Report race for non-Hispanic/Latino individuals only


	Number of Students	Total Awards
<b>By Gender</b>		
Men	<input type="text" value="1"/>	1
Women	<input type="text" value="0"/>	0
<b>TOTAL</b>	<b>1</b>	<b>1</b>
<b>PY TOTAL</b>	<b>1</b>	

**By Race/Ethnicity**

<u>Nonresident alien</u>	<input type="text" value="0"/>	0
<u>Hispanic/Latino</u>	<input type="text" value="1"/>	1
<u>American Indian or Alaska Native</u>	<input type="text" value="0"/>	0
<u>Asian</u>	<input type="text" value="0"/>	0
<u>Black or African American</u>	<input type="text" value="0"/>	0
<u>Native Hawaiian or Other Pacific Islander</u>	<input type="text" value="0"/>	0

<u>White</u>	<input type="text" value="0"/>	0
Two or more races	<input type="text" value="0"/>	0
<u>Race and ethnicity unknown</u>	<input type="text" value="0"/>	0
<b>TOTAL</b>	<b>1</b>	<b>1</b>



 **By Age**

Under 18	<input type="text" value="0"/>	
18-24	<input type="text" value="1"/>	
25-39	<input type="text" value="0"/>	
40 and Above	<input type="text" value="0"/>	
Age Unknown	<input type="text" value="0"/>	
<b>TOTAL</b>	<b>1</b>	<b>1</b>

Completers by Level

Institutions must report the following information. This screen will be shown for each of the following award categories for which completions have been reported:

- Less than 1-year certificates
- At least 1 but less than 4-year certificates
- Associate's degrees
- Bachelor's degrees
- Master's degrees
- Doctor's degrees
- Postbaccalaureate and post-master's certificates

**Bachelor's degrees**

Number of students by gender, by race and ethnicity, and by age earning this award between July 1, 2015 and June 30, 2016. Each student should be counted once per award level. For example, if a student earned a master's degree and a doctor's degree, he/she should be counted once in master's and once in doctor's. A student earning two master's degrees should be counted only once.

- Report Hispanic/Latino individuals of any race as Hispanic/Latino
- Report race for non-Hispanic/Latino individuals only


	Number of Students	Total Awards
<b>By Gender</b>		
Men	<input type="text" value="158"/>	158
Women	<input type="text" value="356"/>	356
<b>TOTAL</b>	514	514
<b>PY TOTAL</b>	<b>465</b>	

**By Race/Ethnicity**

<u>Nonresident alien</u>	<input type="text" value="36"/>	36
<u>Hispanic/Latino</u>	<input type="text" value="270"/>	270
<u>American Indian or Alaska Native</u>	<input type="text" value="53"/>	53
<u>Asian</u>	<input type="text" value="9"/>	9
<u>Black or African American</u>	<input type="text" value="19"/>	19
<u>Native Hawaiian or Other Pacific Islander</u>	<input type="text" value="2"/>	2

<u>White</u>	<input type="text" value="111"/>	111
Two or more races	<input type="text" value="4"/>	4
<u>Race and ethnicity unknown</u>	<input type="text" value="10"/>	10
<b>TOTAL</b>	514	514



 **By Age**

Under 18	<input type="text" value="0"/>	
18-24	<input type="text" value="173"/>	
25-39	<input type="text" value="232"/>	
40 and Above	<input type="text" value="109"/>	
Age Unknown	<input type="text" value="0"/>	
<b>TOTAL</b>	514	514



Completers by Level

Institutions must report the following information. This screen will be shown for each of the following award categories for which completions have been reported:

- Less than 1-year certificates
- At least 1 but less than 4-year certificates
- Associate's degrees
- Bachelor's degrees
- Master's degrees
- Doctor's degrees
- Postbaccalaureate and post-master's certificates

**Master's degrees**

Number of students by gender, by race and ethnicity, and by age earning this award between July 1, 2015 and June 30, 2016. Each student should be counted once per award level. For example, if a student earned a master's degree and a doctor's degree, he/she should be counted once in master's and once in doctor's. A student earning two master's degrees should be counted only once.

- Report Hispanic/Latino individuals of any race as Hispanic/Latino
- Report race for non-Hispanic/Latino individuals only


	Number of Students	Total Awards
<b>By Gender</b>		
Men	<input type="text" value="111"/>	111
Women	<input type="text" value="280"/>	280
<b>TOTAL</b>	391	391
<b>PY TOTAL</b>	<b>430</b>	

**By Race/Ethnicity**

<u>Nonresident alien</u>	<input type="text" value="27"/>	27
<u>Hispanic/Latino</u>	<input type="text" value="170"/>	170
<u>American Indian or Alaska Native</u>	<input type="text" value="23"/>	23
<u>Asian</u>	<input type="text" value="4"/>	4
<u>Black or African American</u>	<input type="text" value="12"/>	12
<u>Native Hawaiian or Other Pacific Islander</u>	<input type="text" value="0"/>	0

<u>White</u>	<input type="text" value="120"/>	120
Two or more races	<input type="text" value="4"/>	4
<u>Race and ethnicity unknown</u>	<input type="text" value="31"/>	31
<b>TOTAL</b>	391	391



 **By Age**

Under 18	<input type="text" value="0"/>	
18-24	<input type="text" value="23"/>	
25-39	<input type="text" value="254"/>	
40 and Above	<input type="text" value="114"/>	
Age Unknown	<input type="text" value="0"/>	
<b>TOTAL</b>	391	391

Completers by Level

Institutions must report the following information. This screen will be shown for each of the following award categories for which completions have been reported:

- Less than 1-year certificates
- At least 1 but less than 4-year certificates
- Associate's degrees
- Bachelor's degrees
- Master's degrees
- Doctor's degrees
- Postbaccalaureate and post-master's certificates

**Postbaccalaureate and post-master's certificates**

Number of students by gender, by race and ethnicity, and by age earning this award between July 1, 2015 and June 30, 2016. Each student should be counted once per award level. For example, if a student earned a master's degree and a doctor's degree, he/she should be counted once in master's and once in doctor's. A student earning two master's degrees should be counted only once.


- Report Hispanic/Latino individuals of any race as Hispanic/Latino
- Report race for non-Hispanic/Latino individuals only

	Number of Students	Total Awards
<b>By Gender</b>		
Men	<input type="text" value="4"/>	4
Women	<input type="text" value="13"/>	13
<b>TOTAL</b>	<input type="text" value="17"/>	17
<b>PY TOTAL</b>	<input type="text" value="3"/>	

**By Race/Ethnicity**

<u>Nonresident alien</u>	<input type="text" value="0"/>	0
<u>Hispanic/Latino</u>	<input type="text" value="8"/>	8
<u>American Indian or Alaska Native</u>	<input type="text" value="2"/>	2
<u>Asian</u>	<input type="text" value="0"/>	0
<u>Black or African American</u>	<input type="text" value="0"/>	0
<u>Native Hawaiian or Other Pacific Islander</u>		0

	<input type="text" value="0"/>	
<u>White</u>	<input type="text" value="7"/>	7
Two or more races	<input type="text" value="0"/>	0
<u>Race and ethnicity unknown</u>	<input type="text" value="0"/>	0
<b>TOTAL</b>	17	17

 **By Age**

Under 18	<input type="text" value="0"/>	
18-24	<input type="text" value="0"/>	
25-39	<input type="text" value="7"/>	
40 and Above	<input type="text" value="10"/>	
Age Unknown	<input type="text" value="0"/>	
<b>TOTAL</b>	17	17

## Summary

IPEDS collects important information regarding your institution. All data reported in IPEDS survey components become available in the IPEDS Data Center and appear as aggregated data in various Department of Education reports. Additionally, some of the reported data appears specifically for your institution through the College Navigator website and is included in your institution's Data Feedback Report (DFR). The purpose of this summary is to provide you an opportunity to view some of the data that, when accepted through the IPEDS quality control process, will appear on the College Navigator website and/or your DFR. College Navigator is updated approximately three months after the data collection period closes and Data Feedback Reports will be available through the [Data Center](#) and sent to your institution's CEO in November 2016.

Please review your data for accuracy. If you have questions about the data displayed below after reviewing the data reported on the survey screens, please contact the IPEDS Help Desk at: 1-877-225-2568 or [ipedshelp@rti.org](mailto:ipedshelp@rti.org).

## Summary of Completions Data

Award Level	Number of Completions	
	1 <sup>st</sup> major	2 <sup>nd</sup> major
<u>Postsecondary award, certificate, or diploma (less than 1 academic year)</u>	1	0
<u>Associate's degree</u>	1	0
<u>Bachelors degree or equivalent</u>	514	15
<u>Postbaccalaureate certificate</u>	17	0
<u>Master's degree</u>	391	0
Total number of degrees and certificates	924	

## Summary of Completers Data

	Number of Students		
	Men	Women	Total
All Completers	274	650	924

**Completions**

**New Mexico Highlands University (187897)**

Source	Description	Severity	Resolved	Options
--------	-------------	----------	----------	---------

**Global Edits**

Perform Edits	Your institution did not report offering award level(s) (1) in the prior year IC Header survey, but you indicated that one or more programs are offered at this level here. Please correct your data or explain the discrepancy. (Error #10529)	Explanation	Yes	
Reason:	Our institution did not report offering award levels of (less than one academic year) last year. However, we are reporting that category this year since we have completers in the category.			

**Screen: Completers- Postbaccalaureate and post-master's certificates**

Screen Entry	The total number of completers (Men + Women) reported for this award level (17) is outside the expected range when compared to the prior year value. Please correct your data or contact the IPEDS Help Desk for assistance. (Error #10584)	Explanation	Yes	
Reason:	We had more Postbaccalaureate and post-master's certificates this year than last year.			