

Institution: New Mexico Highlands University (187897) User ID: P1878971

Completions Overview

Welcome to the IPEDS Completions survey component. The Completions component is one of several IPEDS components that is conducted during the Fall data collection period. It collects the number of degrees and certificates awarded by field of study, level of award, race/ethnicity, and gender. The reporting period for the Completions component is during the 12-month time period beginning July 1 of the previous calendar year and ending June 30 of the current calendar year; therefore, for this year's Completions component, the reporting period is between July 1, 2017 and June 30, 2018. The Completions component is also collecting the number of students (e.g., completers) who earned awards between July 1, 2017 and June 30, 2018.

Completions Common Errors

Some common completions component errors include the following:

- Including award levels on your current year Completions that were not reported on your previous year's (PY) Institutional Characteristics (IC). [Award levels in the PY IC component cannot be changed; therefore, contact the IPEDS Help Desk at 1-877-225-2568 if you need assistance.]
- Forgetting to select CIP codes for new programs of study that are offered by the institution, but do not have completions for the reporting period.
- Forgetting to enter in zero in at least one of the cells for CIP codes that do not have completions.

Recent Changes

- The following question on **distance education** has been added to the bottom of each individual "CIP Data" screen:
"Is this program offered as a distance education program?"
- The following two screens, which collect data specifically on students were added to this component, beginning in the 2012-13 survey year:
 - **"All Completers"** - Collects the number of students who earned an award between July 1, 2017 and June 30, 2018 by gender and race/ethnicity. (The intent of this screen is to collect an **unduplicated count** of total numbers of completers.)
 - **"Completers by Level"** - Collects the number of students who earned an award between July 1, 2017 and June 30, 2018 by award level and 1) by gender; 2) by race/ethnicity; and 3) by age.
- The definition for Post-baccalaureate Certificate has changed slightly since the 2014-15 collection. The new definition is as follows: **An award that requires completion of an organized program of study beyond the bachelor's. It is designed for persons who have completed a baccalaureate degree, but does not meet the requirements of a master's degree.**

NOTE: Even though Teacher Preparation certificate programs may require a bachelor's degree for admission, they are considered sub-baccalaureate undergraduate programs, and students in these programs are undergraduate students.

General Information

CIP Codes:
The [CIP 2010 Website](#) includes a list of new CIP codes, a list of deleted CIP codes, a list of moved CIP Codes, and an online crosswalk of the 2000 CIP and 2010 CIP.

The [Resources Page](#) of the CIP 2010 website contains many valuable resources including:

- CIP 2010 Manual and copies of previous editions of the CIP Manual
- Crosswalk between the 2000 CIP codes and the 2010 CIP codes in Excel format

Keep in mind that some information provided by institutions on the Completions component appear in the [College Navigator](#), which is a major tool used by consumers searching for information about postsecondary education. It is therefore vitally important that you include accurate information about your institution.

Survey materials can be downloaded using the following link: [Survey Materials](#).

The prior year revision system can be accessed using the following link: [Prior Year Revision System](#)

Completions CIP Data

CIPCODE	Award Level	Major	Gender	Non Resident Alien	Hispanic / Latino	American Indian or Alaska Native	Asian	Black or African American	Native Hawaiian or Other Pacific Islander	White	Two or more Races	Race/ ethnicity unknown	Total	distance education program	
03.0103 Environmental Studies	5 - Bachelor's degree	1	Men	0	0	0	0	0	0	0	0	0	0		
			Women	0	0	0	0	0	0	0	0	0	0	0	
			Total	0	0	0	0	0	0	0	0	0	0	0	No
03.0201 Natural Resources Management and Policy	5 - Bachelor's degree	1	Men	0	1	0	0	0	0	0	0	0	1		
			Women	0	1	0	0	0	0	0	0	0	0	1	
			Total	0	2	0	0	0	0	0	0	0	0	2	No
03.0501 Forestry, General	5 - Bachelor's degree	1	Men	0	3	0	0	0	0	0	0	0	3		
			Women	0	0	0	0	0	0	0	0	0	0	0	
			Total	0	3	0	0	0	0	0	0	0	0	3	No
05.0199 Area Studies, Other	5 - Bachelor's degree	1	Men	0	0	0	0	0	0	0	0	0	0		
			Women	0	0	0	0	0	0	0	0	0	0	0	
			Total	0	0	0	0	0	0	0	0	0	0	0	No
05.0199 Area Studies, Other	7 - Master's degree	1	Men	0	1	0	0	0	0	0	0	0	1		
			Women	0	0	0	0	0	0	0	0	0	0	0	
			Total	0	1	0	0	0	0	0	0	0	0	1	No
05.0199 Area Studies, Other	5 - Bachelor's degree	2	Men	0	0	0	0	0	0	0	0	0	0		
			Women	0	0	0	0	0	0	0	0	0	0	0	
			Total	0	0	0	0	0	0	0	0	0	0	0	No
09.0101 Speech Communication and Rhetoric	5 - Bachelor's degree	1	Men	0	0	0	0	0	0	0	0	0	0		
			Women	0	0	0	0	0	0	0	0	0	0	0	
			Total	0	0	0	0	0	0	0	0	0	0	0	No
09.0101 Speech Communication and Rhetoric	5 - Bachelor's degree	2	Men	0	0	0	0	0	0	0	0	0	0		
			Women	0	0	0	0	0	0	0	0	0	0	0	
			Total	0	0	0	0	0	0	0	0	0	0	0	No
10.9999 Communications Technologies/Technicians and Support Services, Other	7 - Master's degree	1	Men	0	1	0	0	0	0	1	0	1	3		
			Women	0	0	0	0	0	0	0	0	0	0	0	
			Total	0	1	0	0	0	0	1	0	1	3	No	
11.0101 Computer and Information Sciences, General	5 - Bachelor's degree	1	Men	0	5	0	1	0	0	0	0	0	6		
			Women	0	0	0	0	0	0	0	0	0	0	0	
			Total	0	5	0	1	0	0	0	0	0	0	6	No
11.0401 Information Science/Studies	5 - Bachelor's degree	1	Men	0	1	0	0	0	0	1	1	0	3		
			Women	0	1	0	0	0	0	0	0	0	1	1	
			Total	0	2	0	0	0	0	1	1	0	4	No	
11.0401 Information Science/Studies	7 - Master's degree	1	Men	0	1	0	0	0	0	0	0	0	1		
			Women	1	0	0	0	0	0	0	0	0	1	1	
			Total	1	1	0	0	0	0	0	0	0	2	No	
13.0301 Curriculum and Instruction	7 - Master's degree	1	Men	0	2	0	0	0	0	0	0	1	3		
			Women	0	15	2	0	0	0	7	0	0	24	24	
			Total	0	17	2	0	0	7	0	1	27	No		
13.0401 Educational Leadership and Administration, General	6 - Postbaccalaureate certificates	1	Men	0	1	0	0	0	0	0	1	0	2		
			Women	1	3	1	0	0	2	0	0	7	7		
			Total	1	4	1	0	0	2	1	0	9	No		

CIPCODE	Award Level	Major	Gender	Non Resident Alien	Hispanic / Latino	American Indian or Alaska Native	Asian	Black or African American	Native Hawaiian or Other Pacific Islander	White	Two or more Races	Race/ ethnicity unknown	Total	distance education program
Physics, General	5 - Bachelor's degree		Women	0	0	0	0	0	0	0	0	0	0	
			Total	0	0	0	0	0	0	0	0	0	0	No
42.0101 Psychology, General	5 - Bachelor's degree	1	Men	0	2	1	0	0	0	3	0	0	6	
			Women	0	13	9	0	2	0	8	1	0	33	
			Total	0	15	10	0	2	0	11	1	0	39	No
42.0101 Psychology, General	7 - Master's degree	1	Men	0	2	0	0	0	0	2	0	0	4	
			Women	0	7	1	0	1	0	2	0	1	12	
			Total	0	9	1	0	1	0	4	0	1	16	No
42.0101 Psychology, General	5 - Bachelor's degree	2	Men	0	0	0	0	0	0	0	0	0	0	
			Women	1	0	0	0	0	0	0	0	0	1	
			Total	1	0	0	0	0	0	0	0	0	1	No
43.0104 Criminal Justice/Safety Studies	5 - Bachelor's degree	1	Men	1	6	1	0	0	0	0	0	0	8	
			Women	2	6	1	0	0	0	1	0	0	10	
			Total	3	12	2	0	0	0	1	0	0	18	No
43.0104 Criminal Justice/Safety Studies	5 - Bachelor's degree	2	Men	0	0	0	0	0	0	0	0	0	0	
			Women	0	0	0	0	0	0	0	0	0	0	
			Total	0	0	0	0	0	0	0	0	0	0	No
44.0401 Public Administration	7 - Master's degree	1	Men	0	4	0	0	0	0	2	0	0	6	
			Women	0	2	0	0	0	0	1	0	0	3	
			Total	0	6	0	0	0	0	3	0	0	9	No
45.0204 Cultural Anthropology	6 - Postbaccalaureate certificates	1	Men	0	0	0	0	0	0	0	0	0	0	
			Women	0	0	0	0	0	0	0	0	0	0	
			Total	0	0	0	0	0	0	0	0	0	0	No
45.1001 Political Science and Government, General	5 - Bachelor's degree	1	Men	0	1	0	0	0	0	0	0	0	1	
			Women	0	2	0	0	0	0	0	0	0	2	
			Total	0	3	0	0	0	0	0	0	0	3	No
45.1001 Political Science and Government, General	5 - Bachelor's degree	2	Men	0	0	0	0	0	0	0	0	0	0	
			Women	0	0	0	0	0	0	0	0	0	0	
			Total	0	0	0	0	0	0	0	0	0	0	No
45.9999 Social Sciences, Other	5 - Bachelor's degree	1	Men	0	1	0	0	0	0	0	1	0	2	
			Women	0	5	0	0	0	1	0	0	6		
			Total	0	6	0	0	0	1	0	1	0	8	No
45.9999 Social Sciences, Other	5 - Bachelor's degree	2	Men	0	2	0	0	0	0	0	0	0	2	
			Women	0	2	0	0	0	0	0	0	0	2	
			Total	0	4	0	0	0	0	0	0	0	4	No
50.0401 Design and Visual Communications, General	5 - Bachelor's degree	1	Men	0	0	0	0	0	0	0	0	0	0	
			Women	0	0	0	0	0	0	0	0	0	0	
			Total	0	0	0	0	0	0	0	0	0	0	No
50.0602 Cinematography and Film/Video Production	5 - Bachelor's degree	1	Men	0	0	0	0	1	0	0	0	0	1	
			Women	0	2	0	0	0	0	1	0	0	3	
			Total	0	2	0	0	1	0	1	0	0	4	No
50.0602 Cinematography and Film/Video Production	5 - Bachelor's degree	2	Men	0	0	0	0	0	0	0	0	0	0	
			Women	0	1	0	0	0	0	0	0	0	1	
			Total	0	1	0	0	0	0	0	0	0	1	No
50.0701 Art/Art Studies, General	5 - Bachelor's degree	1	Men	0	1	0	0	0	0	0	0	0	1	
			Women	0	1	0	0	0	0	1	0	0	2	

Completions: total by first major

99.0000 Summary Grand Totals	Award Level	Nonresident alien	Hispanic Latino	American Indian or Alaska Native	Asian	Black or African American	Native Hawaiian or Other Pacific Islander	White	Two or more Races	Race/ethnicity unknown	Total	PY Total
Awards of less than 1 academic year	1											
Men		0	0	0	0	0	0	0	0	0	0	1
Women		0	1	0	0	0	0	0	0	0	1	0
Total		0	1	0	0	0	0	0	0	0	1	1
Associate's degree	3											
Men		0	1	0	0	0	0	0	0	0	1	0
Women		0	0	0	0	0	0	0	0	0	0	0
Total		0	1	0	0	0	0	0	0	0	1	0
Bachelor's degree	5											
Men		8	74	9	1	8	1	28	5	3	137	184
Women		23	214	39	2	9	2	89	3	2	383	367
Total		31	288	48	3	17	3	117	8	5	520	551
Postbaccalaureate certificates	6											
Men		0	5	0	0	0	0	1	1	1	8	3
Women		3	8	1	0	0	0	7	0	3	22	16
Total		3	13	1	0	0	0	8	1	4	30	19
Master's degree	7											
Men		21	48	6	3	5	0	25	1	5	114	109
Women		17	131	21	6	5	0	83	5	13	281	317
Total		38	179	27	9	10	0	108	6	18	395	426

Grand Total Men		29	128	15	4	13	1	54	7	9	260	297
Grand Total Women		43	354	61	8	14	2	179	8	18	687	700
Grand Total		72	482	76	12	27	3	233	15	27	947	997

PY Grand Total Men		17	149	15	3	27	1	71	5	9		297
		44	365	56	5	5	4	190	9	22		700

PY Grand Total Women													
PY Grand Total		61	514	71	8	32	5	261	14	31			997

Completions: total by second major

99.0000 Summary Grand Totals	Award Level	Nonresident alien	Hispanic Latino	American Indian or Alaska Native	Asian	Black or African American	Native Hawaiian or Other Pacific Islander	White	Two or more Races	Race/ethnicity unknown	Total	PY Total
Bachelor's degree	5											
Men		0	2	0	0	0	0	0	0	0	2	8
Women		1	8	0	0	0	0	2	0	0	11	13
Total		1	10	0	0	0	0	2	0	0	13	21

Grand Total Men		0	2	0	0	0	0	0	0	0	2	8
Grand Total Women		1	8	0	0	0	0	2	0	0	11	13
Grand Total		1	10	0	0	0	0	2	0	0	13	21

PY Grand Total Men		0	5	0	0	0	0	3	0	0		8
PY Grand Total Women		1	6	0	1	1	0	4	0	0		13
PY Grand Total		1	11	0	1	1	0	7	0	0		21

All Completers

Institutions must report the following information. (Some data will be pre-populated from the completions by CIP code data.)

All Completers

Number of students by gender and race and ethnicity earning an award between July 1, 2017 and June 30, 2018. Count each student only once, regardless of how many awards he/she earned. The intent of this screen is to collect an unduplicated count of total numbers of *completers*.

- Report Hispanic/Latino individuals of any race as Hispanic/Latino
- Report race for non-Hispanic/Latino individuals only

	Men		Women		Total Students
	Number of Students	Total Awards	Number of Students	Total Awards	
<u>Nonresident alien</u>	29	29	43	43	72
<u>Hispanic/Latino</u>	128	128	354	354	482
<u>American Indian or Alaska Native</u>	15	15	61	61	76
<u>Asian</u>	4	4	8	8	12
<u>Black or African American</u>	13	13	14	14	27
<u>Native Hawaiian or Other Pacific Islander</u>	1	1	2	2	3
<u>White</u>	54	54	179	179	233
<u>Two or more races</u>	7	7	8	8	15
<u>Race and ethnicity unknown</u>	9	9	18	18	27
TOTAL	260	260	687	687	947
PY TOTAL	297		700		997

Completers by Level

Institutions must report the number of students who earned an award by level. This screen will be shown for each of the following consolidated award levels for which there is a reported completion:

- Postsecondary awards, certificates, or diplomas of **less than 1 academic year**
 - Less than 900 contact or clock hours, or
 - Less than 30 SEMESTER or TRIMESTER credit hours, or
 - Less than 45 QUARTER credit hours
- Postsecondary awards, certificates, or diplomas of **at least 1 but less than 4 academic years**
 - 900 or more contact or clock hours, or
 - 30 or more SEMESTER or TRIMESTER credit hours, or
 - 45 or more QUARTER credit hours
- Associate's degrees
- Bachelor's degrees
- Master's degrees
- Doctor's degrees
- Postbaccalaureate and post-master's certificates

Postsecondary award, certificate, or diploma of less than 1 academic year:

Less than 900 contact or clock hours, or less than 30 semester or trimester credit hours, or less than 45 quarter credit hours

Number of students by gender, by race and ethnicity, and by age earning this award between July 1, 2017 and June 30, 2018. Each student should be counted once per award level. For example, if a student earned a master's degree and a doctor's degree, he/she should be counted once in master's and once in doctor's. A student earning two master's degrees should be counted only once.

- Report Hispanic/Latino individuals of any race as Hispanic/Latino
- Report race for non-Hispanic/Latino individuals only


	Number of Students	Total Awards
By Gender		
Men	<input type="text" value="0"/>	0
Women	<input type="text" value="1"/>	1
TOTAL	1	1
PY TOTAL	1	

By Race/Ethnicity

<u>Nonresident alien</u>	<input type="text" value="0"/>	0
<u>Hispanic/Latino</u>	<input type="text" value="1"/>	1

<u>American Indian or Alaska Native</u>	<input type="text" value="0"/>	0
<u>Asian</u>	<input type="text" value="0"/>	0
<u>Black or African American</u>	<input type="text" value="0"/>	0
<u>Native Hawaiian or Other Pacific Islander</u>	<input type="text" value="0"/>	0
<u>White</u>	<input type="text" value="0"/>	0
Two or more races	<input type="text" value="0"/>	0
<u>Race and ethnicity unknown</u>	<input type="text" value="0"/>	0
TOTAL	1	1

--	--	--

 **By Age**

Under 18	<input type="text" value="0"/>	
18-24	<input type="text" value="0"/>	
25-39	<input type="text" value="0"/>	
40 and Above	<input type="text" value="0"/>	
Age Unknown	<input type="text" value="1"/>	
TOTAL	1	1

Completers by Level

Institutions must report the number of students who earned an award by level. This screen will be shown for each of the following consolidated award levels for which there is a reported completion:

- Postsecondary awards, certificates, or diplomas of **less than 1 academic year**
 - Less than 900 contact or clock hours, or
 - Less than 30 SEMESTER or TRIMESTER credit hours, or
 - Less than 45 QUARTER credit hours
- Postsecondary awards, certificates, or diplomas of **at least 1 but less than 4 academic years**
 - 900 or more contact or clock hours, or
 - 30 or more SEMESTER or TRIMESTER credit hours, or
 - 45 or more QUARTER credit hours
- Associate's degrees
- Bachelor's degrees
- Master's degrees
- Doctor's degrees
- Postbaccalaureate and post-master's certificates

Associate's degrees

Number of students by gender, by race and ethnicity, and by age earning this award between July 1, 2017 and June 30, 2018. Each student should be counted once per award level. For example, if a student earned a master's degree and a doctor's degree, he/she should be counted once in master's and once in doctor's. A student earning two master's degrees should be counted only once.

- Report Hispanic/Latino individuals of any race as Hispanic/Latino
- Report race for non-Hispanic/Latino individuals only

	Number of Students	Total Awards
By Gender		
Men	<input type="text" value="1"/>	1
Women	<input type="text" value="0"/>	0
TOTAL	1	1
PY TOTAL		

By Race/Ethnicity

<u>Nonresident alien</u>	<input type="text"/>	0
<u>Hispanic/Latino</u>	<input type="text" value="1"/>	1
<u>American Indian or Alaska Native</u>	<input type="text"/>	0

<u>Asian</u>	<input type="text"/>	0
<u>Black or African American</u>	<input type="text"/>	0
<u>Native Hawaiian or Other Pacific Islander</u>	<input type="text"/>	0
<u>White</u>	<input type="text"/>	0
Two or more races	<input type="text"/>	0
<u>Race and ethnicity unknown</u>	<input type="text"/>	0
TOTAL	1	1

By Age

By Age		
Under 18	<input type="text"/>	
18-24	<input type="text"/>	
25-39	<input type="text"/>	
40 and Above	<input type="text"/>	
Age Unknown	1	
TOTAL	1	1

Completers by Level

Institutions must report the number of students who earned an award by level. This screen will be shown for each of the following consolidated award levels for which there is a reported completion:

- Postsecondary awards, certificates, or diplomas of **less than 1 academic year**
 - Less than 900 contact or clock hours, or
 - Less than 30 SEMESTER or TRIMESTER credit hours, or
 - Less than 45 QUARTER credit hours
- Postsecondary awards, certificates, or diplomas of **at least 1 but less than 4 academic years**
 - 900 or more contact or clock hours, or
 - 30 or more SEMESTER or TRIMESTER credit hours, or
 - 45 or more QUARTER credit hours
- Associate's degrees
- Bachelor's degrees
- Master's degrees
- Doctor's degrees
- Postbaccalaureate and post-master's certificates

Bachelor's degrees

Number of students by gender, by race and ethnicity, and by age earning this award between July 1, 2017 and June 30, 2018. Each student should be counted once per award level. For example, if a student earned a master's degree and a doctor's degree, he/she should be counted once in master's and once in doctor's. A student earning two master's degrees should be counted only once.


- Report Hispanic/Latino individuals of any race as Hispanic/Latino
- Report race for non-Hispanic/Latino individuals only

	Number of Students	Total Awards
By Gender		
Men	137	137
Women	383	383
TOTAL	520	520
PY TOTAL	551	

By Race/Ethnicity

<u>Nonresident alien</u>	31	31
<u>Hispanic/Latino</u>	288	288
<u>American Indian or Alaska Native</u>	48	48

<u>Asian</u>	<input type="text" value="3"/>	3
<u>Black or African American</u>	<input type="text" value="17"/>	17
<u>Native Hawaiian or Other Pacific Islander</u>	<input type="text" value="3"/>	3
<u>White</u>	<input type="text" value="117"/>	117
Two or more races	<input type="text" value="8"/>	8
<u>Race and ethnicity unknown</u>	<input type="text" value="5"/>	5
TOTAL	520	520



By Age		
Under 18	<input type="text" value="0"/>	
18-24	<input type="text" value="181"/>	
25-39	<input type="text" value="230"/>	
40 and Above	<input type="text" value="109"/>	
Age Unknown	<input type="text" value="0"/>	
TOTAL	520	520

Completers by Level

Institutions must report the number of students who earned an award by level. This screen will be shown for each of the following consolidated award levels for which there is a reported completion:

- Postsecondary awards, certificates, or diplomas of **less than 1 academic year**
 - Less than 900 contact or clock hours, or
 - Less than 30 SEMESTER or TRIMESTER credit hours, or
 - Less than 45 QUARTER credit hours
- Postsecondary awards, certificates, or diplomas of **at least 1 but less than 4 academic years**
 - 900 or more contact or clock hours, or
 - 30 or more SEMESTER or TRIMESTER credit hours, or
 - 45 or more QUARTER credit hours
- Associate's degrees
- Bachelor's degrees
- Master's degrees
- Doctor's degrees
- Postbaccalaureate and post-master's certificates

Master's degrees

Number of students by gender, by race and ethnicity, and by age earning this award between July 1, 2017 and June 30, 2018. Each student should be counted once per award level. For example, if a student earned a master's degree and a doctor's degree, he/she should be counted once in master's and once in doctor's. A student earning two master's degrees should be counted only once.

- Report Hispanic/Latino individuals of any race as Hispanic/Latino
- Report race for non-Hispanic/Latino individuals only

	Number of Students	Total Awards
By Gender		
Men	114	114
Women	281	281
TOTAL	395	395
PY TOTAL	426	

By Race/Ethnicity

<u>Nonresident alien</u>	38	38
<u>Hispanic/Latino</u>	179	179
<u>American Indian or Alaska Native</u>	27	27

<u>Asian</u>	<input type="text" value="9"/>	9
<u>Black or African American</u>	<input type="text" value="10"/>	10
<u>Native Hawaiian or Other Pacific Islander</u>	<input type="text" value="0"/>	0
<u>White</u>	<input type="text" value="108"/>	108
Two or more races	<input type="text" value="6"/>	6
<u>Race and ethnicity unknown</u>	<input type="text" value="18"/>	18
TOTAL	395	395

By Age		
Under 18	<input type="text" value="0"/>	
18-24	<input type="text" value="25"/>	
25-39	<input type="text" value="254"/>	
40 and Above	<input type="text" value="116"/>	
Age Unknown	<input type="text" value="0"/>	
TOTAL	395	395

Completers by Level

Institutions must report the number of students who earned an award by level. This screen will be shown for each of the following consolidated award levels for which there is a reported completion:

- Postsecondary awards, certificates, or diplomas of **less than 1 academic year**
 - Less than 900 contact or clock hours, or
 - Less than 30 SEMESTER or TRIMESTER credit hours, or
 - Less than 45 QUARTER credit hours
- Postsecondary awards, certificates, or diplomas of **at least 1 but less than 4 academic years**
 - 900 or more contact or clock hours, or
 - 30 or more SEMESTER or TRIMESTER credit hours, or
 - 45 or more QUARTER credit hours
- Associate's degrees
- Bachelor's degrees
- Master's degrees
- Doctor's degrees
- Postbaccalaureate and post-master's certificates

**Postbaccalaureate
and post-master's
certificates**

Number of students by gender, by race and ethnicity, and by age earning this award between July 1, 2017 and June 30, 2018. Each student should be counted once per award level. For example, if a student earned a master's degree and a doctor's degree, he/she should be counted once in master's and once in doctor's. A student earning two master's degrees should be counted only once.


- Report Hispanic/Latino individuals of any race as Hispanic/Latino
- Report race for non-Hispanic/Latino individuals only


	Number of Students	Total Awards
By Gender		
Men	<input type="text" value="8"/>	8
Women	<input type="text" value="22"/>	22
TOTAL	<input type="text" value="30"/>	30
PY TOTAL	<input type="text" value="19"/>	

By Race/Ethnicity

<u>Nonresident alien</u>	<input type="text" value="3"/>	3
<u>Hispanic/Latino</u>	<input type="text" value="13"/>	13

<u>American Indian or Alaska Native</u>	<input type="text" value="1"/>	1
<u>Asian</u>	<input type="text" value="0"/>	0
<u>Black or African American</u>	<input type="text" value="0"/>	0
<u>Native Hawaiian or Other Pacific Islander</u>	<input type="text" value="0"/>	0
<u>White</u>	<input type="text" value="8"/>	8
Two or more races	<input type="text" value="1"/>	1
<u>Race and ethnicity unknown</u>	<input type="text" value="4"/>	4
TOTAL	30	30



 **By Age**

Under 18	<input type="text" value="0"/>	
18-24	<input type="text" value="0"/>	
25-39	<input type="text" value="16"/>	
40 and Above	<input type="text" value="14"/>	
Age Unknown	<input type="text" value="0"/>	
TOTAL	30	30

The name of the preparer is being collected so that we can follow up with the appropriate person in the event that there are questions concerning the data. The Keyholder will be copied on all email correspondence to other preparers.

The time it took to prepare this component is being collected so that we can continue to improve our estimate of the reporting burden associated with IPEDS. Please include in your estimate the time it took for you to review instructions, query and search data sources, complete and review the component, and submit the data through the Data Collection System.

Thank you for your assistance.

This survey component was prepared by:

<input checked="" type="radio"/>	Keyholder	<input type="radio"/>	SFA Contact	<input type="radio"/>	HR Contact
<input type="radio"/>	Finance Contact	<input type="radio"/>	Academic Library Contact	<input type="radio"/>	Other
Name:	<input type="text" value="Ivy Romero"/>				
Email:	<input type="text" value="ivyromero@nmhu.edu"/>				

How many staff from your institution only were involved in the data collection and reporting process of this survey component?

<input type="text" value="2.00"/>	Number of Staff (including yourself)
-----------------------------------	--------------------------------------

How many hours did you and others from your institution only spend on each of the steps below when responding to this survey component?

Exclude the hours spent collecting data for state and other reporting purposes.

Staff member	Collecting Data Needed		Revising Data to Match IPEDS Requirements		Entering Data		Revising and Locking Data	
Your office	<input type="text"/>	hours	<input type="text"/>	hours	<input type="text"/>	hours	<input type="text"/>	hours
Other offices	<input type="text"/>	hours	<input type="text"/>	hours	<input type="text"/>	hours	<input type="text"/>	hours

Summary

IPEDS collects important information regarding your institution. All data reported in IPEDS survey components become available in the IPEDS Data Center and appear as aggregated data in various Department of Education reports. Additionally, some of the reported data appears specifically for your institution through the College Navigator website and is included in your institution's Data Feedback Report (DFR). The purpose of this summary is to provide you an opportunity to view some of the data that, when accepted through the IPEDS quality control process, will appear on the College Navigator website and/or your DFR. College Navigator is updated approximately three months after the data collection period closes and Data Feedback Reports will be available through the [Data Center](#) and sent to your institution's CEO in November 2018.

Please review your data for accuracy. If you have questions about the data displayed below after reviewing the data reported on the survey screens, please contact the IPEDS Help Desk at: 1-877-225-2568 or ipedshelp@rti.org.

Summary of Completions Data

Award Level	Number of Completions	
	1 st major	2 nd major
<u>Postsecondary award, certificate, or diploma (less than 1 academic year)</u>	1	0
<u>Associate's degree</u>	1	0
<u>Bachelors degree or equivalent</u>	520	13
<u>Postbaccalaureate certificate</u>	30	0
<u>Master's degree</u>	395	0
Total number of degrees and certificates	947	

Summary of Completers Data

	Number of Students		
	Men	Women	Total
All Completers	260	687	947

Completions

New Mexico Highlands University (187897)

Source	Description	Severity	Resolved	Options
--------	-------------	----------	----------	---------

Global Edits

Perform Edits	Your institution reported in the prior year Institutional Characteristics survey that it offers graduate distance education opportunities (courses and/or programs), but you did not respond "Yes" to the distance education program question for any CIP code (award levels 6 to 19). Please correct your data or explain if your institution does not offer full programs via distance education. (Error #10587)	Fatal	Yes	
---------------	--	-------	-----	--

Reason: Overridden by administrator. This institution offers distance education courses, but not full programs. LCT

Screen: Completers- Postbaccalaureate and post-master's certificates

Screen Entry	The total number of completers (Men + Women) reported for this award level (30) is outside the expected range when compared to the prior year value. Please correct your data or contact the IPEDS Help Desk for assistance. (Error #10584)	Explanation	Yes	
--------------	---	-------------	-----	--

Reason: This number has increased from last year.