

FAST FACTS

Office of Institutional Effectiveness and Research

June 24, 2019

Welcome to the world of Fast Facts!

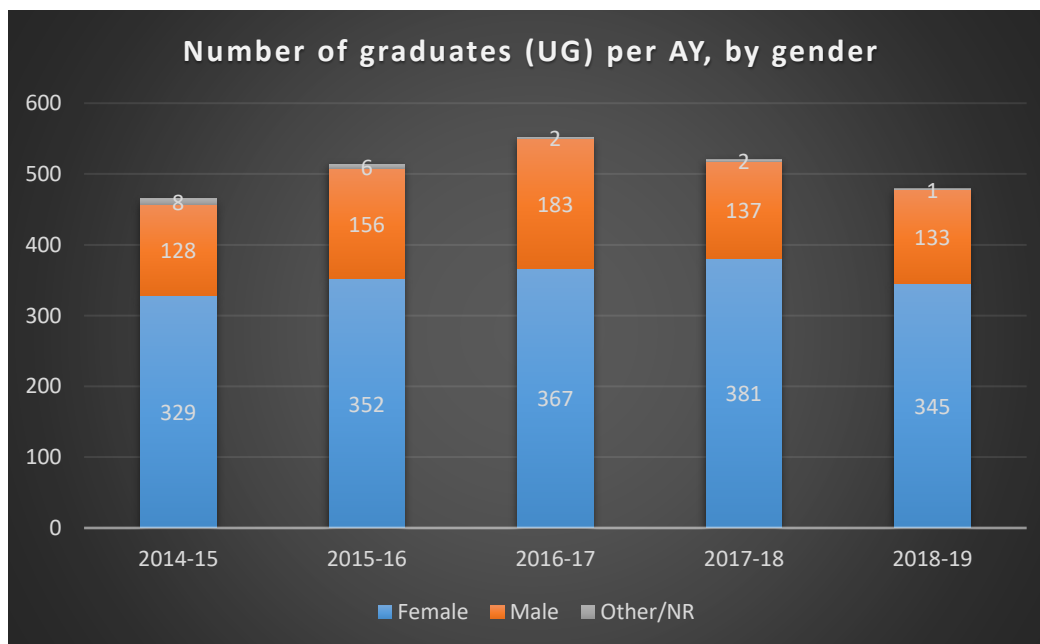
This is an occasional newsletter that we will be publishing from the Office of Institutional Effectiveness and Research. We'll be presenting various types of data in a simple, readable format that hopefully will be of some interest to the campus community.

Please let us know if you have any comments or any suggestions for future *Fast Facts* topics. You can send an email to Lee Allard at lallard@nmhu.edu.

Undergraduate graduates

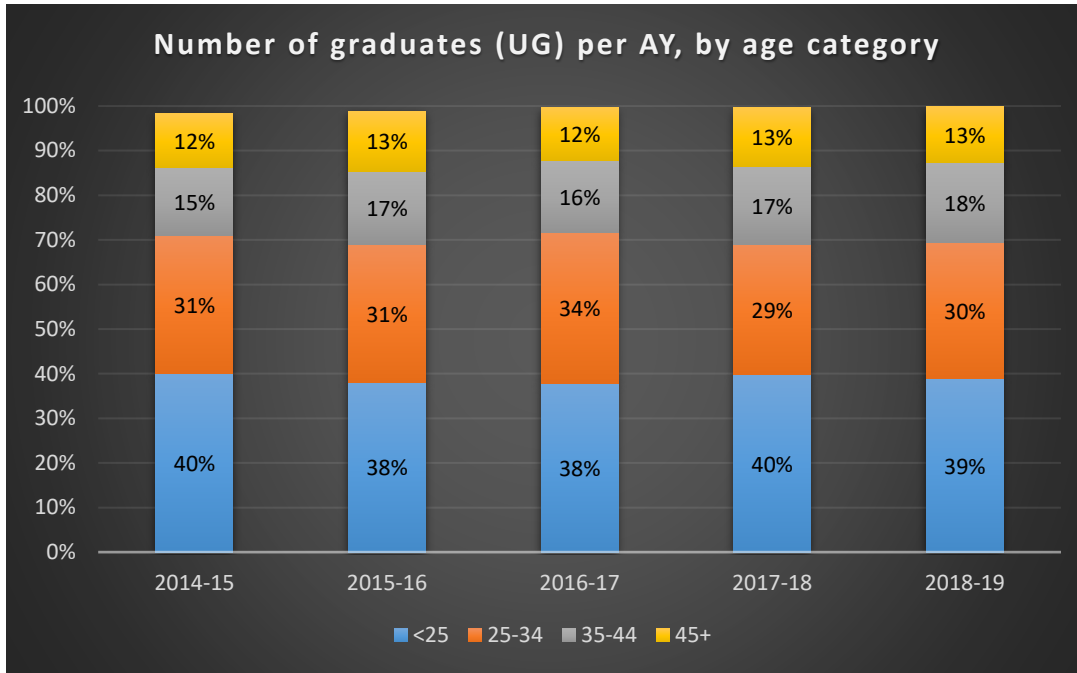
This week we will take a look at some data about our graduating students, with some trends from the past five years. We'll focus just on undergraduates this week, and take a look at graduate students in a future issue of *Fast Facts*.

The chart below shows the number of undergraduates (UG) who have graduated from NMHU in each of the past five academic years, broken down by gender. (For our purposes here, an academic year includes the August, December, and May graduations with a given year.)



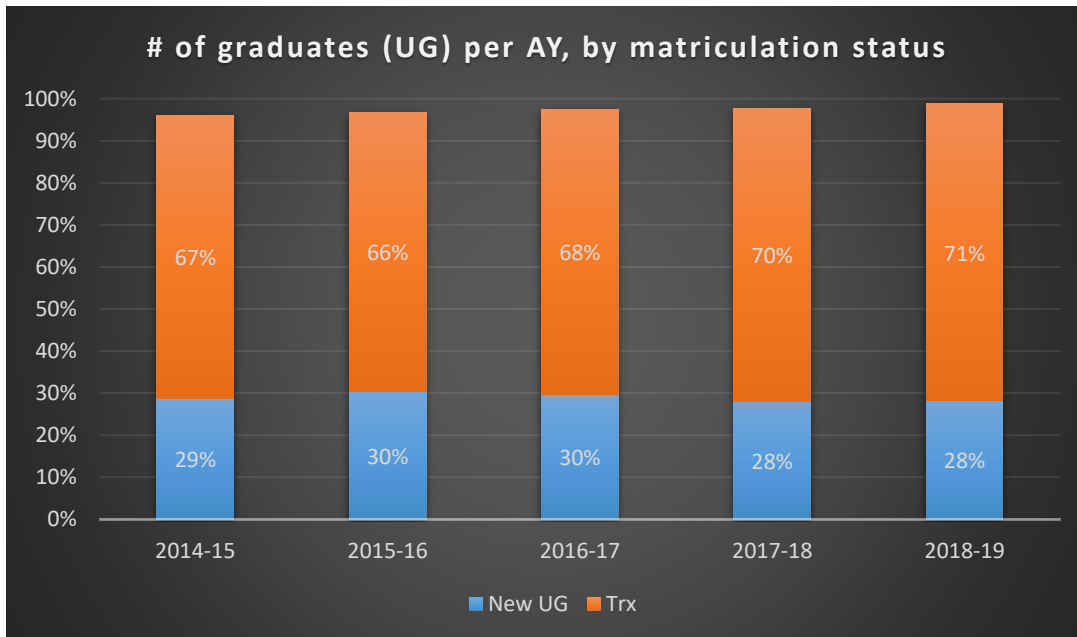
The number of UG graduates reached a peak in 2016-17 and has gradually declined since then, reflecting in part our continuing enrollment challenges. There is a marked disparity between the number of female and male graduates, with female students comprising about 70% of the total number of graduates.

The chart below shows the percentage of UG graduates by age category at the time of graduation.



About 40% of our UG graduates are traditional age, i.e. under 25, while the majority are non-traditional age, underscoring the age diversity in our undergraduate population.

Finally, the chart below shows the percentage of UG graduates by matriculation type, i.e. first-time freshmen or transfer students.



About 70% of our UG graduates matriculated as transfer students, underscoring the importance of this group of students in our enrollment management stream.