

FAST FACTS

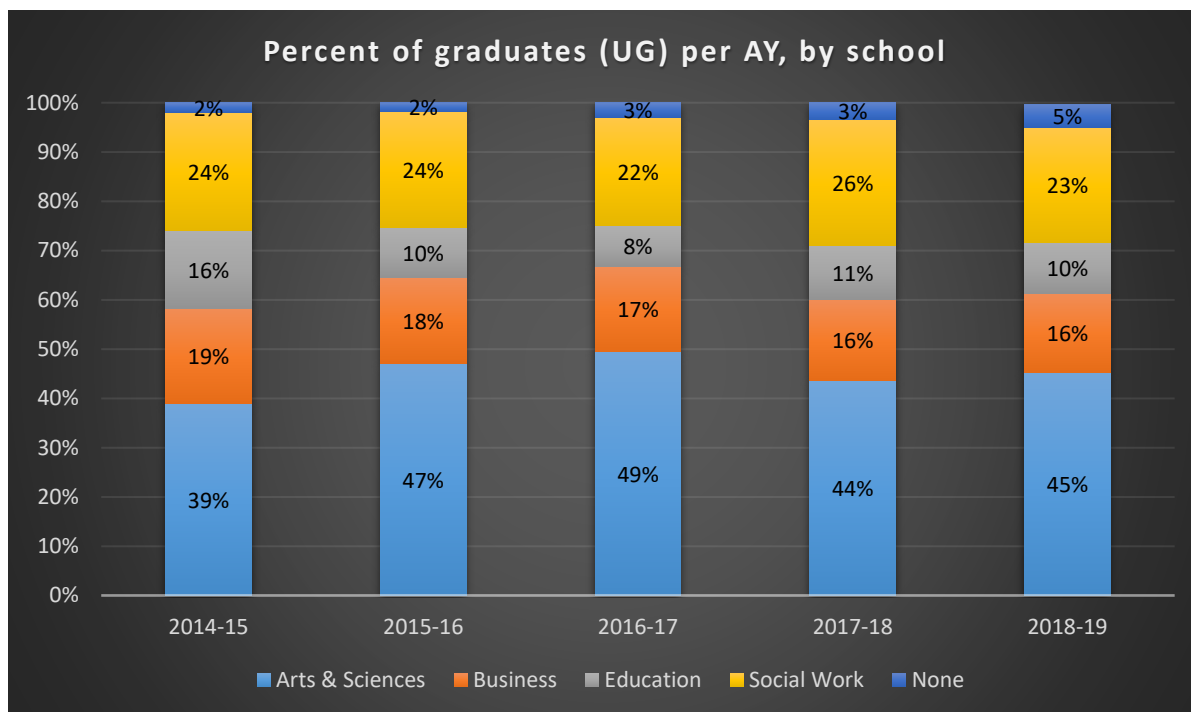
Office of Institutional Effectiveness and Research

July 1, 2019

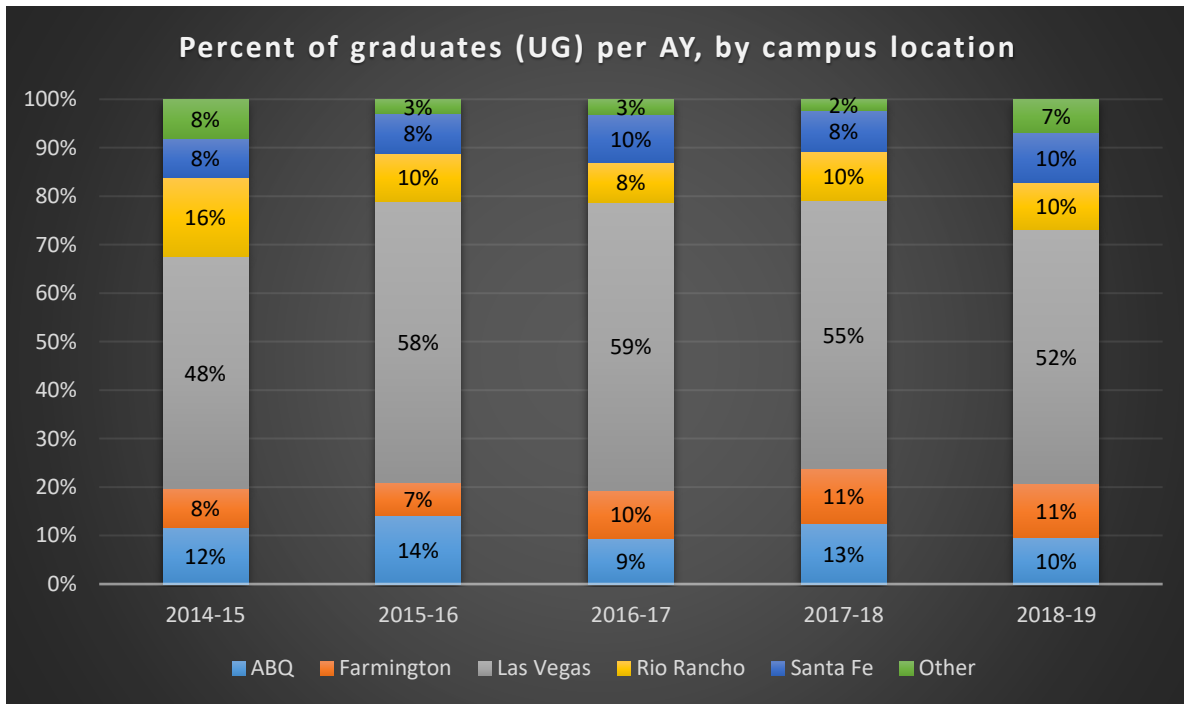
Undergraduate graduates (continued)

This week in *Fast Facts* we will continue to look at some data about our graduates (undergraduates only – we'll look at graduate students in a future issue of *Fast Facts*).

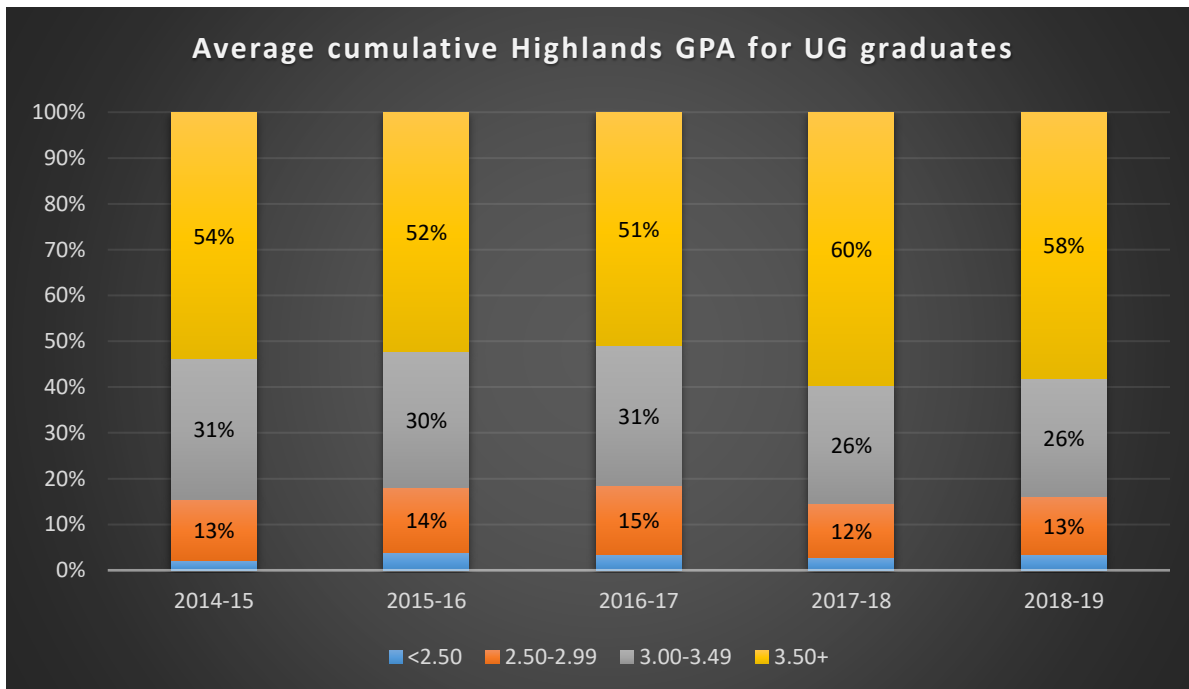
The chart below shows the percentage of undergraduates (UG) who have graduated from NMHU in each of the past five academic years, broken down by school. (For our purposes here, an academic year includes the August, December, and May graduations with a given year.) Almost half of our UG undergraduates are from the College of Arts and Sciences. There are some changes across time in the distribution of degrees by school, but nothing too marked. "None" typically applies to students who graduate in University Studies, which is (or can be) an interdisciplinary program.



The chart below (next page) shows the percentage of UG graduates by campus location. The majority of graduates are from the Las Vegas campus, although the other centers have been gaining ground in recent years. The Albuquerque, Farmington, Rio Rancho, and Santa Fe centers showed almost equal percentages in AY2018-19.



How do our graduates fare academically? The chart below shows the average cumulative Highlands GPA of our UG graduates. Overall, our students do quite well, with over half graduating with a GPA of 3.5 or higher. Less than 4% graduate with a GPA of 2.5 or lower.



Please let us know if you have any comments or any suggestions for future *Fast Facts* topics. You can send an email to Lee Allard at lallard@nmhu.edu.