

FAST FACTS

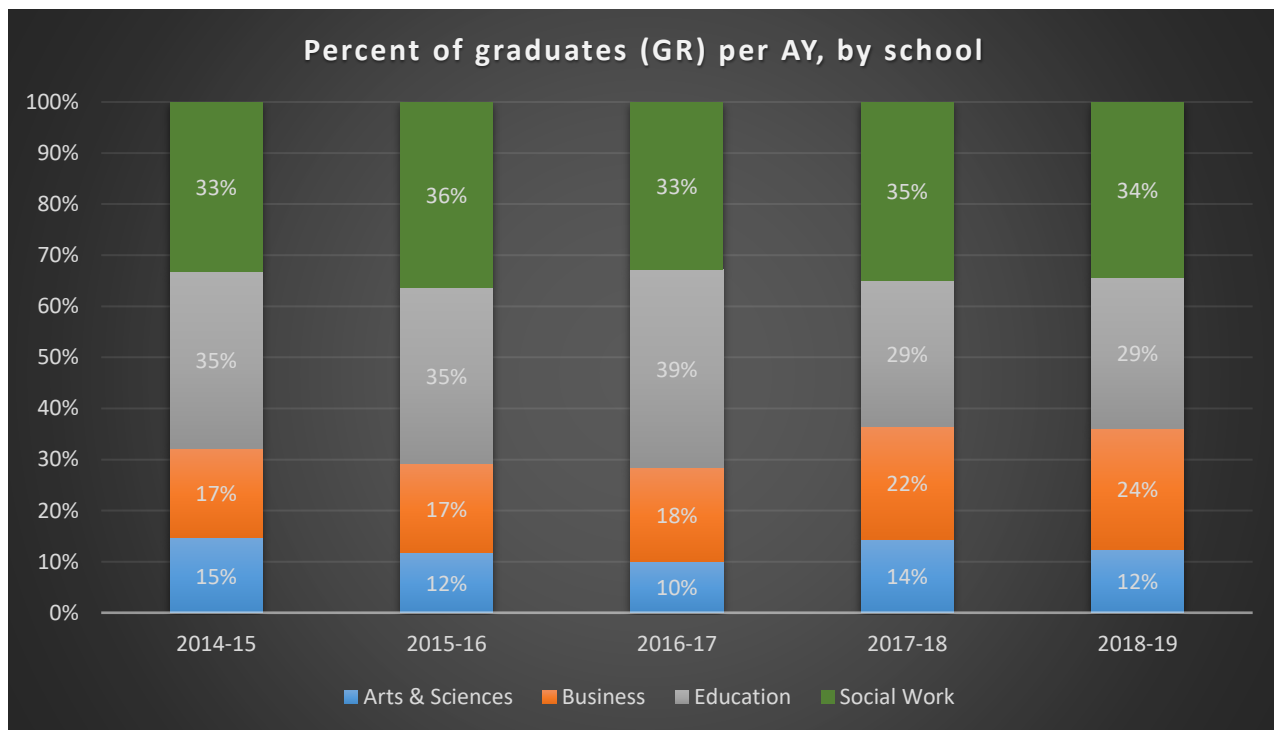
Office of Institutional Effectiveness and Research

July 29, 2019

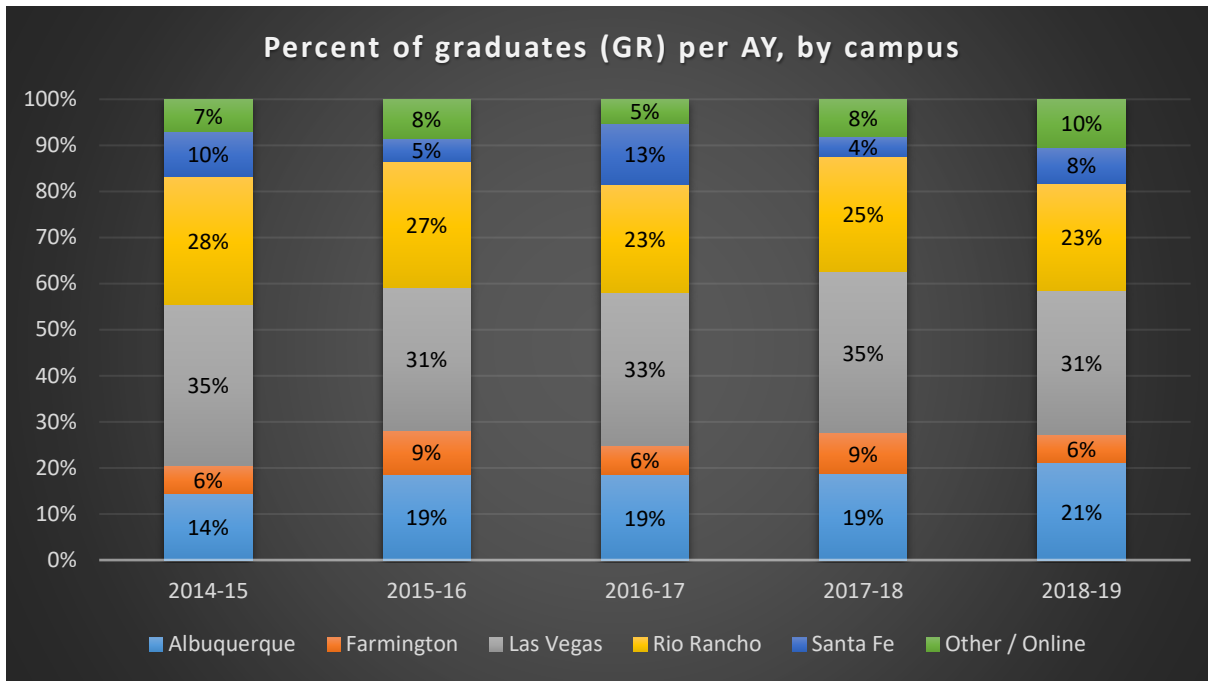
Graduate students graduating from NMHU (continued)

This week in *Fast Facts* we will continue to look at some data about our graduates (graduate students only – we looked at undergraduate students in a previous issue of *Fast Facts*).

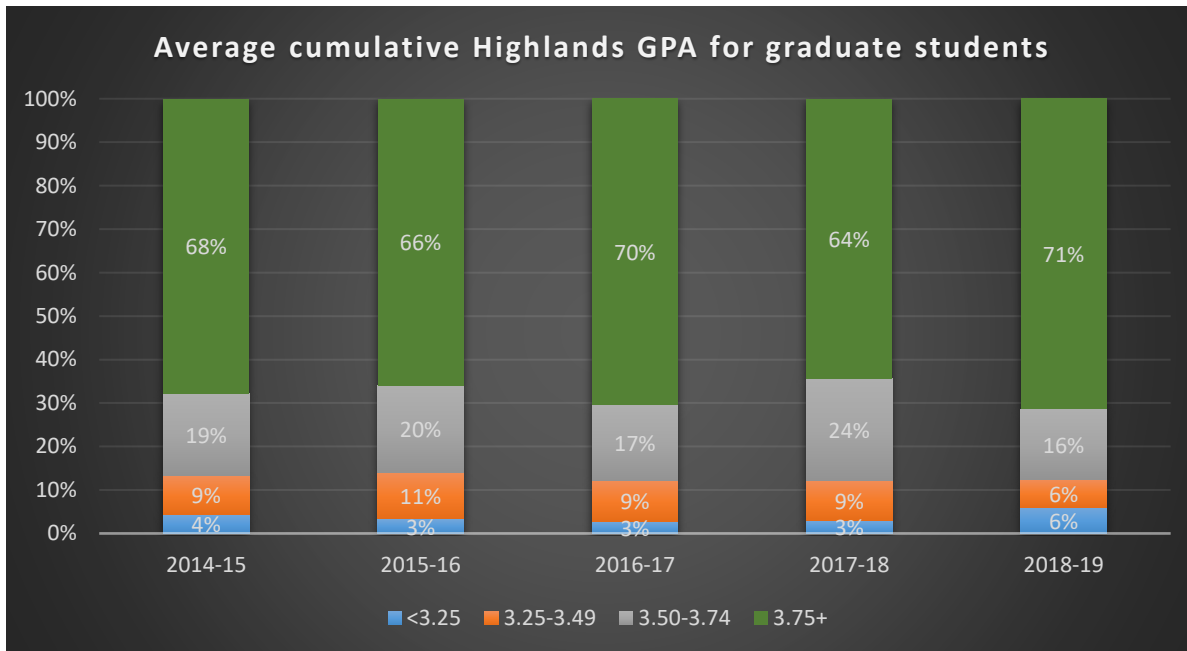
The chart below shows the percentage of graduate students (GR) who have graduated from NMHU in each of the past five academic years, broken down by school. (For our purposes here, an academic year includes the August, December, and May graduations with a given year.) About a third of our graduates are from the School of Social Work, which has remained fairly stable across time. Another third, roughly speaking, are from the School Education, although their percentages have declined somewhat. The School of Business has shown a modest increase across time, approaching about a quarter of our graduates in AY2018-19. Although it is our largest undergraduate school, the College of Arts and Sciences accounts for only a relatively small percentage of graduate students who have graduated from NMHU.



The chart below (next page) shows the percentage of graduates by campus location. About a third of our graduates are from the Las Vegas Campus, with Albuquerque and Rio Rancho collectively accounting for about 45%. The other campuses account for about 20-25% of graduates. Percentages by campus have remained relatively stable across time.



How do our graduating graduate students fare academically? The chart below shows the average cumulative Highlands GPA of our GR graduates. Overall, our graduate do very well, with about 70% graduating with a GPA of 3.75 or higher. Only about 12% graduate with a GPA of 3.5 or lower.



Please let us know if you have any comments or any suggestions for future *Fast Facts* topics. You can send an email to Lee Allard at lallard@nmhu.edu.