



New Mexico Highlands University

# 2012 - 2013 Factbook



# Contents

Overview for FY 2012-2013 .....	4	Comparative Enrollments for Main Campus and Centers .....	30
Strategic Plan Executive Summary .....	5	Enrollment Trends .....	31
Statement from President Fries .....	6	Full-Time, First-Time Freshmen Graduating Within Six Years .....	32
Board of Regents .....	7	Full-Time, First-Time Freshmen Retained to Second Fall Semester .....	33
Organizational Structure .....	8	High School GPA for Fall Semester on First-Time Freshmen .....	34
Undergraduate vs. Master's Degrees .....	9	High School Rank for Fall Semester First-Time Freshmen .....	34
Undergraduate Programs of Study .....	10	First-Time Full-Time Degree-Seeking Freshman .....	35
Graduate Programs of Study .....	12	Students enrolled in ENGLISH 100/106 and MATH 100 .....	35
Four-Year Enrollment – Main Campus Undergraduate .....	14	Fall 2012 First-time, Full-Time Freshman Cohort .....	36
Four-Year Enrollment – Main Campus Graduate .....	15	Top-10 Sending Institutions to NMHU, Fall 2012 .....	37
Four-Year Enrollment – Rio Rancho Undergraduate .....	16	Tenured and Tenure Track Faculty by Academic Year .....	38
Four-Year Enrollment – Rio Rancho Graduate .....	17	Tenured and Tenure-Track Faculty Positions .....	39
Four-Year Enrollment – Farmington Undergraduate .....	18	Full-Time Faculty Demographics .....	40
Four-Year Enrollment – Farmington Graduate .....	19	Fall 2012 Full-Time Staff Demographics .....	41
Four-Year Enrollment – Santa Fe Undergraduate .....	20	Financial Aid .....	42
Four-Year Enrollment – Santa Fe Graduate .....	21	Number of Enrolled Students Awarded Aid Fall 2011 .....	43
Four-Year Enrollment – Raton Undergraduate .....	22	Financial Aid - Freshmen Scholarships .....	44
Four-Year Enrollment – Raton Graduate Students .....	23	Summary of Salaries - Estimated Actual 2011-2012 .....	45
Four-Year Enrollment – Albuquerque Undergrad & Graduate .....	24	Revenues by Source - Estimated Actual 2011-2012 .....	46
Four-Year Enrollment – Roswell Graduate .....	25	NMHU Budget Analysis .....	47
Four-Year Enrollment – DE/Off-Campus Undergraduate .....	26	Indirect Costs: Facilities & Administration .....	48
Four-Year Enrollment – DE/Off-Campus Graduate .....	27	NMHU Main Campus Map .....	49
Total Fall Enrollment – 1914 - 2012 .....	28	Indirect Costs: Facilities & Administration .....	50
Ethnic Enrollment Trends .....	29		

## Overview for FY 2012-2013

The annual NMHU Factbook is a publication of the Office of Institutional Effectiveness and Research in the Office of Academic Affairs through the Office of Graduate Studies and Research. The Office of Institutional Effectiveness and Research is the official source of Highlands University statistics that are provided to the State of New Mexico—Higher Education Department, IPEDS, faculty, staff, students, and countless other constituencies who require such data.

This statistical information is utilized for, and supports, decision making processes within all academic and administrative units of the university, Faculty Senate and various committees within the institution, the Board of Regents, state and federal agencies, and professional and private organizations.

The Office of Institutional Effectiveness and Research coordinates the collection of data, preparation of reports, and the submission of files. It also publishes research reports that reflect information gathered from current or archived files.

Every effort has been made to ensure that the data contained in this document is accurate. For further information about this and other reports, contact our office at 505 454-3026, (FAX) 505 454-0026.

**Location:** – Main Campus – Las Vegas, NM

**University President:** Fiscal Year 2012-2013 – Dr. James Fries

**Board of Regents Chairman:** Leveo Sanchez

**Homepage Address:** [www.nmhu.edu](http://www.nmhu.edu)

**Office of Admissions Phone Number:** 1-800-338-6648

**University Accreditation:** The Higher Learning Commission of the North Central Association of Colleges and Schools



## Strategic Plan Executive Summary

The vision of New Mexico Highlands University is to provide an inspiring multicultural learning environment that promotes excellence, empowerment, transformation, and global understanding.

The mission of New Mexico Highlands University is: education through teaching, research, and service.

The core values are: Advancement of Knowledge, Student Success, a Diversity of Ideas, Accessible Education, Community, Individual Well-Being, Sustainable Practices, and Multiculturalism.



## Statement from President Fries

Now in its 119th year, New Mexico Highlands University is an incredibly rich multicultural mix of people (75 percent Hispanic, Native American, and African American student enrollment), all learning from one another. A vibrant, mid-sized public university, NMHU is using its dynamic environment, advanced technology, and commitment to individual worth as a force for student learning and regional development. Since 1893, Highlands has served as northern New Mexico's university and, in addition to its main campus in Las Vegas, currently has centers in Farmington, Española/Santa Fe, Raton, Rio Rancho, Albuquerque, and Roswell. Students across New Mexico are able to access several programs online.

New Mexico Highlands intends to expand its historic role as a catalyst for educational excellence and economic growth throughout northern New Mexico via collaboration as appropriate with the school districts and communities in its service region. The University will also strengthen its ties with the distinctive Hispanic and Native American traditions of the region.

Recognizing that it is the students, faculty, and staff who are at the heart of the university's reputation and ability to fulfill its mission, the university strives to provide a work and learning environment that fosters integrity, respect, tolerance, fairness, quality, equity, and accountability. This includes an on-going review of programs, policies, procedures, support services, organizational structure, and facilities for currency and effectiveness. Several major capital improvements have recently been complete or are underway, including a new student center and dining hall; remodeling of the Lora Mangum Shields Science Building, Felix Martinez, and the Natatorium.

A unique blend of open admissions, successful alumni, and large master's level enrollments, Highlands attracts faculty who are committed to student progress and who demonstrate excellence in teaching and strengths in research and service. There is a collective effort to continuously improve the academic reputation and standing of the university and to increase the quality of student learning through a more effective assessment of student outcomes. This includes an effort to better understand and address the many factors that can improve student retention and graduation rates.

## Board of Regents

**Leveo Sanchez** is a dynamic leader with decades of domestic and international business success and distinguished public service. He is a New Mexico native and returned to the state in 2006. From 1966 through 2005, Sanchez established several successful businesses in governmental and management consulting, banking, real estate development and investment, property management, and export trading.



**Jesus L. Lopez** was born in Las Vegas, New Mexico, where he has resided his entire life. He is a 1972 graduate of New Mexico Highlands University, majoring in Spanish and political science. He received his juris doctorate from the University of New Mexico School of Law, and has been a Las Vegas attorney for 31 years. Lopez has served as counsel to two presidents of Highlands University, and is a former district attorney.



**Nancy Long** is president and shareholder of Long, Pound & Komer, P.A., a Santa Fe-based law firm, founded in 1987. Her practice is primarily in the areas of land use, transactional work, real estate and commercial representation. She has attained an AV rating, the highest attainable for the rating of lawyers in the United States by Martindale Hubbell. Long has represented large development projects in the City of Santa Fe as well as representing the County of Santa Fe in its real estate and land use cases.



**Frank Marchi** has had a distinguished career as an insurance executive for Manuel Lujan Insurance, Inc. in Albuquerque, where he is currently a business consultant. Prior to that, he was chief operating officer, president of the board of directors, and senior vice president for the insurance agency.



**Michael J. Martinez** is a sophomore biology major with aspirations to become a cardiologist. The fifth-generation Las Vegas native is the founding member of the university's new chapter of the National Society of Leadership and Success. He has participated in American Cancer Society Relay for Life, American Red Cross Blood Drive, Fraternal Order of Eagles Annual Children's Fishing Derby, and Toss No Mas Community Cleanup.




# Organizational Structure FY 2012-2013

## Board of Regents



Dr. James Fries, President

Sutin, Thayer & Brown Legal Counsel



Vacant  
VP for Finance &  
Administrative Services



Dr. Gilbert Rivera  
VP for Academic Affairs



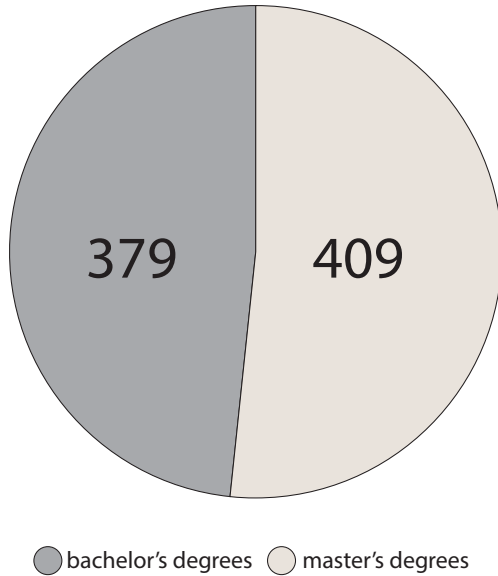
Dr. Fidel Trujillo  
Dean of Students



Dr. Sharon Caballero  
Exec. Director  
for Advancement



## Undergraduate vs. Master's Degrees: Fall 2011 - Spring 2012 - Summer 2012



# Undergraduate Programs of Study

## **College of Arts & Sciences**

### ***Department of Biology & Chemistry***

- Biology (BA, BS or Minor)  
Concentration:  
Teaching
- Chemistry (BA or BS or Minor)  
Concentration:  
Forensics (Minor)

### ***Department of Computer Science & Mathematical Science***

- Computer Science (BA, BS, or Minor)  
Concentrations:  
Individualized Program (BA, BS)  
Information Systems (BA)  
Software/Hardware Systems (BS)
- Mathematics (BA, BS or Minor)
- Computer & Mathematical Modeling (BS)
- Math/Computer Science for Secondary School Teachers (BA)
- Math/Computer Science for Elementary School Teachers (BA)
- Pre-engineering

### ***Department of English and Philosophy***

- English (BA or Minor)
- English Writing (Minor)
- Philosophy (Minor)
- Religious Studies (Minor)

### ***Department of History, Political Science and Languages & Culture***

- History (BA or Minor)  
Concentration:  
Social Studies
- Political Science (BA or Minor)  
Concentrations:  
Law Emphasis  
Liberal Arts
- Spanish (BA or Minor)
- Native Amer/Hispanic Cultural Studies (Minor)

### ***Department of Visual and Performing Arts***

- Fine Arts (BA, BFA or Minor)  
Concentrations:  
Interdisciplinary  
K-12 Education  
Liberal Arts
- Music (BA, BFA or Minor)  
Concentrations:  
Music Composition  
Music Education  
Music Vocal Performance
- Music Tech. and Composition (Minor)
- Art History (Minor)

### ***Department of Exercise and Sport Sciences***

- Health (BA or Minor)  
Concentrations:

Health Education  
Health Promotion and Wellness  
Pre-professional Athletic Training  
Pre-professional Allied Health

- Human Performance and Sport (BA or Minor)  
Concentrations:  
Exercise Science  
Physical Education  
Recreation & Sport Management
- Coaching (Minor)
- Recreation (Minor)

### ***Department of Natural Resource Management***

- Environmental Geology (BS)  
Concentrations:  
Environmental Science (or Minor)  
Geology  
Watershed Management
- Forestry (BS)  
Concentrations:  
Wildland Fire  
Management
- Geology (Minor)

### ***Department of Nursing***

- Nursing (BSN) (Licensed RN's only)

### ***Department of Social and Behavioral Sciences***

- Anthropology/Sociology (BA, BS)

#### Concentrations:

- Anthropology
- American Indian Studies
- Criminology
- Sociology
- Criminal Justice Studies (BA)
- Psychology (BA, BS or Minor)
- Sociology (Minor)
- Anthropology (Minor)

### ***Interdepartmental***

- General Science for Secondary Teachers (BA)

#### Concentrations:

- Biology
- Chemistry
- Geology
- Cognitive Science (Minor)
- Combined Science (Minor)
- General Science (Minor)
- Honors Program (Minor)
- University Studies (BA)
- Women Studies (Minor)

### **School of Business, Media and Technology**

- Business Administration

#### Concentrations:

- Accounting (or Minor)
  - General Business
  - Finance/Managerial (or Minor)
  - Finance/Personal (or Minor)
  - International Business
  - Management (or Minor)
  - Management Information Systems (or Minor)
  - Marketing (or Minor)
  - Marketing/Media Arts
  - Software-Driven Systems (BSSD)
  - Media Arts (BA or Minor)
  - Media Arts (BFA)
- #### Concentrations:
- Communication Design
  - Interactivity and Multimedia
  - Digital Filmmaking
  - Photographic Imaging

### **School of Education**

- Early Childhood Multicultural Education (BA or Minor)
- Elementary Education (AA, BA)
- Special Education (BA or Minor)

- English as a Second Language (Minor)
- Bilingual Education (Minor)
- Secondary Education (Minor/Licensure)

### **School of Social Work**

- Social Work (BSW)

# Graduate Programs of Study

## College of Arts and Sciences

- Certificate Program: Fine Arts

## Department of Behavioral Sciences

- Psychology (MS)  
Concentrations:  
General Psychology  
Clinical/Counseling Psychology
- Public Affairs (MA)\*  
Concentration:  
Applied Sociology
- Southwest Studies (MA)\*  
Concentrations:  
Anthropology  
Post Baccalaureate Certificate in  
Cultural Resource Management

## Department of Computer and Mathematical Sciences

- Media Arts and Computer Science (MA or MS) \*\*  
Concentrations:  
Computer Science

## Department of English

- English (MA)  
Concentrations:  
Literature  
Linguistics, Literacy, and Composition  
Creative Writing

## Department of History, Political Science, Languages and Cultures

- Public Affairs (MA)\*  
Concentrations:  
Political and Governmental Processes  
Historical and Cross-Cultural  
Perspectives  
History
- Southwest Studies (MA)\*  
Concentrations:  
History/Political Science

## Department of Biology and Chemistry; Natural Resources Management

- Applied Chemistry (MS)
- Natural Sciences (MS)  
Concentrations:  
Biology  
Environmental Science and  
Management  
Geology

- Certificate Program: GIS Geographic  
Information Systems

## Department of Exercise and Sport Sciences

- Human Performance and Sport (MA)  
General Program
- Human Performance and Sport (MA)

- Concentrations:  
Sport Administration  
Teacher Education

## School of Business, Media and Technology

- Business Administration (MBA)  
Concentrations:  
Accounting  
Finance  
General Management  
Human Resource Management  
International Business  
Management Information Systems
- Software Development and Design  
(MSSD)

## Department of Visual and Performing Arts

- Media Arts and Computer Science (MA)  
Concentration:  
Media Arts

## School of Education

- Education (MA)  
Concentrations:  
Guidance & Counseling  
Emphasis:  
School Counseling  
Professional Counseling  
Rehabilitation Counseling

- Certificate Programs:
  - School Counseling
  - Professional Counseling
  - Rehabilitation Counseling
- Educational Leadership
- Special Education
- Curriculum and Instruction
  - Emphasis:
    - In a variety of areas such as:
    - Reading, Math, Bilingual Education

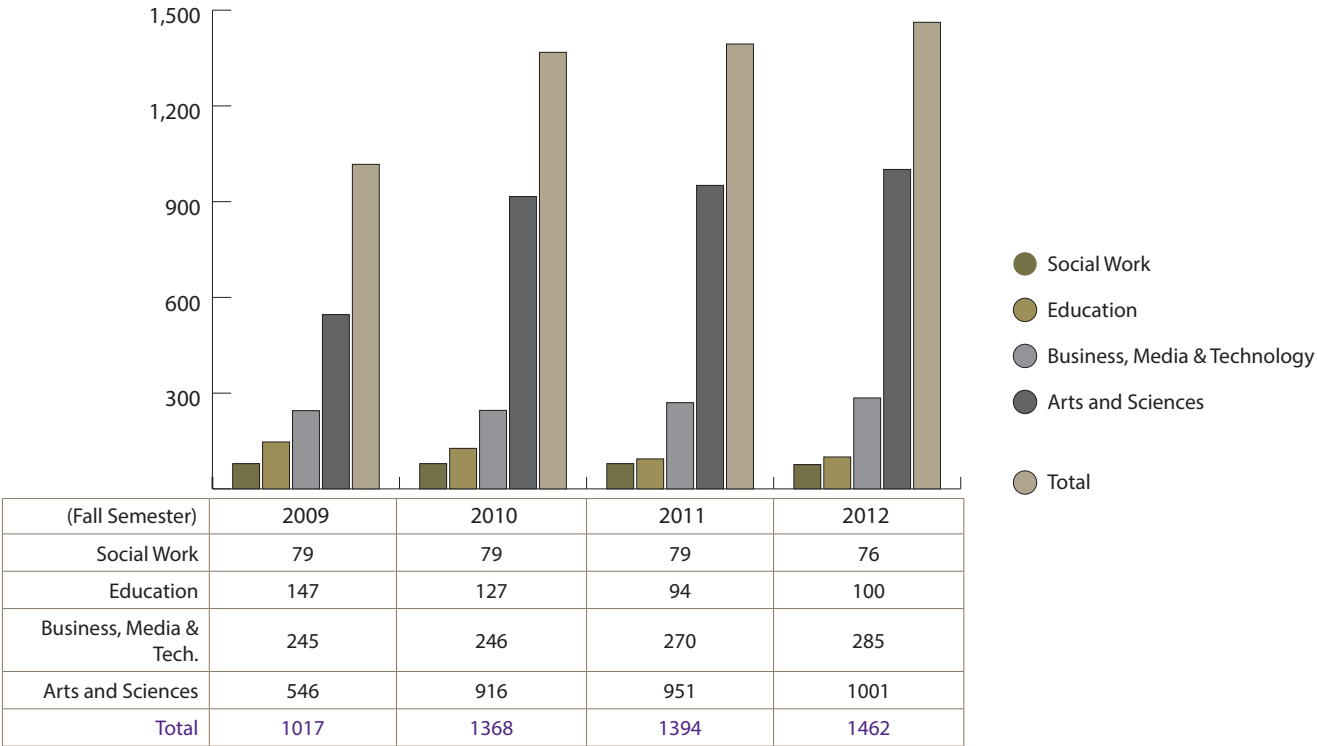
## **School of Social Work**

- Social Work (MSW)
  - Concentrations:
    - Bilingual/Bicultural Clinical Practice
    - Clinical Practice
    - Government Nonprofit Management
- Certificate Program:
  - Substance Abuse
  - (Albuquerque Campus Only)

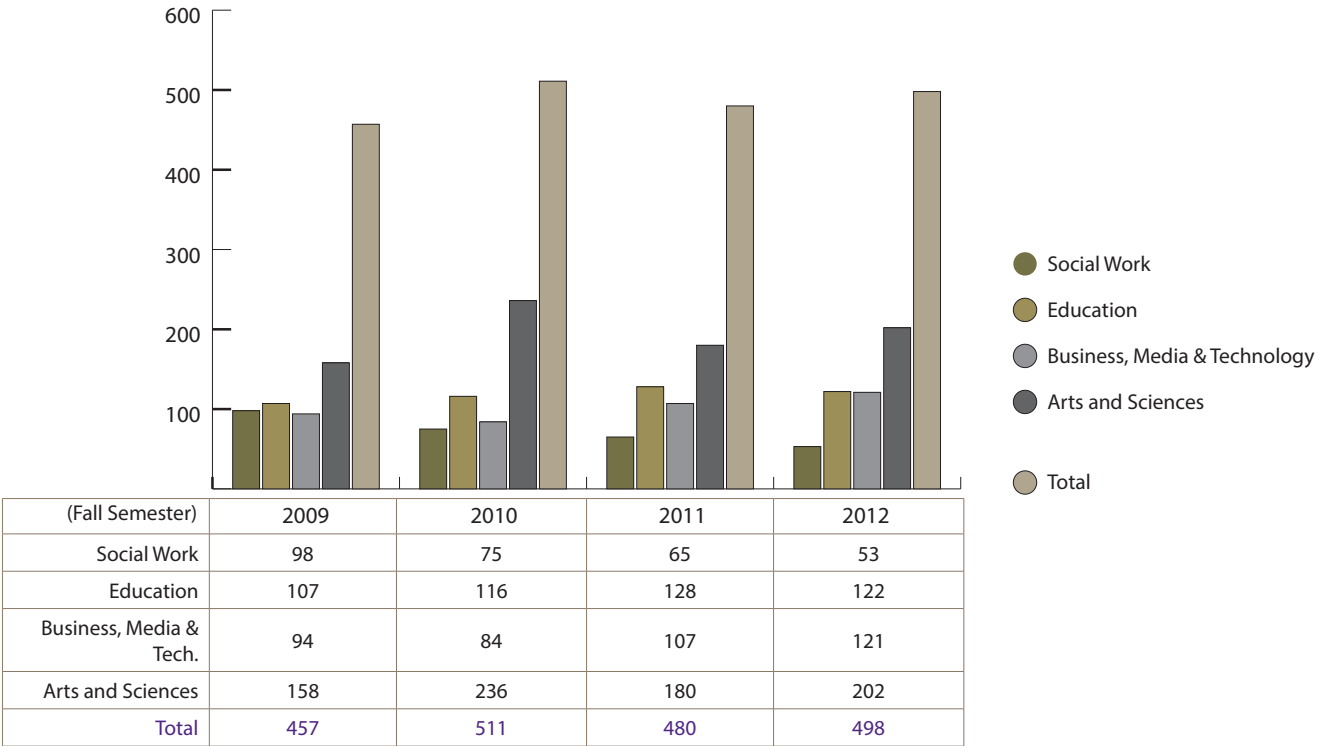
*\* Public Affairs and Southwest Studies are interdisciplinary programs. The degree is granted through the College of Arts and Sciences (Department of Behavioral Sciences and Humanities).*

*\*\* Media Arts and Computer Science is an interdisciplinary program. (The degree is granted through the School of Business, Media and Technology).*

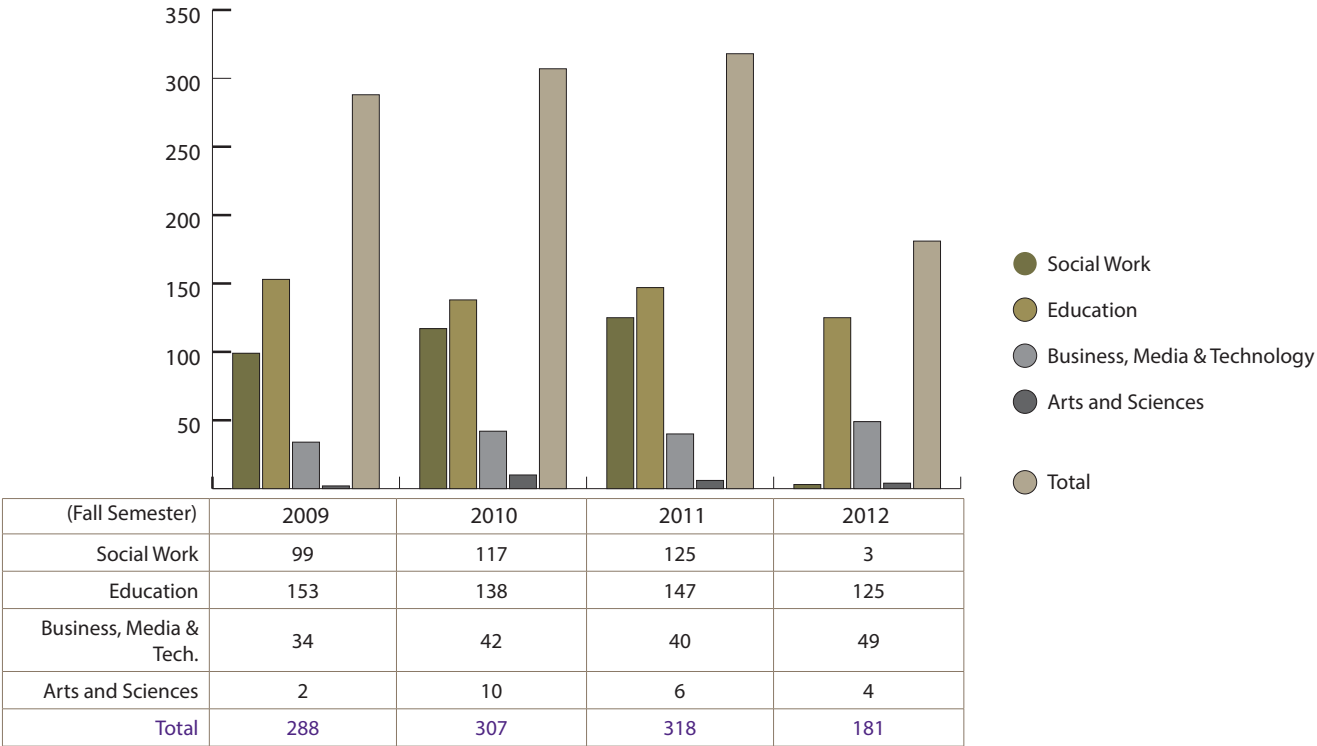
# Four-Year Enrollment Main Campus Undergraduate Students



# Four-Year Enrollment Main Campus Graduate Students



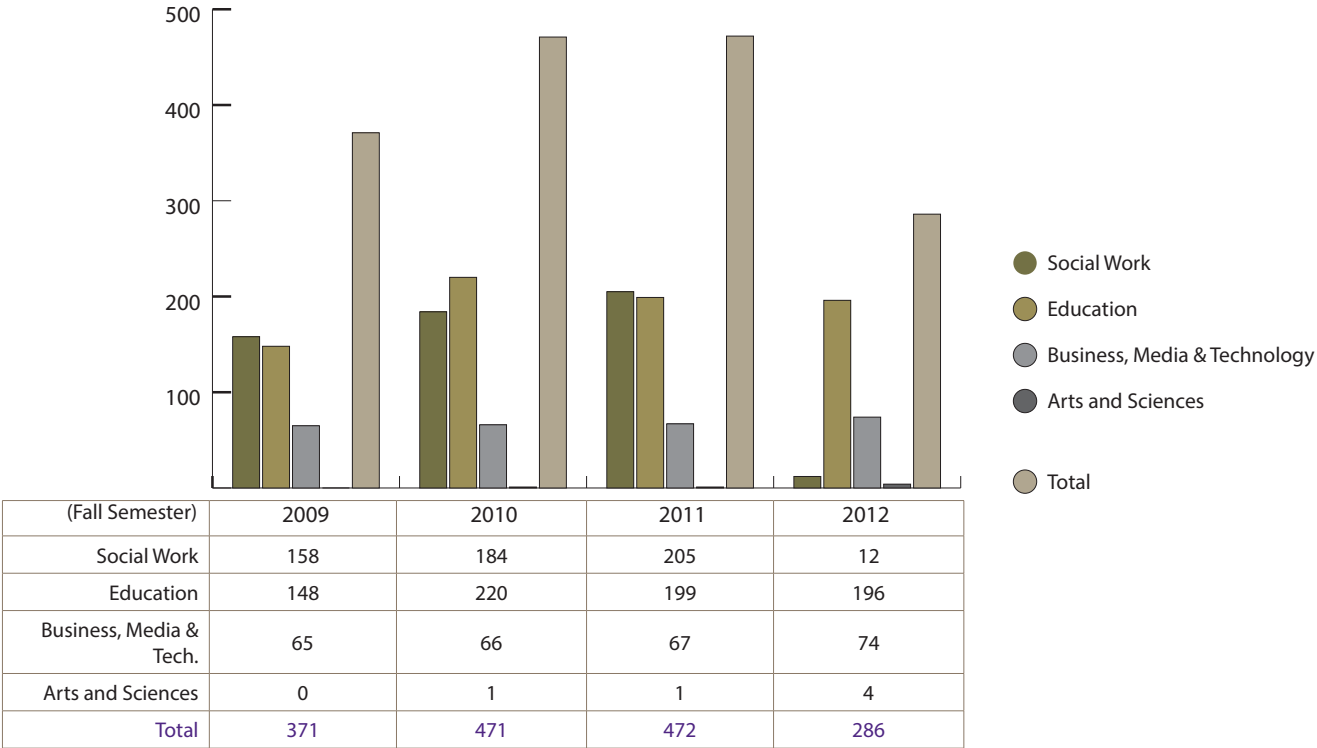
# Four-Year Enrollment Rio Rancho Center Undergraduate Students



See Page 24 for Social Work - Albuquerque Enrollment

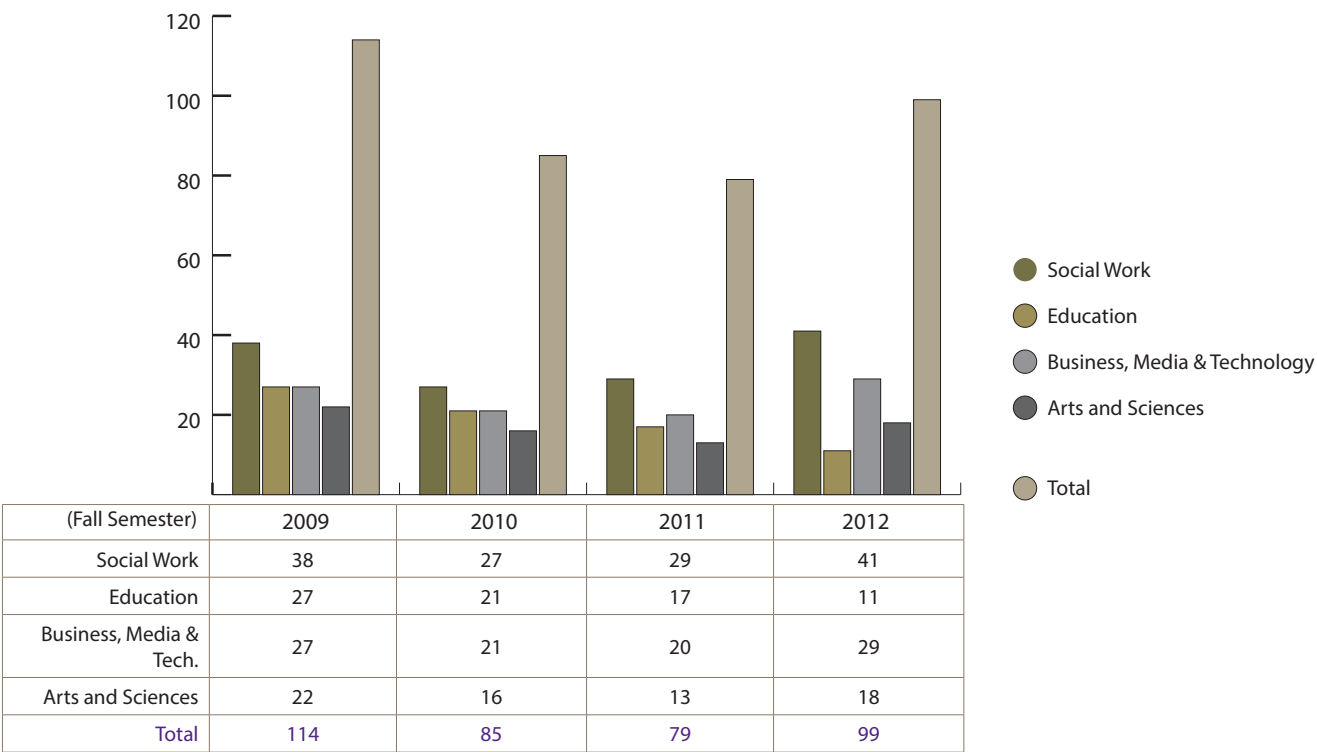


# Four-Year Enrollment Rio Rancho Center Graduate Students

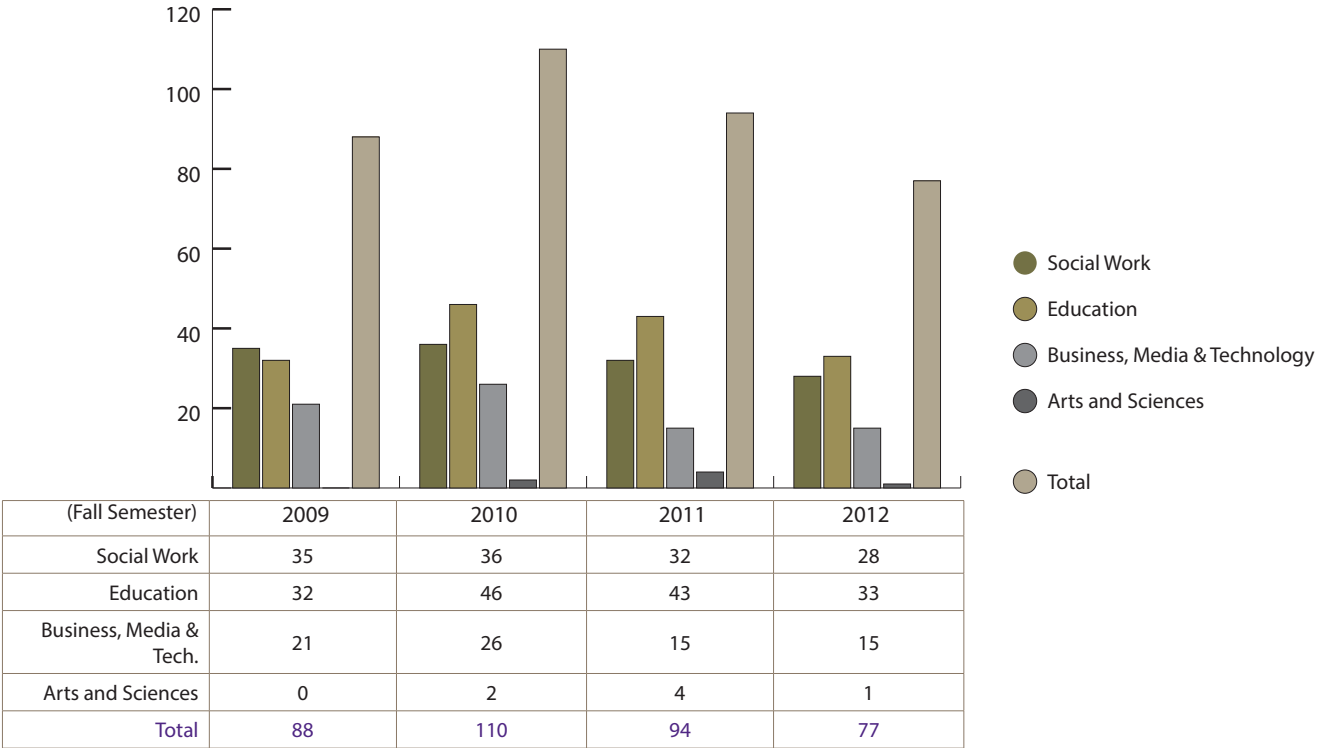


See Page 24 for Social Work - Albuquerque Enrollment

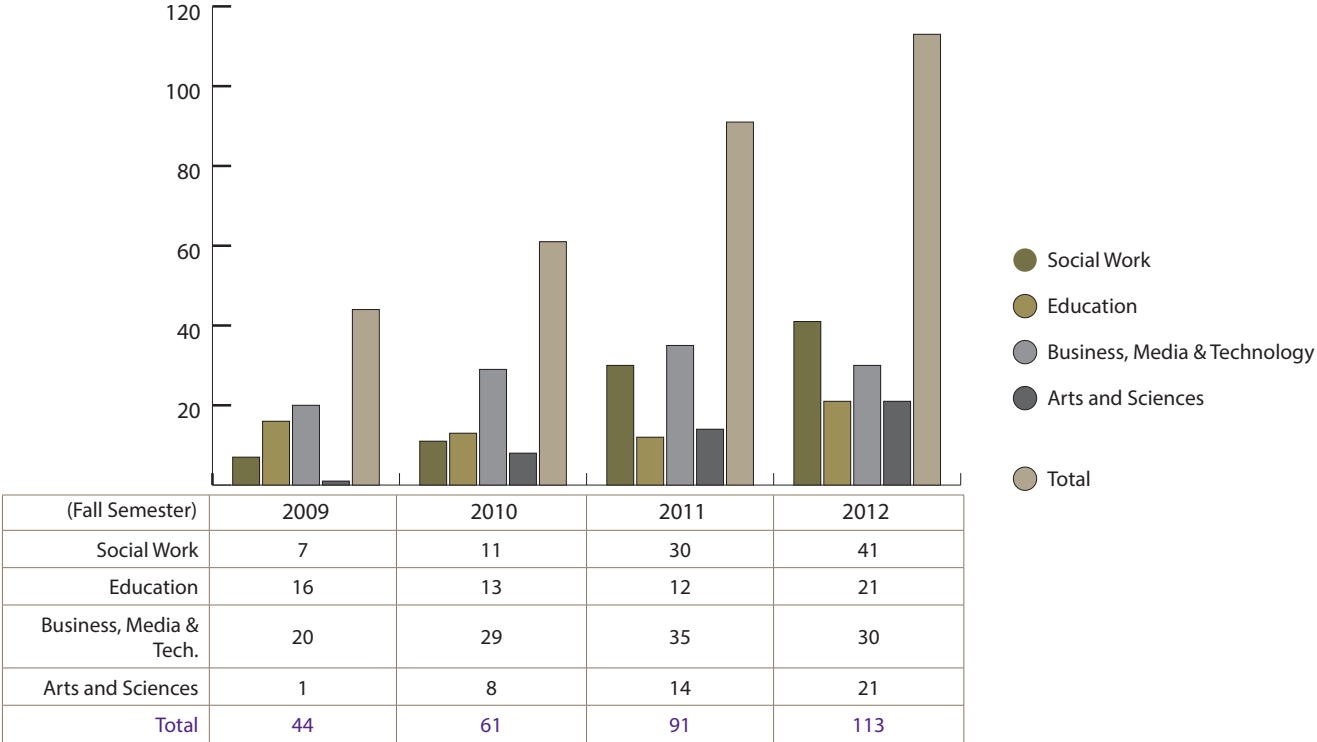
# Four-Year Enrollment Farmington Center Undergraduate Students



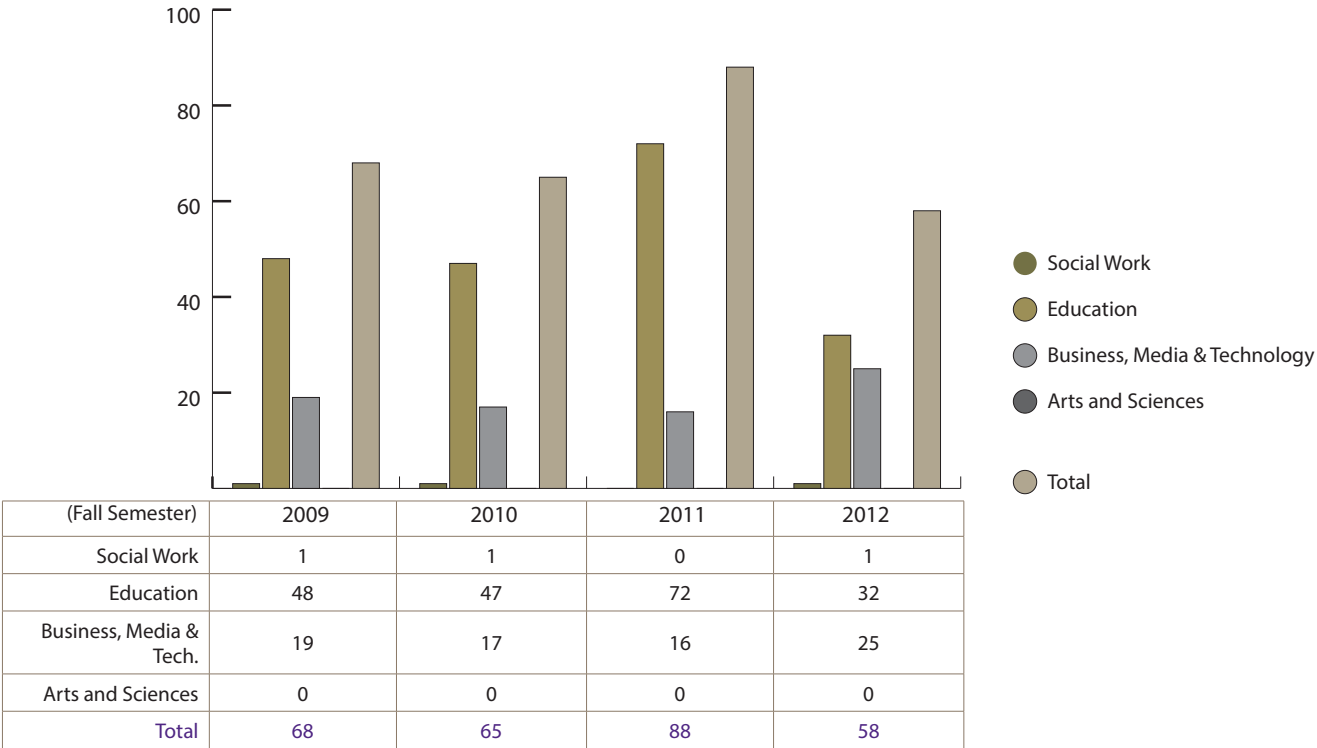
# Four-Year Enrollment Farmington Center Graduate Students



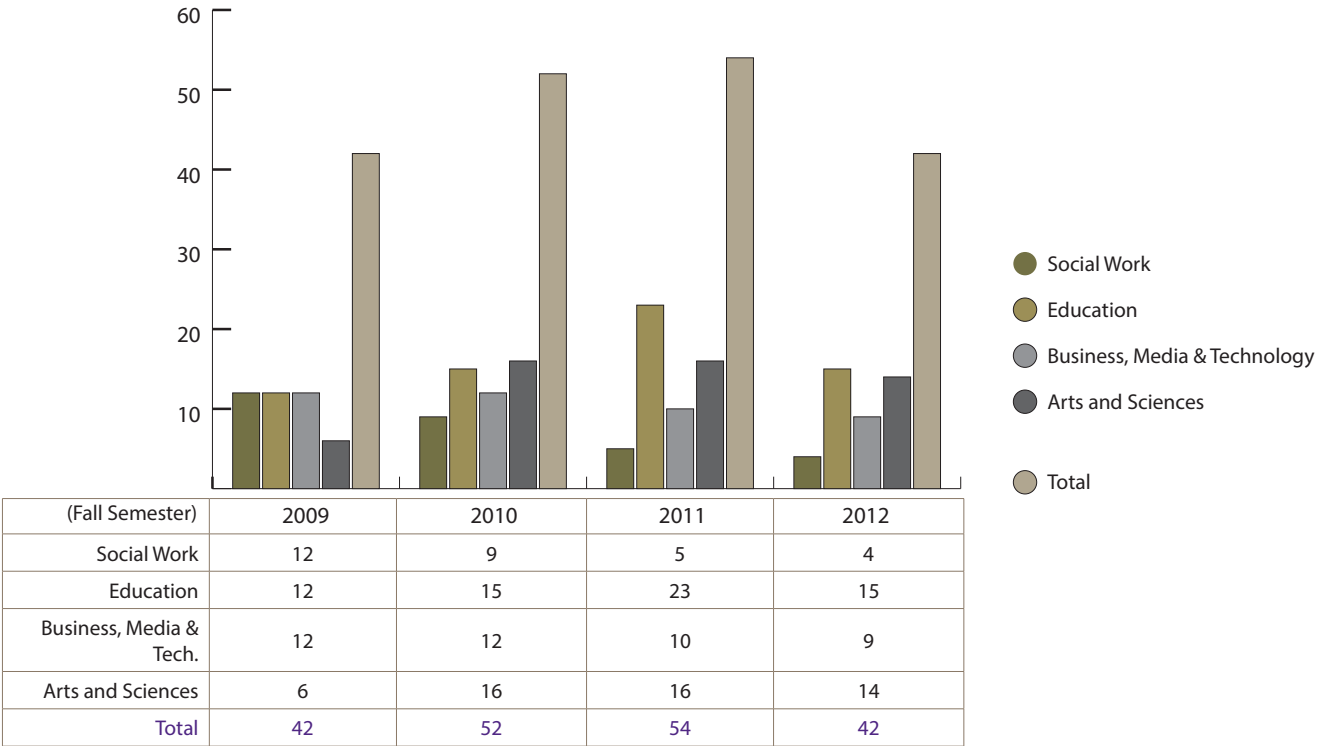
# Four-Year Enrollment Santa Fe Center Undergraduate Students



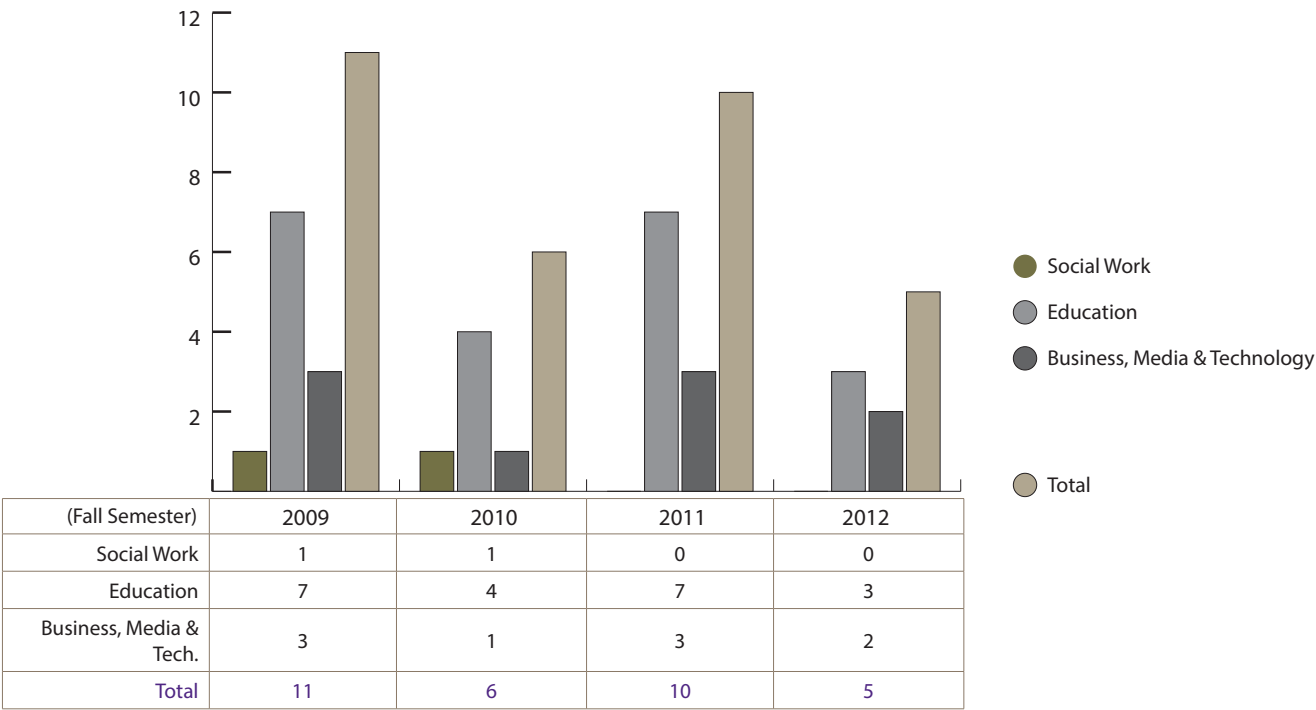
# Four-Year Enrollment Santa Fe Center Graduate Students



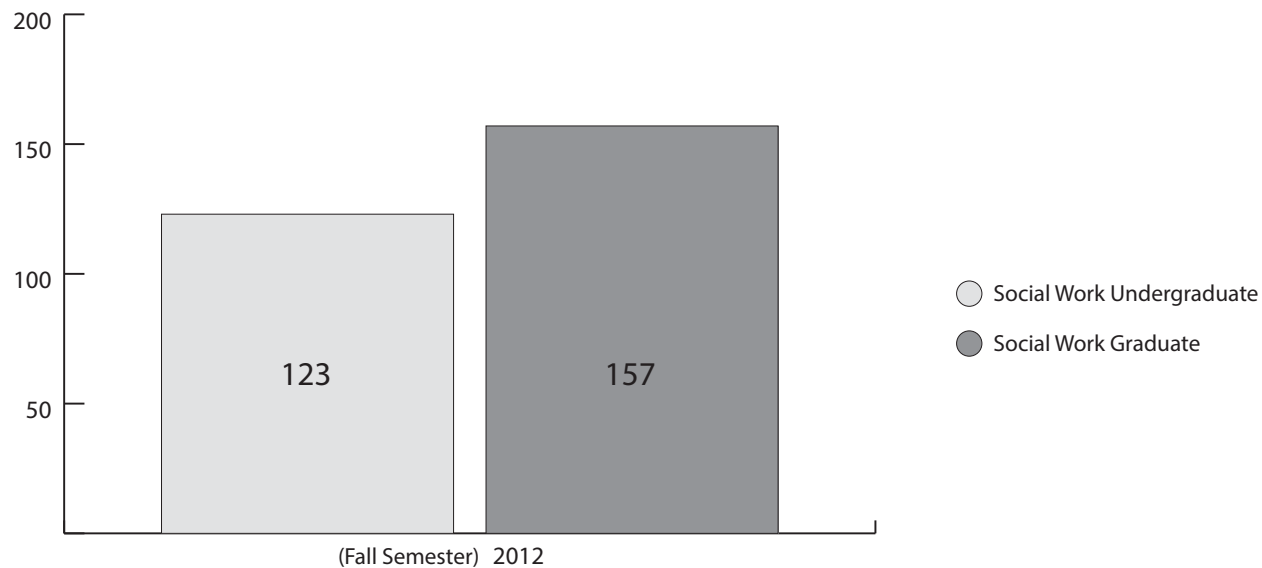
# Four-Year Enrollment Raton Center Undergraduate Students



# Four-Year Enrollment Raton Center Graduate Students

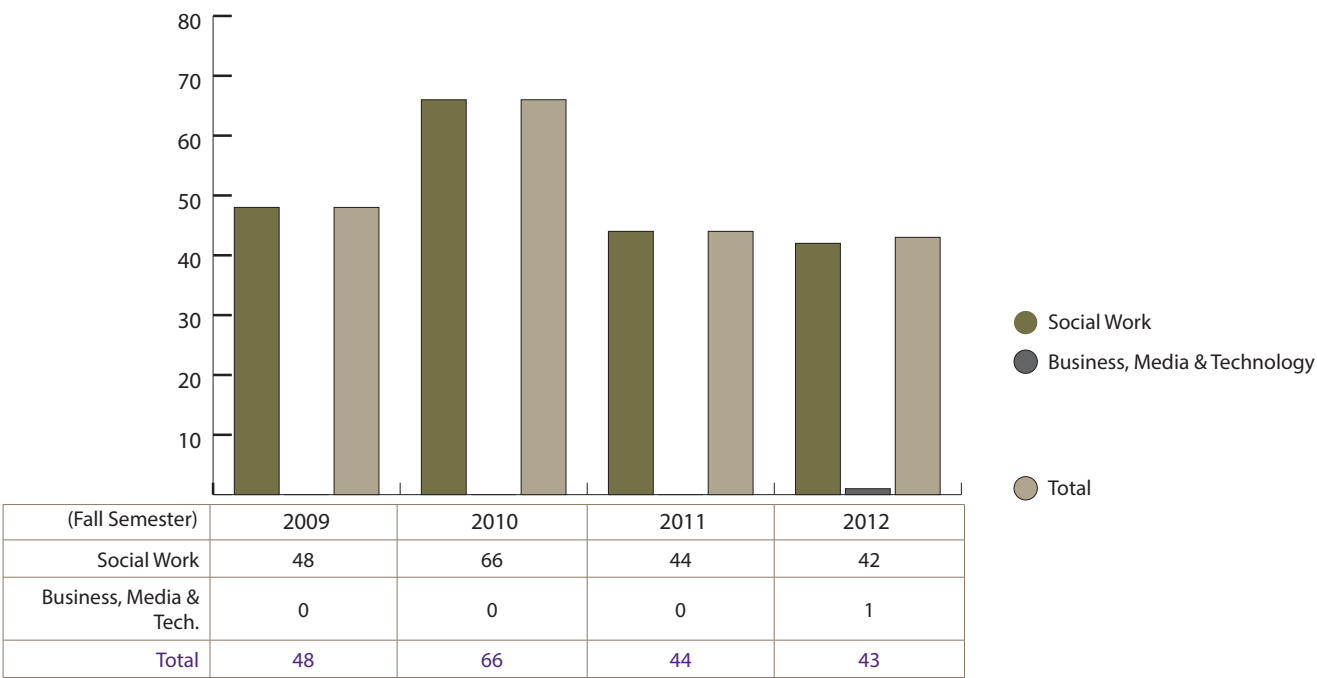


# Four-Year Enrollment Albuquerque Center Undergraduate & Graduate Students

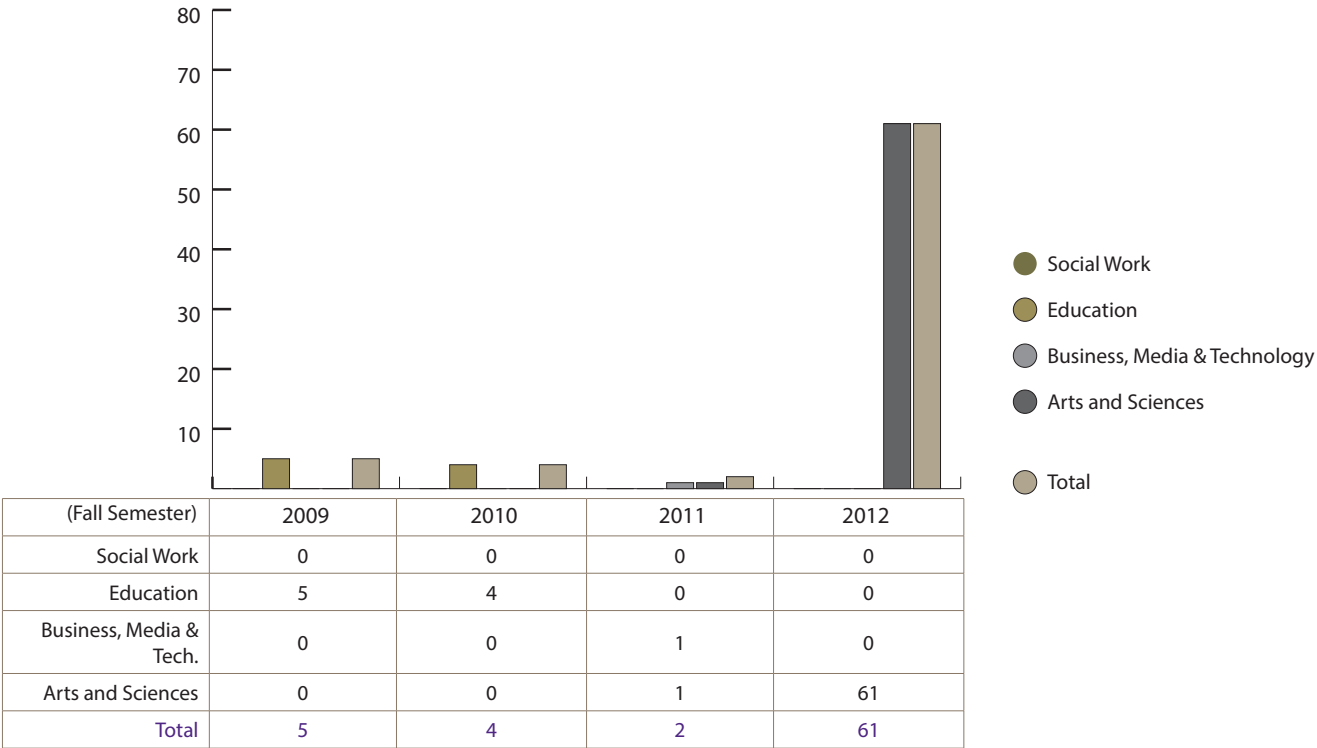




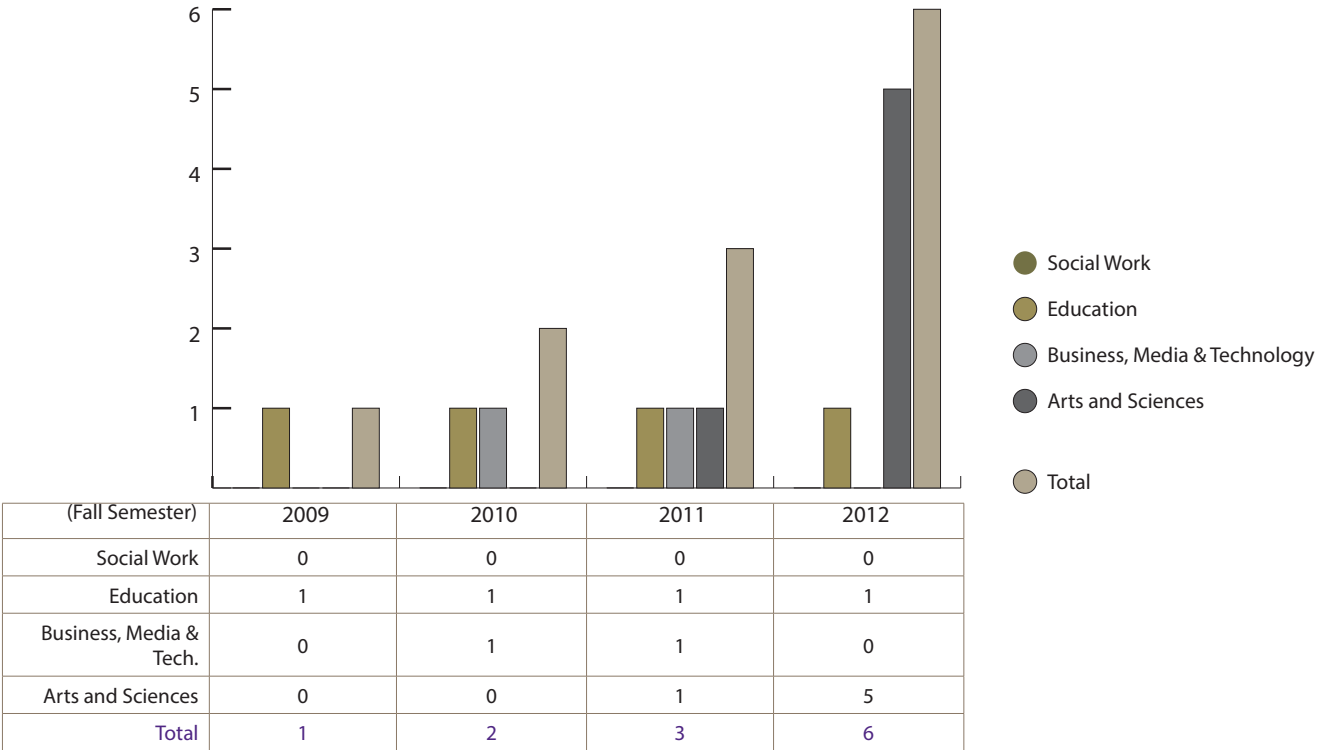
# Four-Year Enrollment Roswell Center Graduate Students



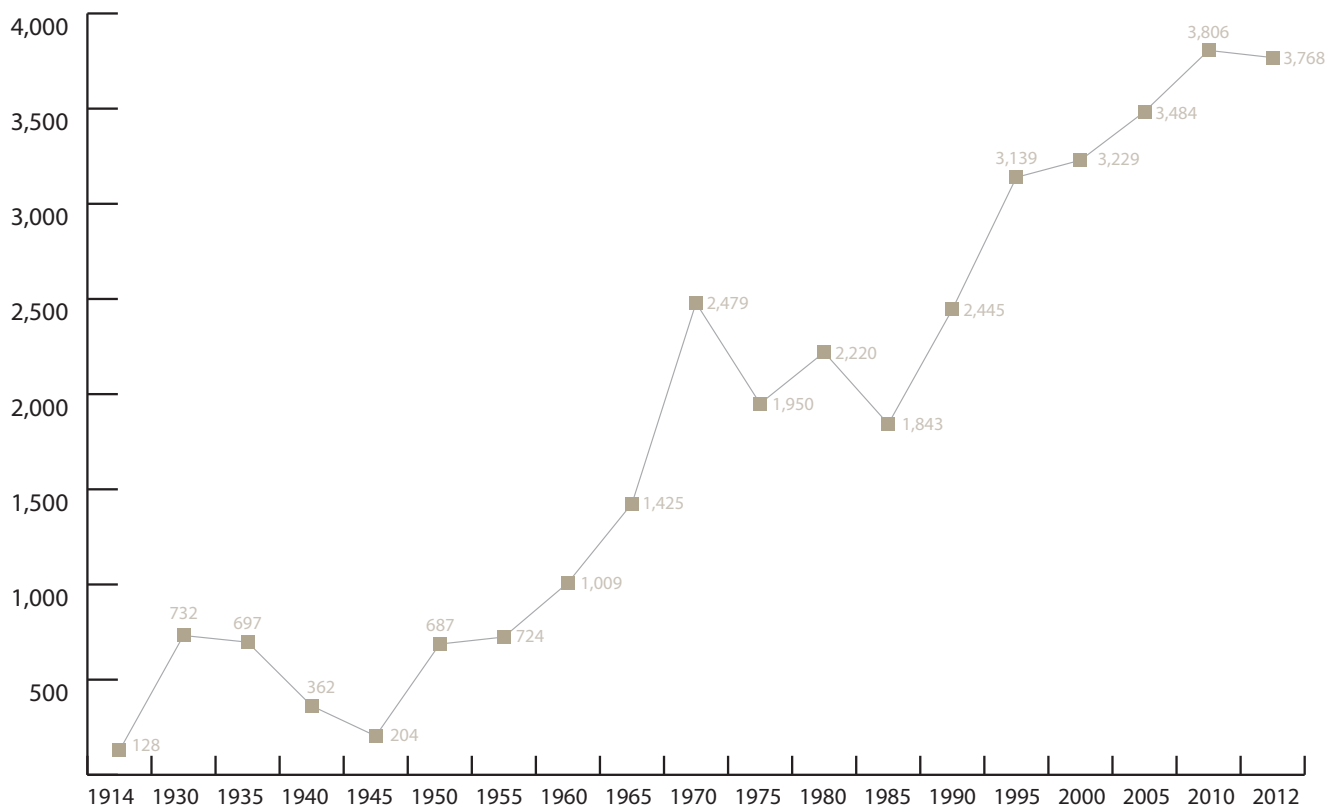
# Four-Year Enrollment DE/Off-Campus Undergraduate Students



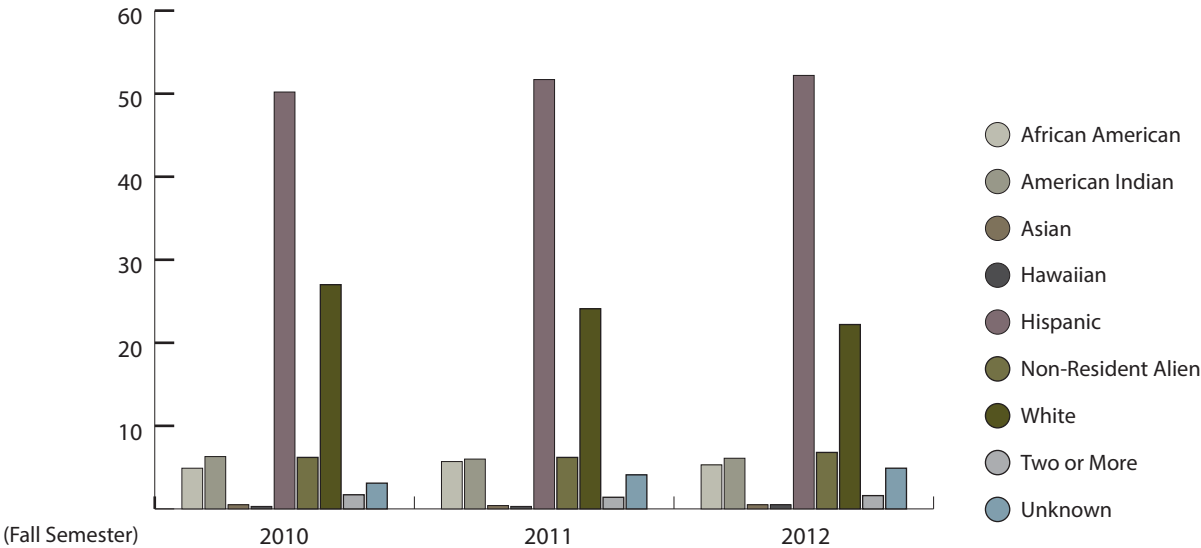
# Four-Year Enrollment DE/Off-Campus Graduate Students



# Total Fall Enrollment – 1914 - 2012

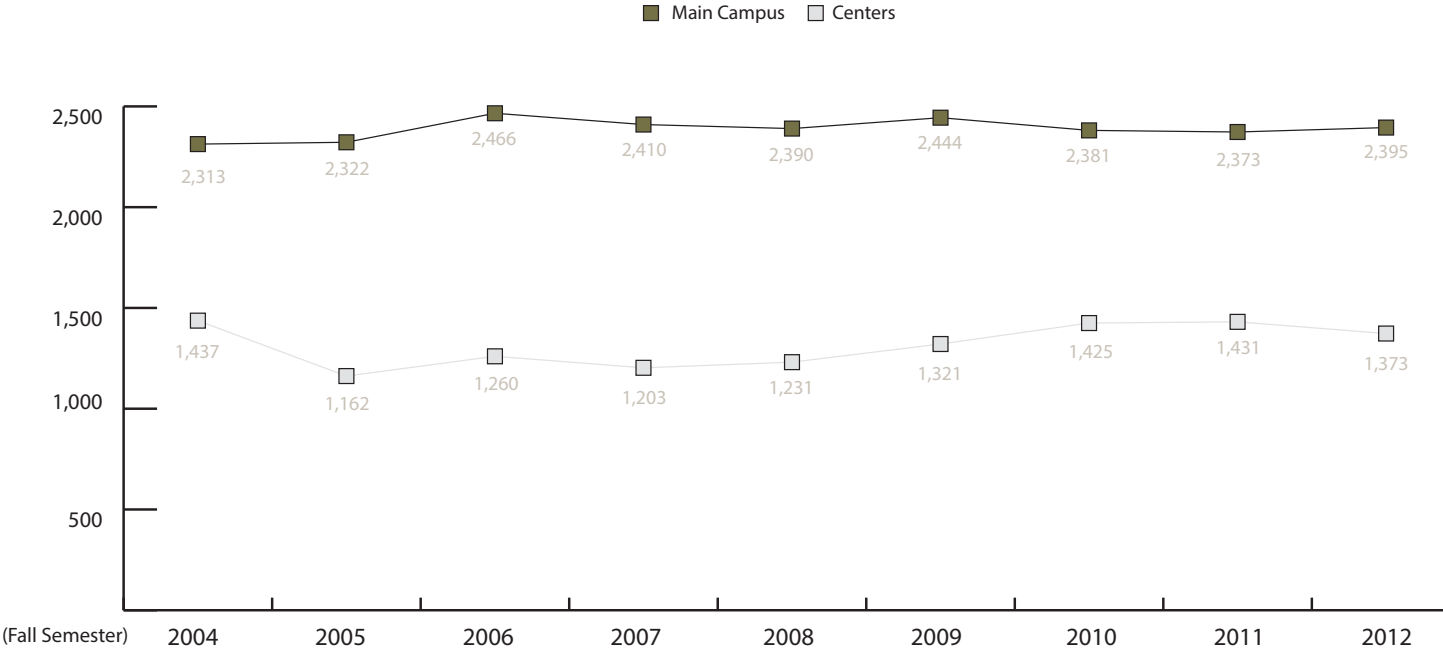


# Ethnic Enrollment Trends

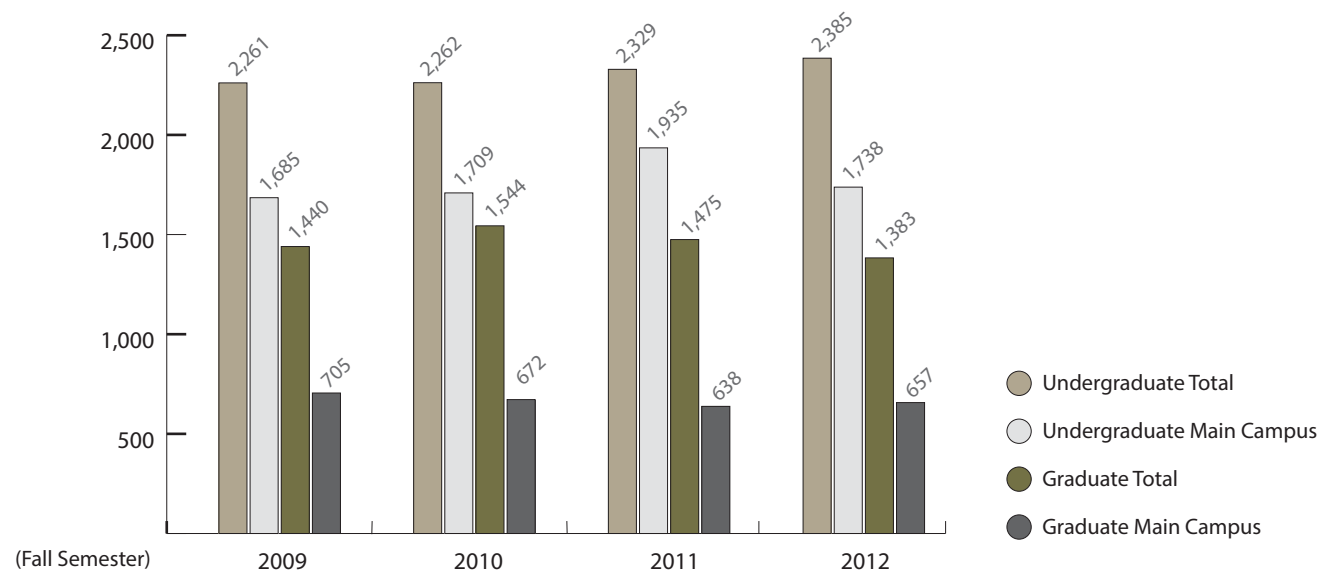


Fall Semester	African American	American Indian	Asian	Hawaiian	Hispanic	Non-Resident Alien	White	Two or More	Unknown
2010	4.9	6.3	.5	.3	50.2	6.2	27	1.7	3.1
2011	5.7	6	.4	.3	51.7	6.2	24.1	1.4	4.1
2012	5.3	6.1	.5	.5	52.2	6.8	22.2	1.6	4.9

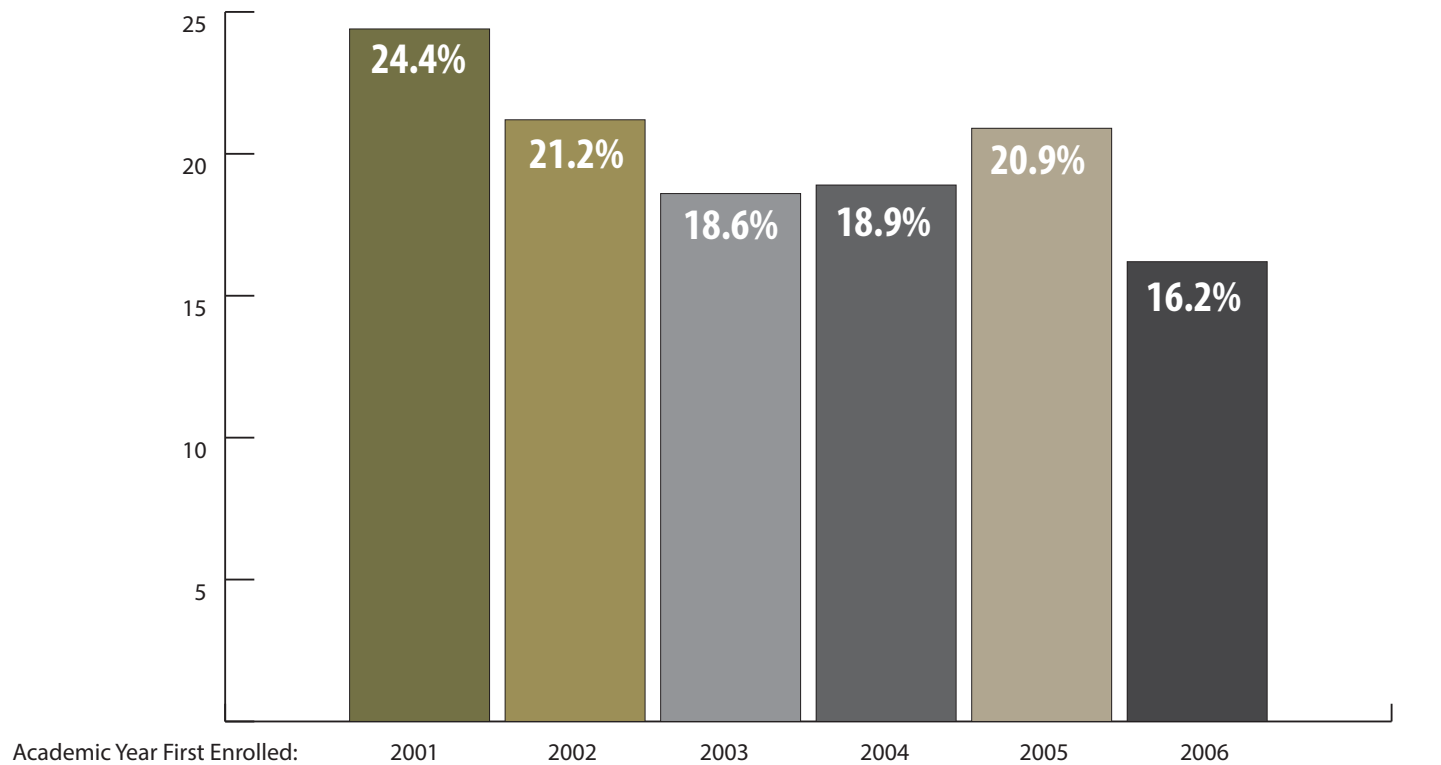
# Comparative Enrollments for Main Campus and Centers



# Enrollment Trends

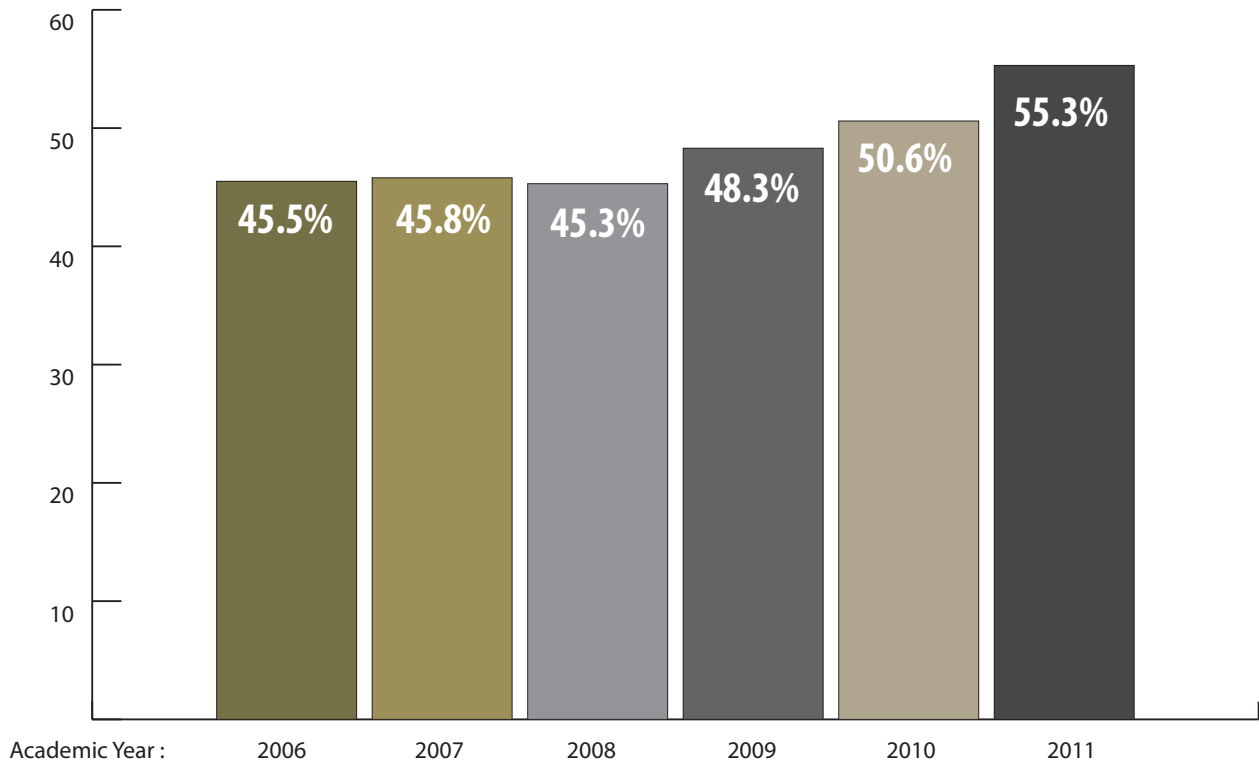


# Percent of Full-Time, First-Time Freshmen Graduating Within Six Years





# Percent of Full-Time, First-Time Freshmen Retained to Second Fall Semester



## High School GPA for Fall Semester on First-Time Freshmen

HS GPA	2009	2010	2011	2012
4.00-4.99	2%	2.7%	2.5%	1.4%
3.50-3.99	18.5%	19.2%	16.1%	16.4%
3.00-3.49	29.8%	25.6%	27.7%	23.4%
2.50-2.99	29.5%	32.3%	31.2%	31.8%
2.25-2.49	9.2%	7.4%	10.8%	13.0%
2.00-2.24	7.2%	7.4%	7.6%	9.4%
<1.99	3.8%	5.4%	4.0%	4.6%
<b>Total Reporting</b>	346	297	397	415
<b>Overall GPA Mean</b>	2.98	2.97	2.93	2.88

## High School Rank (Percentile) for Fall Semester First-Time Freshmen

HS Percentile	2009	2010	2011	2012
>=90	6.8 %	8.9 %	11.0 %	6.0 %
70-89	27.1 %	24.0 %	23.9 %	19.7 %
50-69	27.7 %	22.8 %	23.9 %	26.7 %
30-49	20.6 %	24.0 %	23.0 %	25.4 %
<30	17.7 %	20.3 %	18.2 %	22.2 %
<b>Total Reporting</b>	310	237	335	351

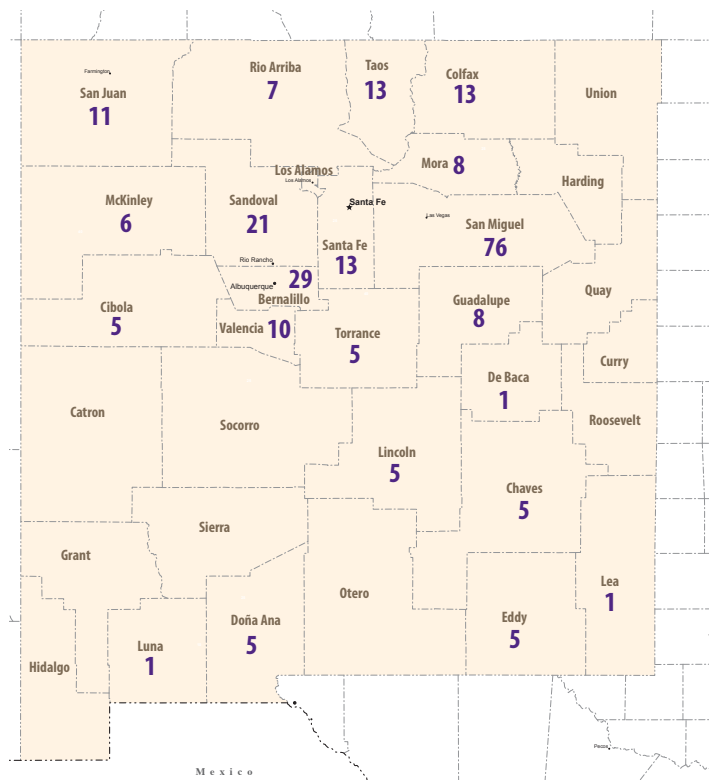


## First-time, full-time, degree-seeking freshman - Students enrolled in ENGLISH 100/106 and MATH 100 (Main Campus)

Course type	Fall 2010		Fall 2011		Fall 2012	
	N	% of cohort	N	% of cohort	N	% of cohort
English	133	41.6%	124	30.0%	126	29.7%
Math	64	20.0%	114	27.5%	181	42.7%
Total count of students in both English and math	16	5.0%	10	2.4%	78	18.4%
Total count of students enrolled in either English or math	181	56.6%	228	55.1%	229	54.0%
Total number in cohort	320		414		424	

*Note: In the fall of 2012 English 100 was changed to English 106.*

## Fall 2012 First-time, Full-Time Freshman Cohort



### New Mexico County:

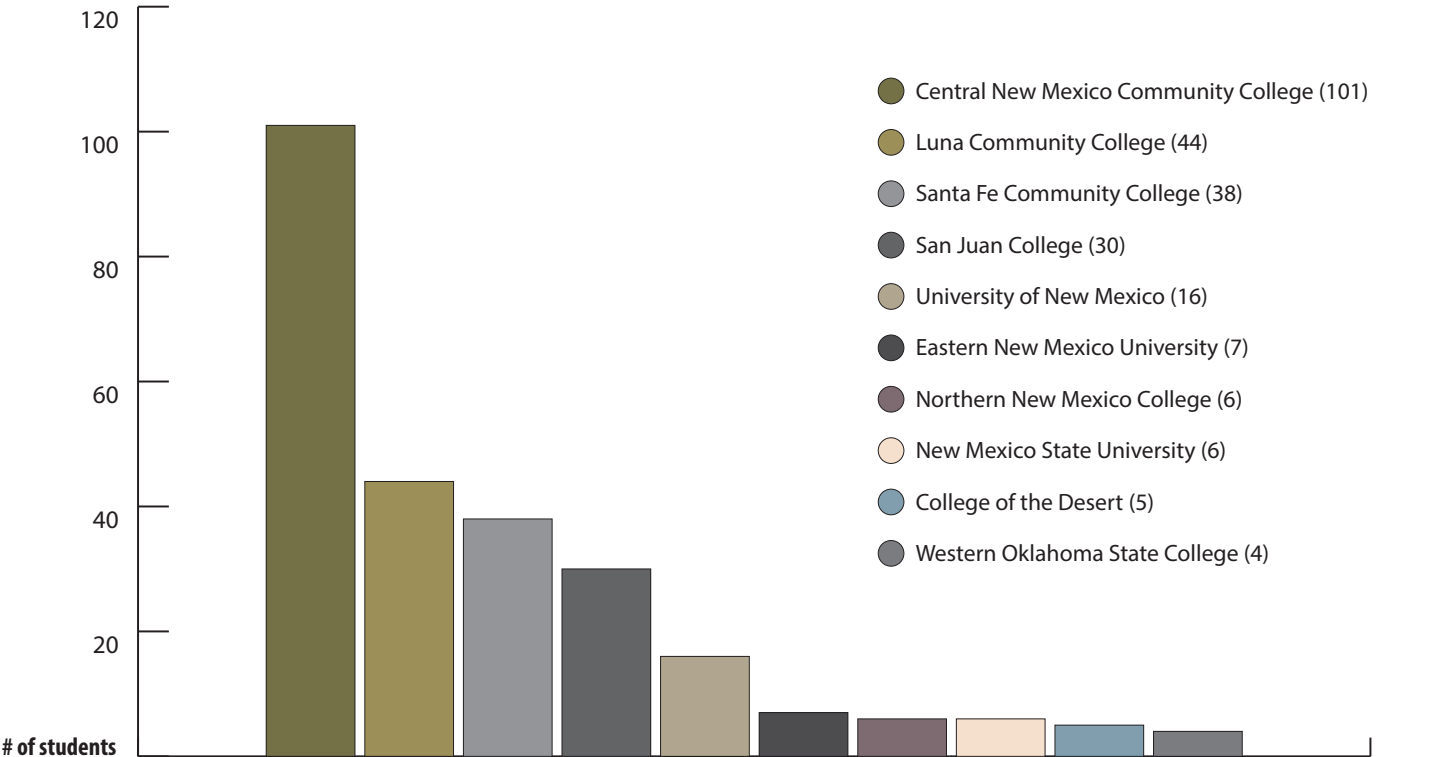
Bernalillo	29
Chaves	5
Cibola	5
Colfax	13
De Baca	1
Dona Ana	5
Eddy	5
Guadalupe	8
Lea	1
Lincoln	5
Luna	1
Mckinley	6
Mora	8
Rio Arriba	7
Sandoval	21
San Juan	11
San Miguel	76
Santa Fe	13
Taos	13
Torrance	5
Valencia	10

### U.S. State:

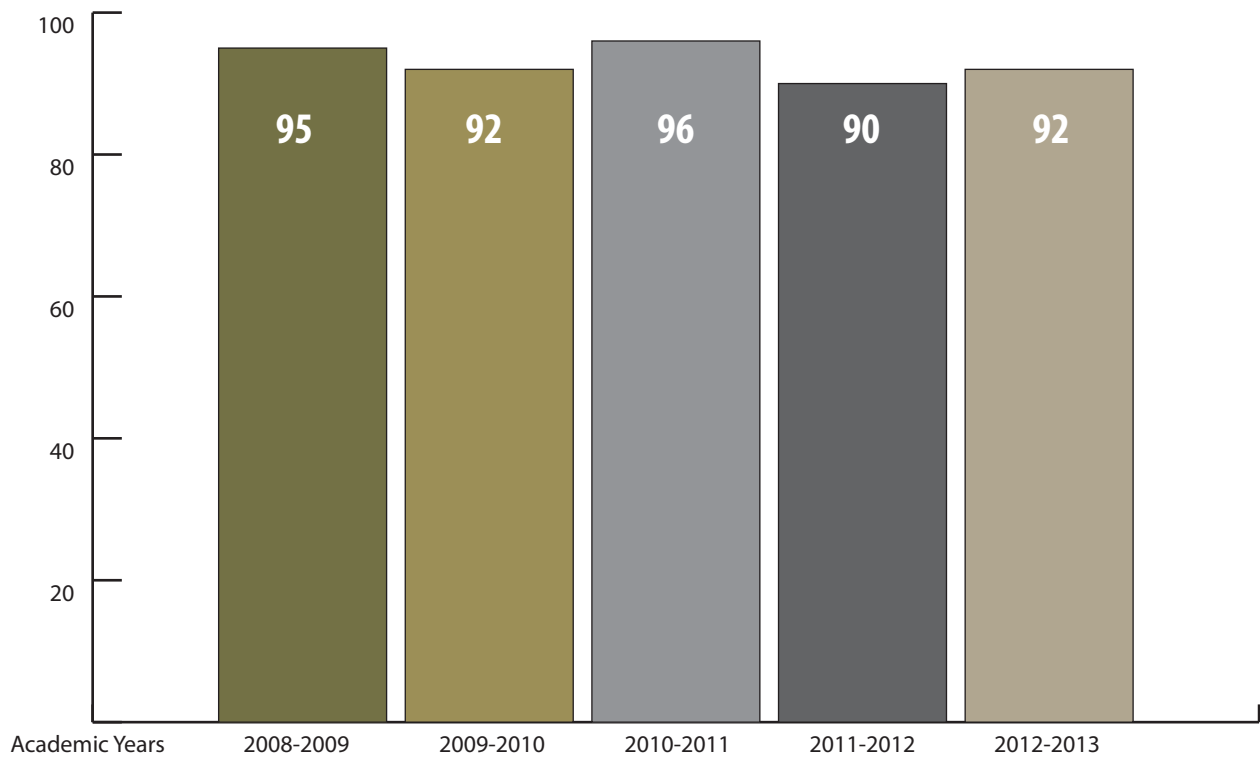
Arizona	13
California	92
Colorado	9
Connecticut	1
Florida	6
Idaho	1
Illinois	1
Indiana	9
Kentucky	1
Michigan	1
Minnesota	1
Montana	1
Nevada	2
New York	2
Ohio	1
Oregon	1
South Dakota	1
Texas	10
Utah	2
Virginia	1
Washington	12
Wyoming	2
US Territory	1
Other Countries	5

Total New Mexico, U.S. States & Other Countries: 424

# Top-10 Sending Institutions to NMHU, Fall 2012



# Tenured and Tenure Track Faculty by Academic Year



## Tenured and Tenure-Track Faculty Positions by Academic Year

School or Department	2008-2009	2009-2010	2010-2011	2011-2012	2012-2013
Biology & Chemistry	5	5	6	8	8
Business, Media & Technology	8	8	7	6	8
Computer & Math Sciences	6	6	6	5	5
Education	19	18	14	18	19
English & Philosophy	9	8	8	7	6
Exercise & Sport Science	5	5	5	4	4
History, Political Science & Languages	8	8	9	8	7
Media Arts	3	4	4	4	4
Natural Resource Management	6	6	6	6	6
Nursing					0
Social & Behavioral Sciences	9	8	9	8	9
Social Work	11	10	11	11	12
Visual & Performing Arts	4	4	4	5	4
<b>TOTALS</b>	<b>95</b>	<b>92</b>	<b>96</b>	<b>90</b>	<b>92</b>

For additional information on NMHU faculty go to [www.nmhu.edu/FacultyStaff/Institutionalresearch/facultydata.aspx](http://www.nmhu.edu/FacultyStaff/Institutionalresearch/facultydata.aspx)

## Full-Time Faculty Demographics, Fall 2012

Ethnicity	Males	Females	Total
Hispanic	19	19	38
White	45	35	80
American Indian	0	0	0
African American Asian	2	1	3
Asian	4	2	6
Pacific Islander	0	0	0
Non-Resident Alien	3	2	5
Two or More	2	2	4
Unknown	4	1	5
TOTAL	79	62	141





## Fall 2012 Full-Time Staff Demographics

	Non-Resident Alien	Hispanic	American Indian/ Alaska Native	Asian	Black or African American	Native Hawaiian/ Pacific Islander	White	Two or More	Unknown	Total
Administrators	0	22	1	0	0	0	11	0	0	34
Professional	2	80	3	0	4	0	44	0	8	141
Clerical	0	65	1	0	1	0	8	2	1	78
Maintenance	0	60	1	0	1	0	3	0	0	65
FT Technician	0	26	3	0	0	0	8	0	0	37
Total	2	253	9	0	6	0	74	2	9	355

Position	Males	Females	Total
Administrators	19	15	34
Professional	70	71	141
Clerical	5	73	78
Maintenance	55	10	65
FT Technician	23	14	37
Total	172	183	355

# Financial Aid

## Aid Awarded to Enrolled Undergraduates 2011-2012

	Need Based	Non-need based
<b>Scholarships/Grants</b>		
Federal	\$5,818,416	\$2,000
State	\$550,674	\$691,201
Institutional		\$642,200
External Sources	\$274,375	\$367,827
Total Scholarships/Grants	\$6,643,465	\$1,703,228
<b>Self-Help</b>		
Student Loans	\$3,639,517	\$2,363,542
Federal Work Study	\$490,672	
State and other work-study	\$182,177	\$3,428
Total Self-Help	\$4,312,366	\$2,366,970
<b>Other</b>		
Parent Loans		\$80,551
Athletic Awards		\$597,114

## Number of Enrolled Students Awarded Aid Fall 2011

	First-Time Full Time Freshmen	Full-Time Undergraduate (Incl. Fresh.)
A) Number of degree-seeking undergraduate students	414	1,622
B) Number of students in line A who applied for need-based financial aid	364	1,399
C) Number of students in line B who were determined to have financial need	310	1,245
D) Number of students in line C who were awarded any financial aid	306	1,141
E) Number of students in line D who were awarded any need-based scholarship or grant aid	281	1,023
F) Number of students in line D who were awarded any need-based self-help aid	102	564
G) Number of students in line D who were awarded any non-need based scholarship or grant aid	247	447
H) Number of students in line D whose need was fully met	4	46
I) The average financial aid package of those in line D	\$1,472	\$1,747
J) Average need-based scholarship and grant award of those in line E	\$1,919	\$1,889
K) Average need-based self-help award of those in line F	\$1,514	\$1,929
L) Average need-based loan of those in line F who were awarded a need-based loan	\$1,605	\$2,056

## Financial Aid - Freshmen Scholarships

Scholarship	Eligibility Criteria	Renewal Criteria	Semester Value
Aim for the Lottery Incentive	HS GPA up to 2.49 (NM Lottery Scholarship eligible)	Renewed as NM Lottery Success Scholarship up to eight (8) semesters of full time undergraduate eligibility with 12 credit hours and a 2.5 GPA per semester	Tuition (1st semester; 2nd semester renewed as NM Lottery)
Road to Success	HS GPA of 2.5-2.99 (NM Lottery Scholarship eligible)	Renewed as NM Lottery Success Scholarship up to eight (8) semesters of full time undergraduate eligibility with 12 credit hours and a 2.5 GPA per semester	Tuition (1st semester only, 2nd semester renewed as NM Lottery Scholarship), Road Book Award \$200 (1st year only)
NMHU Zia	HS GPA of 3.0 and above (NM Lottery Scholarships eligible)	Up to eight (8) semesters of full time undergraduate eligibility with 12 credit hours and a 3.0 GPA per semester.	Tuition and Fees, NMHU ZIA Book Award \$300 per year
Legislative Gold	HS GPA of 3.75 and 25 ACT or valedictorian (NM Lottery Scholarship eligible)	Up to eight (8) semesters of full time undergraduate eligibility with 14 credit hours and a 3.5 GPA per semester	Tuition and Fees, Room and Board stipend, Book Award \$400 per year
Legislative Silver	HS GPA of 3.5 and 22 ACT or designated salutatorian (NM Lottery Scholarship eligible)	Up to eight (8) semesters of full time undergraduate eligibility with 14 credit hours and a 3.4 GPA	Tuition and Fees; Room Stipend, and Book Award \$350 per year
NM Scholars	MUST be top 5% of class or 25 ACT and family income of \$30,000 or less	Up to eight (8) semesters of full time undergraduate eligibility with 12 credit hours and a 3.0 GPA per semester	Tuition and Fees, Book Award \$600 per year
Ken and Sue Crimmins	HS GPA 3.0, Graduate of West Las Vegas HS or Robertson HS (NM Lottery Scholarship eligible)	Up to eight (8) semesters of full time undergraduate eligibility with 12 credit hours per semester and a 2.5 GPA	Tuition and Fees, Book Award \$400 per year
Out of State Competitive	3.5 GPA and 20 ACT/or 3.0 GPA and 23 ACT	Up to eight (8) semesters of full time undergraduate eligibility with 12 credit hours and a 3.0 GPA per semester	Eligible to receive in-state tuition rates, Book Award \$200 per year

*Note: all scholarships are based on the availability of funding and are subject to changes based on actual rates (i.e. tuition, fees, room and board).*

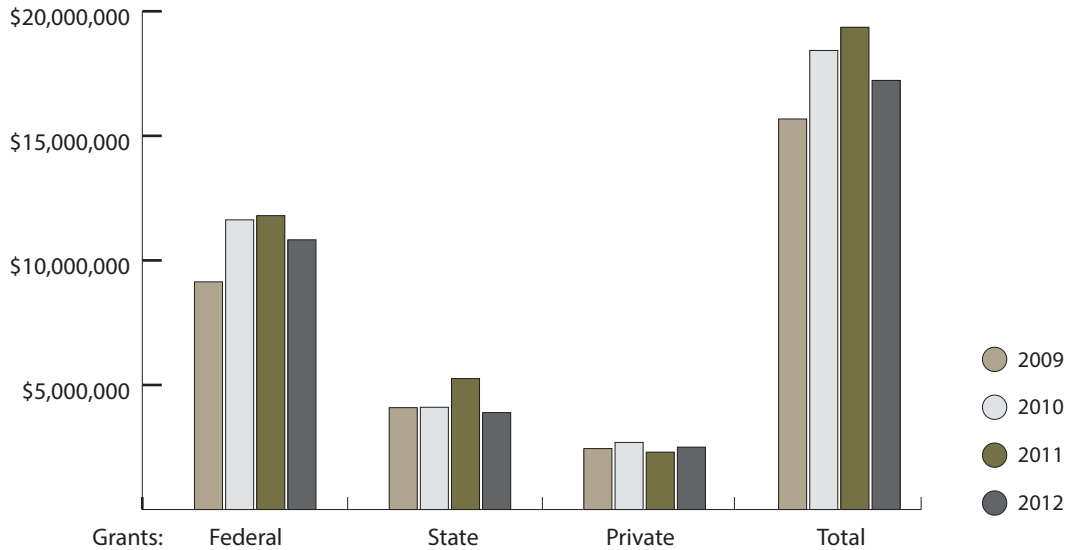
## Summary of Salaries - Estimated Actual 2011-2012

Category	Unrestricted		Restricted	
	FTE	Amount	FTE	Amount
Professional Salaries	144.77	8,097,810	27.56	1,595,506
Full-Time Faculty	138.78	7,244,520	12.61	696,369
Part-Time Faculty	62.22	1,346,761	7.57	151,446
Clerical Salaries	64.07	1,880,774	15.31	536,003
Technical Salaries	118.37	2,668,042	.57	19,993
GA/TA Salaries	22.51	667,241	2.29	68,200
Other Salaries	74.46	1,202,276	35.45	743,719
Federal Work Study	.97	156,197	22.05	366,713
State Work Study	.72	60,177	7.44	123,925
<b>Totals</b>	<b>626.86</b>	<b>23,323,798</b>	<b>130.85</b>	<b>4,301,874</b>

## Revenues by Source - Estimated Actual 2011-2012

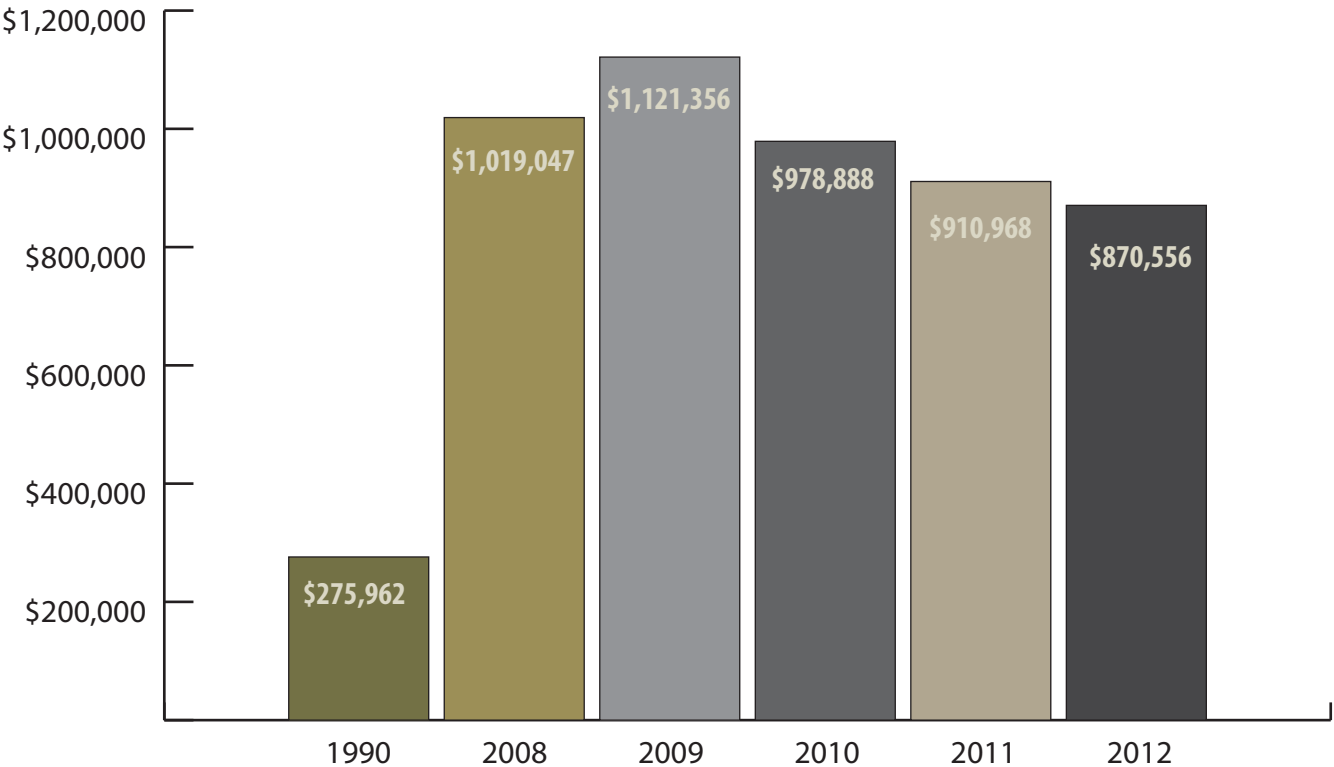
Source	Unrestricted	Restricted
Tuition and Fees	10,918,442	
State Government Appropriations	27,605,870	
Federal Government Grants/Contracts		10,828,568
State Government Grants/Contracts		3,892,363
Private Gifts Grants/Contracts		2,460,292
Endowment/Land/Permanent Fund	263,145	
Sales and Services	5,104,325	26,353
Other Sources	1,436,082	17,909
Totals	45,327,867	17,225,485

# NMHU Budget Analysis



Year	Federal Funding	State Funding	Private Funding	Total
2009	\$9,140,110	\$4,089,627	\$2,447,197	\$15,676,934
2010	\$11,627,423	\$4,105,378	\$2,693,985	\$18,426,786
2011	\$11,798,187	\$5,257,878	\$2,302,956	\$19,359,021
2012	\$10,828,568	\$3,892,363	\$2,504,554	\$17,225,485





# Indirect Costs: Facilities & Administration

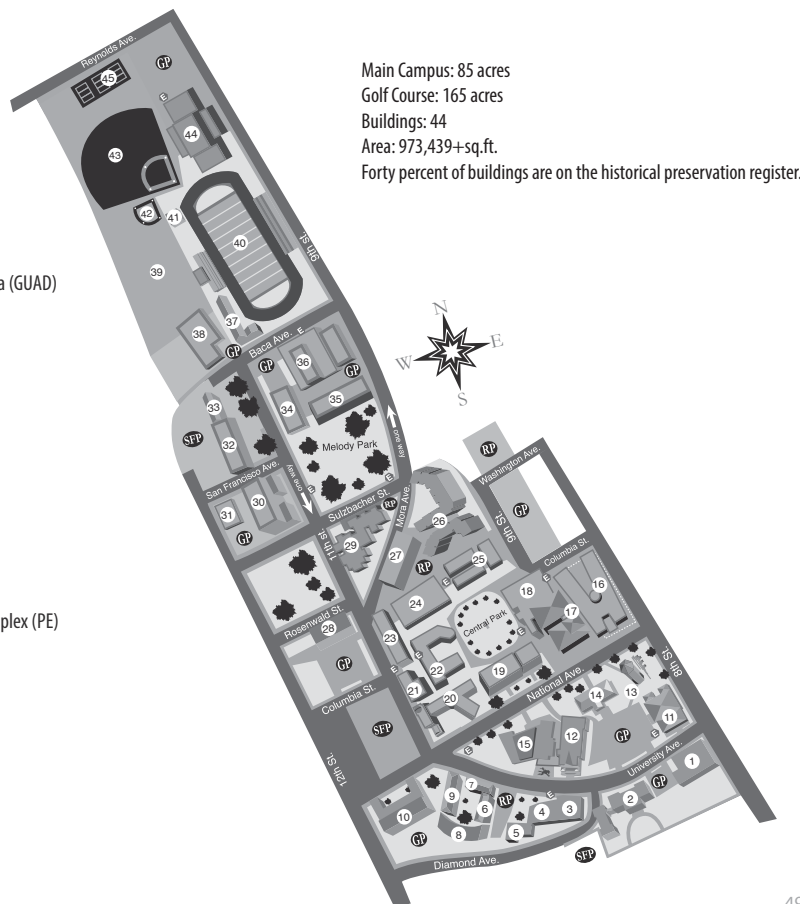




# NMHU Main Campus Map

- |    |   |    |  |
|----|---|----|--|
| 1  | Sala de Madrid (SM)                       | 24 | Archuleta Hall (ARCH)                                  |
| 2  | Douglas Hall (DH)                         | 25 | Connor Hall (CH)                                       |
| 3  | Media Arts East (MAE)                     | 26 | Viles & Crimmin Hall (VCH)                             |
| 4  | Media Arts West (MAW)                     | 27 | Arrott House (ARH)                                     |
| 5  | Purchasing Bldg. (PB)                     | 28 | Industrial Arts Bldg. (IA)                             |
| 6  | Kennedy East (KENE)                       | 29 | Melody Hall (MELH)                                     |
| 7  | Kennedy North (KENN)                      | 30 | Victoria D. de Sanchez Teacher Education Center (STEC) |
| 8  | Kennedy South (KENS)                      | 31 | Child Development Center/Guadalupita (GUAD)            |
| 9  | Kennedy West (KENW)                       | 32 | Facilities Services (FS)                               |
| 10 | Hewett Hall (HH)                          | 33 | Campus Police Bldg. (POL)                              |
| 11 | Felix Martinez Center Bldg. (FM)          | 34 | Champ Tyrone Music Bldg. (MU)                          |
| 12 | Ilfeld Auditorium (ILF)                   | 35 | Gregg House (GREH)                                     |
| 13 | Alumni Centennial Tower                   | 36 | Stu Clark Bldg. (SCB)                                  |
| 14 | Rodgers Administration Bldg. (RAB)        | 37 | Field House (FLDH)                                     |
| 15 | Burris Hall (BH)                          | 38 | Natorium   |
| 16 | Student Union Bldg. (SUB)                 | 39 | Football Practice Field                                |
| 17 | Donnelly Library Ground Floors/ITS (LIBG) | 40 | Perkins Stadium  |
| 18 | Donnelly Library                          | 41 | Concession Stand                                       |
| 19 | Lora M. Shields Science Bldg. (SC)        | 42 | Soft Ball Feild  |
| 20 | Ivan Hilton Science Tech Bldg. (HSCI)     | 43 | Harold K. Brandt Baseball Field                        |
| 21 | Art Foundry (AF)                          | 44 | John A. Wilson Physical Education Complex (PE)         |
| 22 | Sininger Hall (SH)                        | 45 | Tennis Courts  |
| 23 | Engineering Bldg. (ENGR)                  |    |  |

- |   |                       |
|---|-----------------------|
|  | Emergency Station     |
|  | General Parking       |
|  | Resident Parking      |
|  | Staff/Faculty Parking |



Main Campus: 85 acres  
 Golf Course: 165 acres  
 Buildings: 44  
 Area: 973,439+sq.ft.  
 Forty percent of buildings are on the historical preservation register.

## Information Technology

Information Technology Services (ITS) manages New Mexico Highlands University's computing, communications, and other information technology resources. The department works with all members of the campus community to provide guidance, management, and expertise regarding technology plans and strategies designed to support the mission and goals of the university. The highly integrated campus technology environment provides voice over IP, video, and data to classrooms, offices, and residence halls. The staff of ITS works to keep up with rapidly changing applications and technologies to provide faculty, staff and students with the services, tools and technologies needed to compete and succeed in a learning environment. Highlands continues to expand its web-based, public and private cloud services, specifically online learning management systems and associated applications. Enhanced e-mail services, and self-service functionality via the university's administrative software applications are also available to students, faculty, staff and administration.

### Overview:

- Easily accessible computer labs across campus and remote centers.
- Complete wireless coverage is available at all campus and center locations.
- Ethernet ports, wireless access, and cable TV are available in all residence halls.
- A student-run radio station is available live and online via Highlands' website.
- ITS supports a number of different kinds of mobile devices that take advantage of the university's wireless network.
- Classroom technology including an instructor PC, SMARTboard, and projection units are available in a majority of classrooms, on campus and at remote centers.



