






2018-2019  
**FACTBOOK**





## Contents

Overview for FY 2018-19 -----	4
Strategic Plan Executive Summary-----	5
Statement from President Minner-----	6
NMHU Board of Regents-----	7
Organizational Structure FY 2018-2019 -----	8

### Programs of Study

Undergraduate Programs of Study -----	9
Undergraduate Programs of Study (continued)-----	10
Graduate Programs of Study -----	11
Graduate Programs of Study (continued)-----	12

### Degrees

Bachelor’s vs. Master’s Degrees-----	13
Undergraduate Degrees Conferred By Major -----	14
Graduate Degrees Conferred By Major -----	15
Fall Headcounts By Campus -----	16

### Student Credit Hours and Full-Time Equivalences

Four-Year Course Enrollment -----	17
Total Student Credit Hours And Full-Time Equivalent -----	18
Total FTE vs. Main Campus FTE -----	18
Ethnic Enrollment Trends -----	19
Total Student Enrollment Trends 1914-2018 -----	20

### First-Time, Full-Time Freshmen Student Trends

Percent of Full-Time, First-Time Freshman Retained to Second Fall Semester -----	21
---	----

High School GPA for Fall Semester on First-Time, Full-Time Freshman -----	22
High School Rank for Fall Semester on First-Time, Full-Time Freshman -----	22
First-Time, Full-Time Freshman County Enrollment-----	23
First-Time, Full-Time Freshman State Enrollment Origin -----	24
First-Time, Full-Time Freshmen Graduation Rates -----	25

### Transferring Students

Top Transfer Institutions -----	26
---------------------------------	----

### Financial Aid

Student Financial Aid 2018-19 -----	27
Undergraduate Scholarships -----	28
Undergraduate Scholarships -----	29
Undergraduate Scholarships -----	30
2017 NMHU Diversity of Full-Time Faculty and Staff -----	31

### Institutional Finances

Summary of Salaries-----	32
Revenues by Source -----	33
Fiscal Year Budget Analysis Facilities and Administration - Indirect Cost Recovery-----	34
Information Technology -----	35
Main Campus -----	36

## Overview for FY 2018-19

The annual NMHU Fact book is a publication of the Office of Institutional Effectiveness and Research in the Office of Academic Affairs. The Office of Institutional Effectiveness and Research is the official source of University statistics that are provided to the State of New Mexico— Higher Education Department, IPEDS, faculty, staff, students, and countless other constituencies who require such data.

This statistical information is utilized for, and supports, decision making processes within all academic and administrative units of the University, Faculty Senate and various committees within the Institution, the Board of Regents, state and federal agencies, and professional and private organizations.

The Office coordinates the collection of data, preparation of reports, and the submission of files. It also publishes research reports that reflect information gathered from current or archived files.

Every effort has been made to ensure that the data contained in this document is accurate. For further information about this and other reports, contact Shawn Flood, Institutional Research & Assessment Analyst at 505-426-2020.

University President: Dr. Sam Minner

Board of Regents Chairman: Mr. Leveo Sanchez

Homepage Address: [www.nmhu.edu](http://www.nmhu.edu)

Location of Main Campus: Las Vegas, NM

Office of Admissions Phone Number: 1-800-338-6648

University Accreditation: Higher Learning Commission

## Strategic Plan Executive Summary

### Mission

New Mexico Highlands University is a public comprehensive university serving our local and global communities. Our mission is to provide opportunities for undergraduate and graduate students to attain an exceptional education by fostering creativity, critical thinking and research in the liberal arts, sciences, and professions within a diverse community.

### Vision

Our vision is to be a premier comprehensive university transforming lives and communities now and for generations to come.

### Core Values

Excellence, Diversity, Accessibility, Responsiveness

### Strategic Goals for 2020

- Highlands University will achieve academic excellence, academic integration and student success.
- Highlands University will achieve strategic enrollment management.
- Highlands University will achieve a vibrant campus life.
- Highlands University will be a community partner.
- Highlands University will achieve technological advancement and innovation.
- Highlands University will achieve enhanced communication and efficiency.

More information online at [www.nmhu.edu/highlands2020/](http://www.nmhu.edu/highlands2020/)

Excellence

Diversity

Accessibility

Responsiveness

Core Values

## Statement from President Minner

New Mexico Highlands University (NMHU) has been an important educational, cultural, social, and economic asset in New Mexico and particularly Northern New Mexico since 1893. Our graduates achieve great things for themselves and for the many communities they serve.



We take pride in thinking about Highlands as a center of Affordable Excellence. Quite simply, Highlands is an excellent value---a place students receive a great education at a very affordable cost. We strive to focus on student success and one important factor in student success is affordability. But, other outcomes are also important at NMHU. We want our students to experience deep and meaningful learning commonly associated with high-impact educational practices such as undergraduate research, internships, study-abroad experiences, service learning projects directly connected with classes, and other community-based activities. We want our students to graduate with the knowledge and tools to achieve a successful first-destination---a good job or placement in a good graduate program. We also want our graduates to have a successful long-term career. We seek to engineer a student experience characterized by a vibrant campus life including extracurricular activities, a rich co-curricular environment, and for those students desiring a residential experience, a safe and comfortable living environment. Most critically, at Highlands we focus on both roots and branches---each student's unique background, cultural heritage, and familial values and customs while also focusing on branches---each student's goals, passions, and dreams. We honor the past---the roots---but are also honored to be a part of the future---the branches.

I personally feel very fortunate to be even a small part of our noble mission and to play a small role in making the dreams of our students come true.

A handwritten signature in black ink, which appears to read "Sam Minner". The signature is fluid and cursive, written in a professional style.

Sam Minner, President

## NMHU Board of Regents



**Leveo Sanchez** is a dynamic leader with decades of domestic and international business success and distinguished public service. He is a New Mexico native and returned to the state in 2006. From 1966 through 2005, Sanchez established several successful businesses in governmental and management consulting, banking, real estate development and investment, property management, and export trading.



**Dan Padilla** brings more than 25 years of experience in secondary education to the Board. He is a retired principal from Los Lunas High School (New Mexico ). He earned both his bachelor's and masters in counseling and secondary education administration at Highlands University.



**LouElla Marr-Montoya** gained more than 30 years of experience in higher education administration and counseling through various positions at Luna Community College. She earned her M.A. in guidance and counseling from Highlands as well as her B.A. in sociology, psychology and secondary education.



**Frank Marchi** has had a distinguished career as an insurance executive for Manuel Lujan Insurance, Inc. in Albuquerque, where he is currently a business consultant. Prior to that, he was chief operating officer, president of the board of directors, and senior vice president for the insurance agency.



**John Ramon Vigil**, an Española, New Mexico, native, is a senior majoring in history with a minor in management. Upon graduation, he plans to pursue an MBA at Highlands. He has served as president pro-tem of HU's student senate and a peer adviser for the Academic Support Office and Career Services Office.

\*\*Regents listed above as of 17/18 academic year.

# Organizational Structure FY 2018-2019

Board of Regents



Dr. Sam Minner, President

Cuddy & McCarthy, Legal Counsel  
Sutin Thayer & Browne, Legal Counsel  
Miller Stratvert P.A., Legal Counsel



Mr. Max Baca  
VP for Finance &  
Administrative Services



Dr. Roxanne Gonzales  
Provost & VP for  
Academic Affairs



Dr. Kimberly Blea  
Dean of Students



Dr. Theresa Law  
VP for Advancement



Dr. Edward Martinez  
Interim VP for Strategic  
Enrollment Management



## Associate Degree Options

- General Engineering (AS)
- Early Childhood Multicultural Education (AA)
- Music (AA)
- Social Behavioral Sciences (AA)

## Bachelor's and Minor Degree Options

### Department of Biology

- Biology (BA, BS, or Minor)
- Concentrations:
  - Teaching

### Department of Chemistry

- Chemistry (BA, BS, or Minor)
- Concentration: Biochemistry (BA)

### Department of Computer & Mathematical Sciences

- Computer Science (BA, BS, or Minor)
- Concentrations:
  - Individualized Program (BA, BS)
  - Information Systems (BA)
  - Software/Hardware Systems (BS)
- Mathematics (BA, BS, or Minor)
- Math/Computer Science for Secondary School Teachers (BA)
- Math/Computer Science for Elementary School Teachers (Minor)
- Physics (Minor)

## Undergraduate Programs of Study

### Department of English and Philosophy

- English (BA or Minor)
- English Writing (Minor)

### Department of History and Political Science

- History (BA or Minor)
- Political Science (BA or Minor)
- Concentrations:
  - Law Emphasis
  - Liberal Arts

### Department of Languages & Culture

- Spanish (BA or Minor)
- Native American/Hispanic Cultural Studies (Minor)

### Department of Visual and Performing Arts

- Fine Arts (BA, BFA, or Minor)
- Concentrations:
  - Pre-Professional (BFA)
  - Interdisciplinary (BFA)
  - Liberal Arts (BA)
- Music (BA, BFA, or Minor)
- Concentrations:
  - Music Technology and Composition (BA)
  - Music Education (BA)
  - Music Vocal Performance (BFA)
  - Music Production (BFA)
  - Universal Music (BA)
- Art (Minor)

- Art History (Minor)

### Department of Exercise and Sport Sciences

- Health (BA or Minor)
- Concentrations:
  - Health Education
  - Health Promotion and Wellness
  - Pre-professional Allied Health
- Human Performance and Sport (BA, or Minor)
- Concentrations:
  - Exercise Science
  - Physical Education
  - Recreation & Sport Management
- Coaching (Minor)
- Recreation (Minor)

### Department of Natural Resources Management

- Environmental Geology (BS)
- Concentrations:
  - Geology
  - Water Resources
  - Environmental Science
- Forestry (BS)
- Concentrations:
  - Wildland Fire (Concentration and Minor)
  - Wildlife Management (Minor)
  - Forestry Management
- Conservation Management (BA)

## Undergraduate Programs of Study (continued)

Geology (Minor)  
Environmental Science (Minor)  
Geographic Information Systems (GIS) (Minor, or Certificate)  
Forest Watershed Management (Certificate)

### Department of Nursing

Nursing (BSN) (Licensed RNs only)

### Department of Sociology, Anthropology and Criminal Justice

Sociology/Anthropology (BA)

Concentrations:

American Indian Studies

Anthropology

Criminology

Sociology

Criminal Justice Studies (BA, or Minor)

Sociology (Minor)

Anthropology (Minor)

### Department of Psychology

Psychology (BA, BS, or Minor)

### Interdepartmental

University Studies (BA)

General Science for Secondary Teachers (BA)

Cognitive Science (Minor)

Combined Science (Minor)

General Science for Elementary Teachers (Minor)

Womens Studies (Minor)

### School of Business, Media and Technology

Bachelors of Business Administration (BBA)

Concentrations:

Accounting

General Business

Finance

Management

Marketing

Media Marketing

Minors:

Accounting

General Business

Finance

Management

Marketing

Certificates:

Accounting

Finance

Human Resource Management

Marketing

### Department of Media Arts and Technology

Software Systems Design (BSSD, or Minor)

Media Arts (BA, or Minor)

Media Arts (BFA)

Concentrations:

Multimedia and Interactivity

Photographic Imaging

Visual Communication

Video and Audio

### School of Education

Department of Teacher Education

Early Childhood Multicultural Education (BA, or Minor)

Concentration:

Age 3 to Grade 3

Birth to Age 4 (Non-Licensure Option/NLIC)

Birth to Age 4 (Licensure Option)

Elementary Education (BA)

English as a Second Language (Minor)

Bilingual/TESOL Education (Minor)

Secondary Education (Minor, or Certificate)

### Department of Special Education

Special Education (BA, Minor, or Certificate)

### Facundo Valdez School of Social Work

Social Work (BSW)

**College of Arts & Sciences**  
**Department of Biology (MS)**

Natural Sciences

Concentration: Biology (thesis and non-thesis)

**Department of Chemistry (MS)**

Applied Chemistry

**Department of Computer & Mathematical Sciences**

Media Arts and Computer Science (MA/MS)

Concentration:

Computer Science

**Department of English (MA)**

Concentrations:

Creative Writing

Linguistics, Literacy and Composition

Literature

**Department of Exercise and Sports Sciences (MA)**

Human Performance and Sport

Optional Concentrations:

Teacher Education

Sports Administration

**Department of History and Political Science (MA)**

Public Affairs

**Graduate Programs of Study**

Concentrations:

Applied Sociology

History

Political and Governmental Processes

**Southwest Studies (MA)**

Concentrations:

History/Political Science

**Department of Natural Resources Management (MS)**

Natural Sciences

Concentrations:

Environmental Science and Management

Geology

Certificates:

Geographical Information Systems (GIS)

**Department of Psychology (MS)**

Psychology

Concentrations:

General Psychology

Clinical Counseling/Psychology

**Department of Sociology, Anthropology, and Criminal Justice**

Public Affairs (MA)

Concentrations:

Applied Sociology

Southwest Studies (MA)

Concentrations:

Anthropology

Certificates:

Cultural Resource Management

**Department of Visual and Performing Arts**

Post Baccalaureate Certificate in Fine Arts

**School of Business, Media and Technology**

Master in Business Administration (MBA)

Concentrations:

Accounting

Finance

International Business

Human Resources Management

Management

Marketing

Certificates:

Accounting

Finance

Human Resources Management

Marketing

**Media Arts and Computer Science (MA/MS)**

With concentrations in:

Media Arts

Software Systems Design (MSSD)

### School of Education

#### Department of Counseling & Guidance (MA)

Counseling

Concentrations:

Clinical Mental Health

Clinical Rehabilitation

School Rehabilitation

Rehabilitation Counseling with Specialization in

Vocational Evaluation

Certificates:

Professional Counseling (Licensed Mental

Health Counseling)

Rehabilitation Counseling, (CRC, PED K-12)

School Counseling (PED K-12)

#### Department of Educational Leadership (MA)

Educational Leadership

Certificate:

Educational Leadership

#### Department of Special Education (MA)

Special Education

Certificates:

Special Education

#### Department of Teacher Education (MA)

## Graduate Programs of Study (continued)

Curriculum and Instruction

Emphasis areas:

Bilingual Education

Reading

English as a Second Language

Teaching English as a Second Language (TESOL)

Or a specific content area (e.g. math, English, history, science, etc.)

Certificates:

Advanced Placement

Bilingual Education

Reading

Secondary Education

Teaching English as a Second Language (TESOL)

#### Facundo Valdez School of Social Work (MSW)

Master of Social Work

Concentrations:

Clinical Practice

Bilingual/Bicultural Clinical Practice

(Albuquerque campus only)

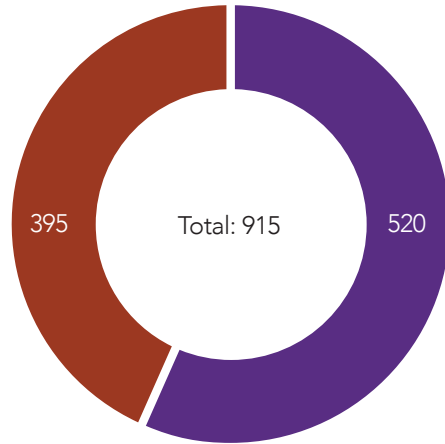
Leadership and Administration (Albuquerque campus only)



Dual Degree, MSW/MBA (Albuquerque campus only)




Source: Registrar -- Programs listed are what was available during the 2018-2019 catalog

## Bachelor's vs. Master's Degrees: Summer 2017, Fall 2017, & Spring 2018



-  Bachelor's Degree
-  Master's Degree



## Undergraduate Degrees Conferred By Major

Major	2014 - 15	2015 - 16	2016 - 17	2017 - 18	Four Yr. Total
Art	3	1	7	1	12
Biology	21	14	16	20	71
Business Administration	76	79	85	76	316
Chemistry	1	8	2	9	20
Computer Science	2	6	9	6	23
Conservation Management	0	5	1	2	8
Criminal Justice Studies	26	23	42	18	109
Early Chldhd Multicultural Edu	19	13	11	31	74
Elementary Education	45	36	24	19	124
English	2	5	5	7	19
Environmental Geology	3	4	6	3	16
Fine Art	0	0	0	2	2
Forestry	9	7	13	3	32
General Science Education	0	0	0	1	1
Health	5	13	7	11	36
History	3	1	7	7	18

Human Performance & Sport	31	43	35	29	138
Mathematics	0	4	1	4	9
Media Arts	13	10	10	5	38
Music	3	7	8	5	23
Nursing	47	57	74	48	226
Political Science	4	4	4	3	15
Psychology	12	29	27	38	106
Social Work	112	121	122	133	488
Sociology/Anthropology	6	9	5	8	28
Software Systems Design	1	1	1	4	7
Spanish	3	2	1	2	8
Special Education	9	3	11	7	30
University Studies	9	9	16	18	52
Totals	465	514	550	520	2049

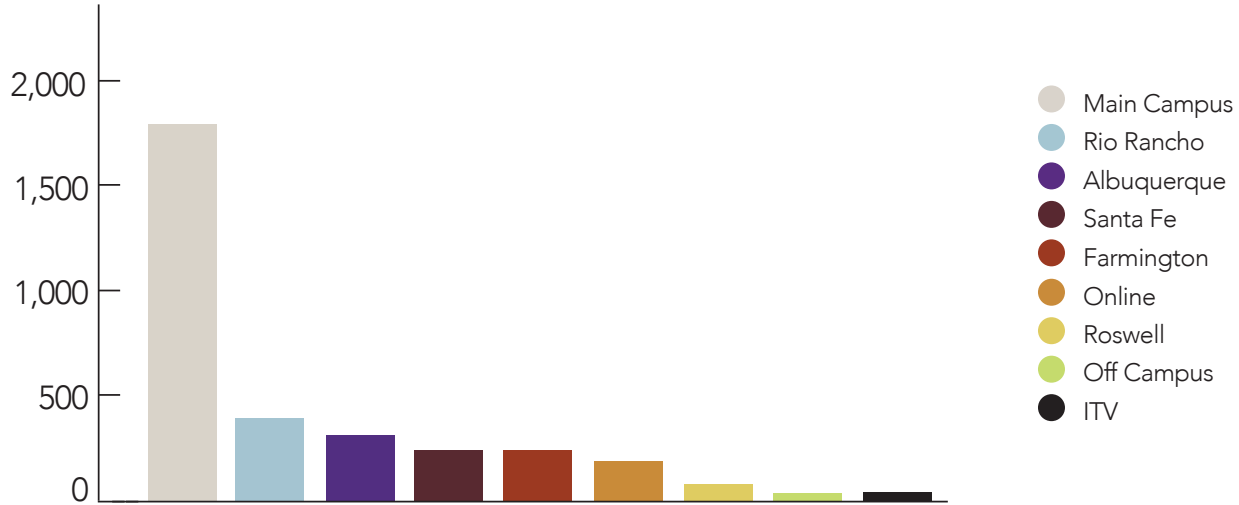
\*Degrees counted as of Academic Year, Summer, Fall, & Spring

## Graduate Degrees Conferred By Major

Major	2014 - 15	2015 - 16	2016 - 17	2017-18	Four Yr. Total
Business Administration	70	60	75	84	289
Chemistry	7	2	0	5	14
Curriculum and Instruction	47	18	48	27	140
Educational Leadership	28	27	24	11	90
English	7	9	6	4	26
Guidance and Counseling	50	60	59	54	223
Human Performance & Sport	18	13	16	12	59
Life Science	8	11	5	1	25
Media Arts & Computer Science	20	3	3	3	29
Natural Sciences	7	8	5	7	27
Psychology	5	6	8	16	35
Public Affairs	1	4	6	9	20
Social Work	143	141	140	138	562
Software Systems Design	1	5	1	2	9
Southwest Studies	1	1	1	1	4
Special Education	24	30	34	21	109
Totals	430	390	426	395	1661
*Degrees counted as of Academic Year, Summer, Fall, & Spring					



## Fall Headcounts By Campus



Fall Semester	Main	Rio Rancho	Albuquerque	Santa Fe	Farmington	Online	Roswell	Off Campus	ITV
2018	1742	413	335	229	230	183	20	3	2

Note: Counts based on student selection when registering, as of census.



## Four-Year Course Enrollment

Undergraduate Student Credit Hour				
Fall Semester	2015	2016	2017	2018
Main Campus	17,827	16,425	14,935	13,260
Albuquerque Center	1,619	1,660	1,565	1,213
Rio Rancho Center	1,298	1,388	1,006	546
Santa Fe Center	874	968	707	457
Farmington Center	805	1,182	732	607
Online	4,489	4,996	4,869	6,309
Off Campus	408	148	104	72
ITV	NA	NA	NA	75

Undergraduate Full-Time Equivalent*				
Fall Semester	2015	2016	2017	2018
Main Campus	1,188	1,095	996	884
Albuquerque Center	108	111	104	81
Rio Rancho Center	87	93	67	36
Santa Fe Center	58	65	47	30
Farmington Center	54	79	49	40
Online	299	333	325	421
Off Campus	27	10	7	5
ITV	NA	NA	NA	5

Graduate Student Credit Hour				
Fall Semester	2015	2016	2017	2018
Main Campus	2,162	2,495	2,241	2,254
Albuquerque Center	2,052	2,165	2,342	2,159
Rio Rancho Center	1,148	1,186	1,098	1,021
Santa Fe Center	107	392	431	409
Farmington Center	591	537	401	375
Online	3,142	3,057	3,489	3,773
Off Campus	646	583	163	18
Roswell	NA	NA	NA	90
ITV	NA	NA	NA	103

Graduate Full-Time Equivalent**				
Fall Semester	2015	2016	2017	2018
Main Campus	180	208	187	188
Albuquerque Center	171	180	195	180
Rio Rancho Center	96	99	92	85
Santa Fe Center	9	33	36	34
Farmington Center	49	45	33	31
Online	262	255	291	314
Off Campus	54	49	14	2
Roswell	NA	NA	NA	8
ITV	NA	NA	NA	9

Note: 2018 data taken as of census  
 \*Undergraduate FTE = SCH/15  
 \*\*Graduate FTE = SCH/12

## Total Student Credit Hours & Full-Time Equivalent

Fall Semester	2015	2016	2017	2018
UG Student Credit Hour	27,320	26,767	23,918	22,539
UG Full-Time Equivalent*	1,821	1,786	1,595	1,503
GR Student Credit Hour	10,050	10,415	10,165	10,202
GR Full-Time Equivalent**	838	869	848	850

## Total FTE vs. Main Campus FTE

Fall Semester	2015	2016	2017	2018
Undergraduate Total FTE*	1,821	1,786	1,595	1,503
Undergraduate Main Campus FTE*	1,188	1,095	996	884
Graduate Total FTE**	838	869	848	850
Graduate Main Campus FTE**	180	208	187	188

Note: 2018 data taken as of census

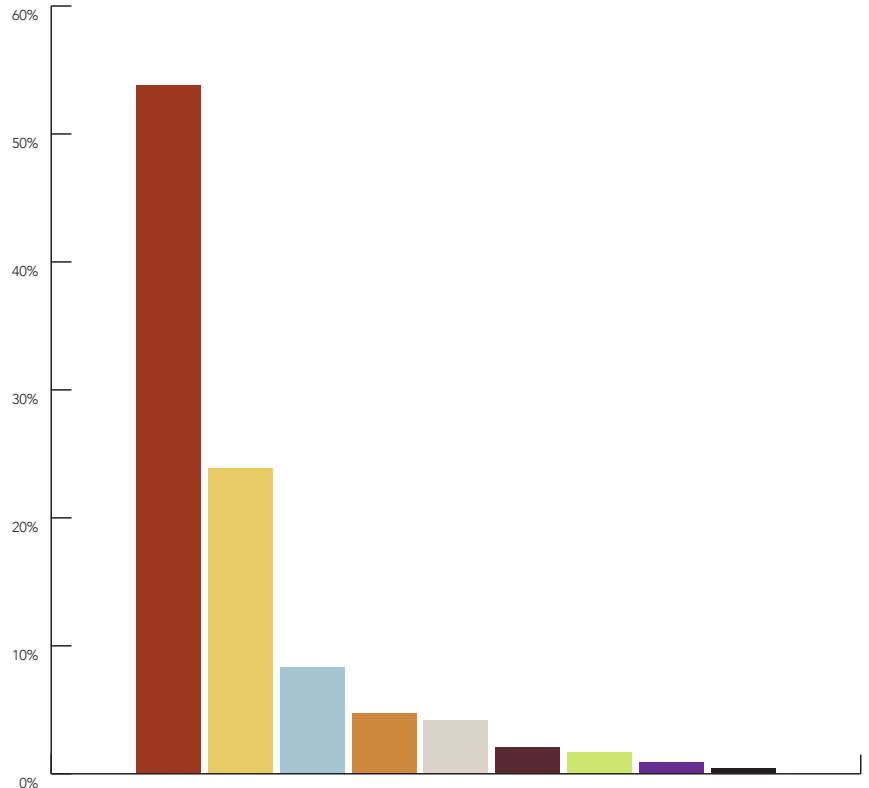
\*Undergraduate FTE = SCH/15

\*\*Graduate FTE = SCH/12

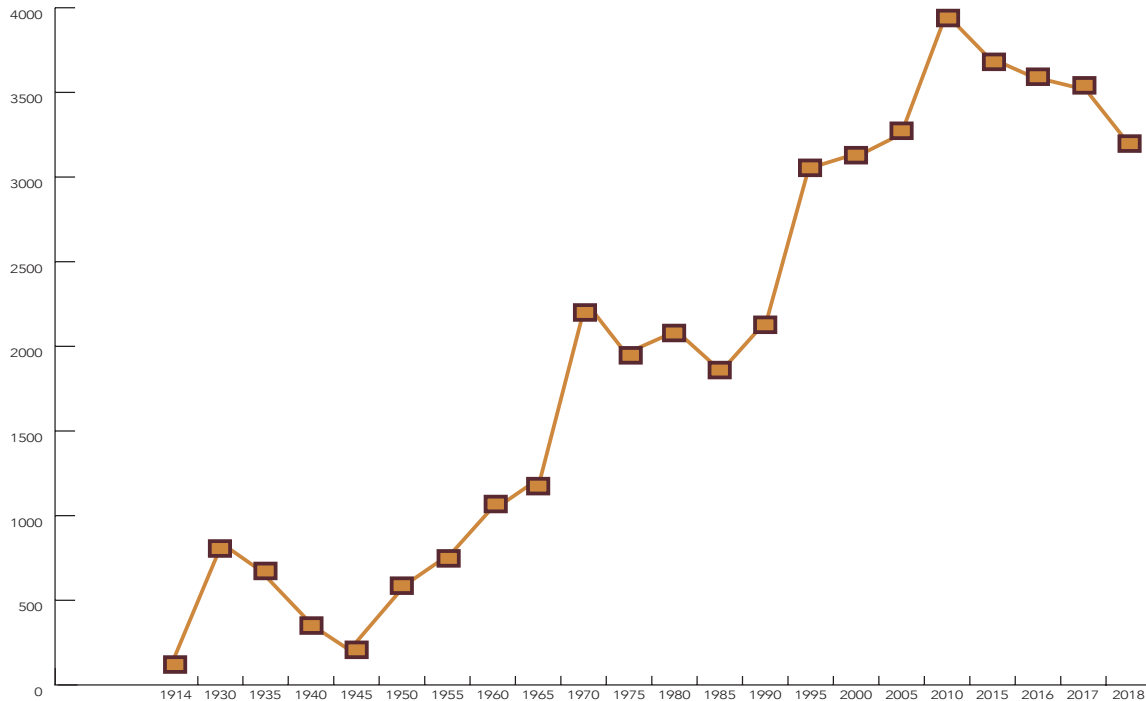
## Ethnic Enrollment Trends

Fall Semester	2015	2016	2017	2018
African American	4.4	4.0	4.4	4.2
American Indian	7.1	7.3	8	8.3
Asian	0.9	0.9	1.1	0.9
Hawaiian	0.4	0.5	0.4	0.4
Hispanic	52.4	51.9	53.8	53.8
Non-Resident Alien	5.8	5.2	5.1	4.7
White	24.6	23.2	23.4	23.9
Two or more	1.4	1.6	1.7	1.7
Unknown	3.1	2.6	2.3	2.1

- Hispanic
- Hawaiian
- White
- Two or more
- American Indian
- Asian
- Non-Resident Alien
- Unknown
- African American

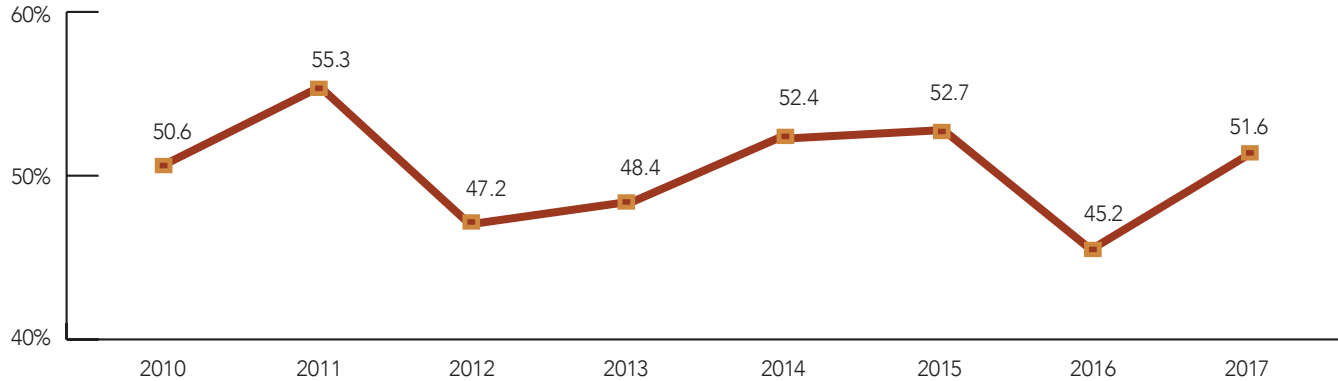


## Total Student Enrollment Trends 1914–2018



Fall Semester	1914	1930	1935	1940	1945	1950	1955	1960	1965	1970	1975	1980	1985	1990	1995	2000	2005	2010	2015	2016	2017	2018
Headcount	128	732	697	362	204	687	724	1,009	1,425	2,479	1,950	2,220	1,843	2,445	3,139	3,229	3,484	3,806	3,608	3,512	3,284	3,181

### Percent of Full-Time, First Time Freshman Retained to Second Fall Semester



Academic Year First Enrolled	2010	2011	2012	2013	2014	2015	2016	2017
Percent	50.6%	55.3%	47.2%	48.4%	52.4%	52.7%	45.2%	51.6%
Note: Cohorts taken as of fall census.								

## High School GPA for Fall Semester on First-Time, Full-Time Freshman

HS GPA	2014	2015	2016	2017	2018
4.00 +	3.87%	2.98%	2.98%	2.37%	5.60%
3.50-3.99	15.48%	15.18%	16.69%	17.79%	22.30%
3.00-3.49	27.08%	25.60%	25.60%	28.85%	33.10%
2.50-2.99	21.73%	23.81%	22.92%	33.60%	26.00%
2.25-2.49	5.95%	8.93%	12.20%	6.72%	7.80%
2.00-2.24	4.76%	6.55%	6.25%	3.56%	3.30%
<2.00	3.27%	2.98%	3.57%	3.16%	1.90%
Total Reporting	276	289	304	243	269
Overall GPA Mean	3.05	2.98	2.99	3.03	3.13

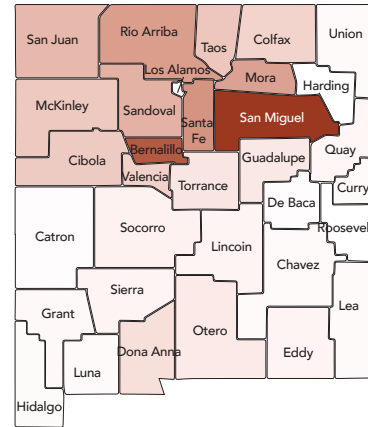
## High School Rank for Fall Semester on First-Time, Full-Time Freshman

HS Percentile	2014	2015	2016	2017	2018
>=90	6.82%	7.58%	6.82%	5.93%	9.30%
70-89	20.45%	20.83%	23.11%	19.76%	24.20%
50-69	21.59%	23.48%	26.52%	24.90%	25.80%
30-49	18.18%	23.48%	17.80%	19.37%	21.20%
<30	15.53%	17.80%	20.45%	13.83%	19.50%
Total Reporting	218	246	250	212	236

## First-Time, Full-Time Freshman County Enrollment

New Mexico Counties:	Fall 2015	Fall 2016	Fall 2017	Fall 2018	Total
San Miguel	80	64	70	82	296
Bernalillo	32	32	15	28	107
Santa Fe	14	13	8	18	53
Rio Arriba	6	17	17	8	48
Mora	13	6	11	16	46
Sandoval	12	13	4	9	38
San Juan	6	15	5	8	34
Taos	6	11	8	2	27
McKinley	0	6	10	10	26
Cibola	8	11	4	2	25
Valencia	7	5	5	5	22
Colfax	6	4	3	8	21
Dona Ana	6	3	4	2	15
Torrance	1	4	6	1	12
Guadalupe	0	5	3	3	11
Otero	4	1	2	3	10
Socorro	1	1	2	2	6
Lincoln	0	2	1	2	5
Sierra	3	0	1	1	5
Eddy	1	3	1	0	5
Quay	1	3	0	0	4
Grant	0	1	0	2	3

Los Alamos	1	2	0	0	3
Curry	0	0	1	1	2
Chavez	0	0	1	1	2
Lea	1	0	1	0	2
Luna	1	1	0	0	2
Union	0	0	1	0	1
Hildago	0	0	0	1	1
De Baca	1	0	0	0	1
Catron	0	1	0	0	1
<b>Total</b>	<b>211</b>	<b>224</b>	<b>184</b>	<b>215</b>	<b>834</b>

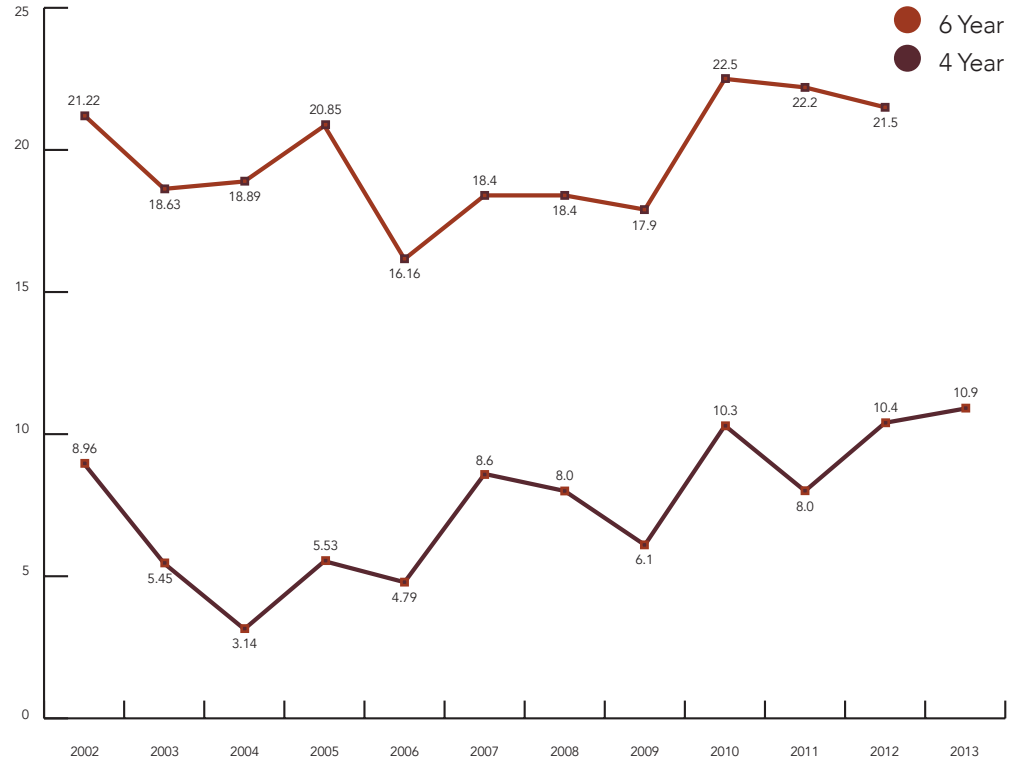





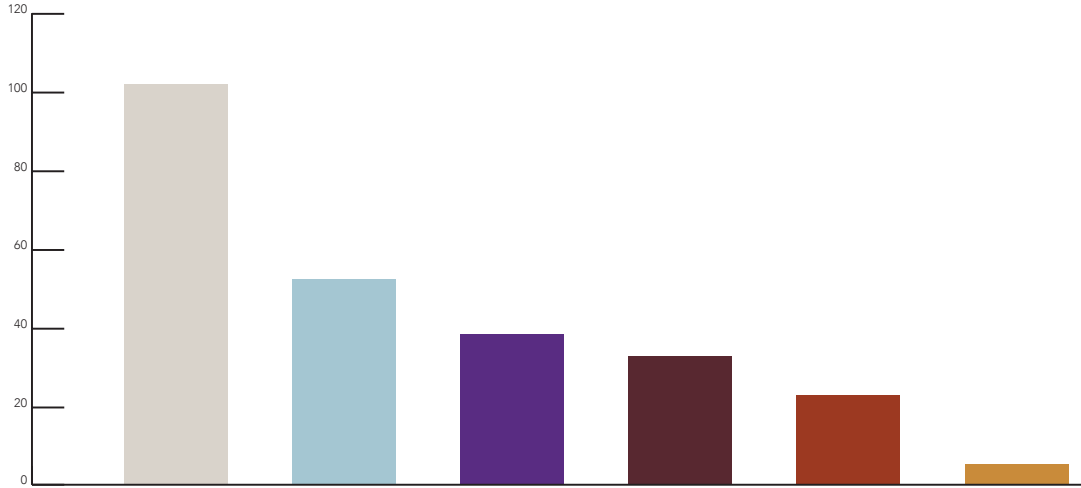


## First-Time, Full Time Freshman Graduation Rates

Years to Graduation (Cumulative)			
Fall		Graduation Rate	
Term	Cohort	Year 4	Year 6
2002	212	8.96%	21.22%
2003	220	5.45%	18.63%
2004	254	3.14%	18.89%
2005	235	5.53%	20.85%
2006	396	4.79%	16.16%
2007	347	8.6%	18.4%
2008	437	8.0%	18.4%
2009	379	6.1%	17.9%
2010	320	10.3%	22.5%
2011	414	8.0%	22.2%
2012	424	10.4%	21.5%
2013	349	10.9%	



## Top Transfer Institutions for Fall 2018



Transfer Institution	Count
Central New Mexico CC	106
San Juan College	56
Santa Fe Community College	38
University Of New Mexico	32
Luna Community College	23
Dine College	5

## Student Financial Aid 2018-19

Group 1 All undergraduate students Fall 2017	1,935
Group 2 Of those in Group 1, those who are full-time, first-time degree/certificate-seeking	254
Of those in Group 2, those who were awarded any Federal Work Study, loans to students, or grant or scholarship aid from the federal government, state/local government, the institution, or other sources known to the institution	242
Of those in Group 2, those who were awarded any loans to students or grant or scholarship aid from the federal government, state/local government, or the institution	241
Of those in Group 2, those paid the in-state or in-district tuition rate and who were awarded grant or scholarship aid from the federal government, state/local government, or the institution	174
Group 4 Of those in Group 2, those paid the in-state or in-district tuition rate and who were awarded any Title IV federal student aid	142
Source: IPEDS Student Financial Aid 2018-19, Section 1, Part A.	

## Undergraduate Scholarships

### New Mexico Residents

#### College Incentive Grant:

\$500 first semester

- 2.0-2.49 HS GPA per high school transcript.
- Student is required to complete enrollment success program during first semester at NMHU
- Upon completion of enrollment success program with at least a 2.5 GPA and 15 credits, students will be awarded a onetime \$250 book scholarship
- Will convert to NM lottery scholarship pending the completion of 15 credit hours with a 2.5 GPA. Current eight semester value with Lottery approximately \$11,670

#### Freshmen Success Scholarship:

\$500 per semester

Eligibility: 2.5 – 2.99 HS GPA

- Student is required to complete enrollment success program during first semester at NMHU
- Will convert to NM lottery scholarship plus \$500 for 7 semesters pending the completion of 15 credit hours per semester with a 2.5 GPA. Current 8 semester value with lottery approximately \$14,920.

#### Dean's Scholarship:

\$2,800 (\$2,000 first semester and \$800 second semester)

Eligibility: 3.0 HS GPA

- Will convert to Lottery Scholarship\* plus \$800 for 7 semesters with completion of 15 credits and 2.5 GPA in first and subsequent semesters. Current eight semester value with Lottery approximately \$18,100.
- Otherwise, \$800 second semester and renewable for an additional 6 semesters at \$800 per semester with completion of 15 credits and 2.5 GPA in second and subsequent semesters (\$7,600 value).

Total eligibility is 8 semesters.

#### Presidential Silver Scholarship:

\$5,000 (\$3,200 first semester and \$1,800 second semester)

Eligibility: 3.5 HS GPA and 22 ACT

- Will convert to Lottery Scholarship\* plus \$1,500 for seven semesters with completion of 15 credits and 2.5 GPA in first and subsequent semesters. Current eight semester value with Lottery approximately \$26,300.
- Otherwise, \$1,800 second semester and renewable

for an additional 6 semesters at \$1,800 per semester with completion of 15 credits and 2.5 GPA in second and subsequent semesters (\$15,800 value) or \$2,000 per semester with completion of 15 credits and 3.0 GPA in second and subsequent semesters (\$17,200 value).

Total eligibility is 8 semesters.

#### Presidential Gold Scholarship:

\$6,000 (\$3,700 first semester and \$2,300 second semester)

Eligibility: 3.75 HS GPA and 25 ACT

- Will convert to Lottery Scholarship\* plus \$2,000 for seven semesters with completion of 15 credits and 2.5 GPA first and subsequent semesters. Current eight semester value with Lottery approximately \$30,300.
- Otherwise, \$2,300 second semester and renewable for an additional 6 semesters at \$2,300 per semester with completion of 15 credits and 2.5 GPA in second and subsequent semesters (\$19,800 value) or \$2,500 per semester with completion of 15 credits and 3.0 GPA in second and subsequent semesters (\$21,200 value).

Total eligibility is 8 semesters.

## Undergraduate Scholarships

### Regent's New Mexico Scholars Scholarship:

Tuition and Fees plus \$500 per semester.

Eligibility: Top 5 percent of class or 25 ACT, family income of \$60,000 or less.

Per statute, recipients must complete at least 12 credits per semester with a minimum 3.0 GPA. An average load of 15 credits per semester is strongly recommended. At current rates for tuition and fees, the eight semester value of a Regent's Scholarship is \$23,200.

Total eligibility is 8 semesters.

### \* NM Lottery Scholarship:

Recent graduates of a NM high school or GED recipients are eligible for a Lottery Scholarship to cover tuition (or some portion thereof as determined by the Higher Education Department annually). Students must complete 15 or more college credit hours with a 2.5 GPA in their first semester or they will lose their eligibility. The Lottery Scholarship may be earned for a total of seven (7) semesters subject to maintaining a 2.5 GPA and 15 credits per semester.

### College Affordability Grant:

Maximum of \$1,000 per semester

Eligibility: Need based grants for undergraduate NM residents who do not qualify for other state grants or

scholarships and are not recent high school graduates

### Student Incentive Grant:

NM residents with substantial unmet financial need

### Out-of-State Residents

#### NM Opportunity Scholarship:

\$2000 per semester

Eligibility:

- 3.0 or higher HS GPA and 22 ACT or equivalent SAT score
- Must complete 15 credit hours per semester with a minimum 3.0 GPA
- Renewable for up to 7 semesters pending the completion of 15 credit hours per semester with 3.0 or higher GPA
- Must live on-campus in residence halls
- Must purchase a university meal plan

### Competitive Scholarship:

out-of-state tuition reduced to in-state tuition rates and \$200 Foundation scholarship. High School GPA of 3.5 and 20 ACT or 3.0 GPA and 23 ACT. Renewable for 7 semesters with 15 credit hours and a 3.0 GPA.

## Transfer Students

Transfer scholarships are awarded based on a student's admission status on a first come first serve basis. It is important to apply for admission as soon as possible.

### New Mexico Residents:

#### Dean's Transfer Scholarship:

- \$750 per semester with a 3.0-3.49 transfer GPA and an Associate's Degree
- \$500 per semester with a 3.0-3.49 transfer GPA and no Associate's Degree
- Renewable for up to 6 semesters based on credits transferred and subject to the completion of 12 credit hours per semester with a 3.0 or higher GPA
- Does not apply to online only programs

#### Presidential Transfer Scholarship:

- \$1000 per semester with a 3.5 or higher transfer GPA and an Associate's Degree
- \$750 per semester with a 3.5 or higher GPA and no Associate's Degree

## Undergraduate Scholarships

c. Renewable for up to 6 semesters based on credits transferred and subject to the completion of 12 credit hours per semester with a 3.0 or higher GPA

d. Does not apply to online only programs

**Legislative Endowment Scholarship: \$1,000**

(\$500 per semester)

Eligibility: 3.0 or better cumulative GPA per college transcript

Renewable for up to an additional 3 semesters based on credits transferred and subject to completion of 15 credits and a 3.0 GPA per semester at NMHU.

**PTK (Phi Theta Kappa) Scholarship: \$500**

(\$250 per semester)

Eligibility: Current member of PTK and a transfer GPA of 3.0 or better

Annual scholarship; non-renewable

**Out-of-State Residents:**

**New Mexico Success Transfer Scholarship:**

\$2000 per semester

Eligibility: 3.0 or higher transfer GPA with an Associate's Degree

a. Renewable for up to 4 semesters pending the completion of 12 credit hours per semester with a minimum 3.0 GPA

b. Must maintain satisfactory academic progress (pace of progression, must not exceed max time-frame)

c. Must live on-campus in residence halls

d. Must purchase a university meal plan



## 2017 NMHU Diversity of Full-Time Faculty and Staff

Race/Ethnicity/Gender	Faculty # (N = 141)	Faculty % (N = 141)	Staff # (N = 315)	Staff % (N = 315)
African American	2	1.4%	8	2.5%
American Indian	1	0.7%	5	1.6%
Asian	5	3.5%	1	0.3%
Hispanic	40	28.4%	226	71.7%
Native Hawaiian/Pacific Islander	0	0.0%	0	0.0%
White/Other	76	53.9%	56	17.8%
Two or more Races	2	1.4%	3	1.0%
Nonresident Alien	10	7.1%	6	1.9%
Unknown	5	3.5%	10	3.2%
Men	74	52.5%	149	47.3%
Women	67	47.5%	166	52.7%
Source: IPEDS HR 2017-18 Part B1- Full-time Non-Instructional Staff by Occupational Category Source: IPEDS HR 2017-18 Part A3- Full-time Instructional Staff - Totals				

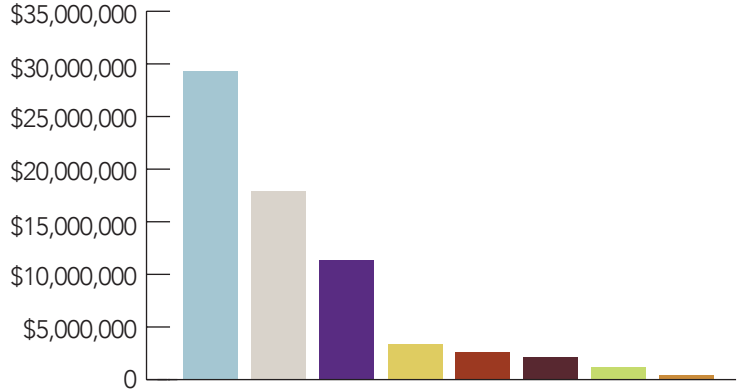
## Summary of Salaries (FY 2018)

Category	Unrestricted		Restricted	
	FTE	Amount	FTE	Amount
Professional Salaries	147.35	8,499,161	20.23	950,005
Full-Time Faculty	131.79	8,051,367	6.58	425,674
Part-Time Faculty	47.32	1,113,238	4	397,705
Clerical Salaries	55.91	1,743,863	8.34	292,485
Technical Salaries	87.51	2,504,779	1	37,292
GA/TA Salaries	19.69	645,831	0.3	68,409
Other Salaries	181.07	2,215,021	30.2	437,326
Federal Work Study	15.57	221,496	15.26	238,047
State Work Study	4.47	81,286	6.27	97,771
Totals	690.68	25,076,042	92.18	2,944,714



## Revenues by Source (FY 2018)

Source	Unrestricted	Restricted
State Government Appropriations	29,090,900	0
Tuition and Fees	18,726,904	0
Federal Government Grants/Contracts	0	11,358,652
Sales and Services	3,522,481	0
Private Gifts Grants/Contracts	0	2,042,946
State Government Grants/Contracts	0	1,967,338
Other Sources	966,501	7,150
Endowment/Land/Permanent Fund	290,203	0
<b>Totals</b>	<b>52,596,989</b>	<b>15,376,086</b>

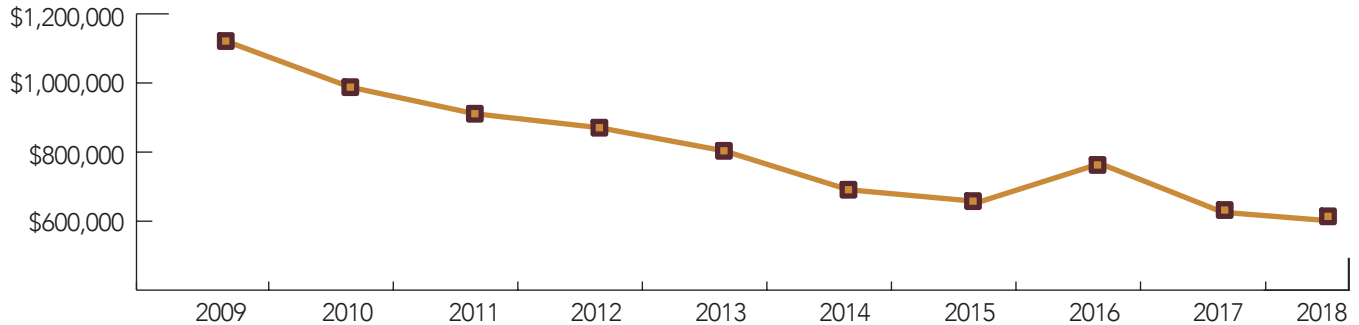


- State Government Appropriations
- Private Gifts Grants/Contracts
- Tuition and Fees
- Federal Government Grants/Contracts
- State Government Grants/Contracts
- Other Sources
- Sales and Services
- Endowment/Land/Permanent Fund

## Fiscal Year Budget Analysis

Fiscal Year	Federal Funding	State Funding	Private Funding	Total
2010	\$11,627,423	\$4,105,378	\$2,693,985	\$18,426,786
2011	\$11,798,187	\$5,257,878	\$2,302,956	\$19,359,021
2012	\$10,828,568	\$3,892,363	\$2,504,554	\$17,225,485
2013	\$9,766,740	\$3,698,387	\$2,714,081	\$16,179,208
2014	\$9,083,100	\$3,846,459	\$2,516,008	\$15,455,567
2015	\$8,372,142	\$4,029,683	\$3,099,381	\$15,501,206
2016	\$8,114,163	\$4,252,373	\$2,928,184	\$15,294,720
2017	\$9,085,493	\$3,965,104	\$1,759,115	\$14,809,712
2018	\$11,358,652	\$1,967,338	\$2,050,096	\$15,376,086

## Facilities and Administration - Indirect Cost Recovery



Fiscal Year	2009	2010	2011	2012	2013	2014	2015	2016	2017	2018
Dollar Amount	1,121,356	978,888	910,968	870,556	803,637	691,071	658,129	696,456	630,887	613,211

## Information Technology

Information Technology Services (ITS) supports and manages New Mexico Highlands University's technology environment. The department works with all members of the campus community to provide support, guidance, and expertise related to technology plans and strategies designed to support the mission and goals of the University. The highly integrated campus technology environment provides voice communication services, video conferencing, and network connectivity to classrooms, offices, and residence halls. ITS staff strive to keep pace with the rapidly changing applications and technologies to provide faculty, staff and students with the services, tools and technologies needed to compete and succeed in a learning environment. NMHU continues to expand its web-based public and private cloud services, specifically online learning management systems and associated applications. Enhanced e-mail services, and self-service functionality via the University's administrative software applications are also available to students, faculty, staff and administration

### Overview

- Easily accessible computer labs across campus and remote centers.
- 24 x 7 Helpdesk technology support services to the universities technology community.
- Audio Visual (A/V) support for classrooms and meeting rooms.
- Complete wireless network coverage is available at all campus and center locations.
- Ethernet ports, wireless access, and Cable TV are available in all residence halls.
- A student-run radio station is available live and online via NMHU's website.
- Support assistance for mobile devices taking advantage of the University's wireless network.
- Classroom technology including an instructor PC, SMART board, and Projectors in classrooms on campus and at remote centers.

## Main Campus



**E** Emergency Station

**GP** General Parking

**RP** Resident Parking

**SFP** Staff/Faculty Parking

Main Campus – 85 acres

Golf Course – 165 acres

Buildings – 44

Area – 1,789,741 sq.ft.

Forty percent (16%) of buildings are on the historical preservation register.

