

IPEDS 2022-23 Data Collection System

IPEDS HELP DESK (877) 225-2568 | ipedshelp@rti.org
OMB NO. 1850-0582 v.30 : Approval Expires 8/31/2025
User ID: P1878971

12-month Enrollment 2022-23

Institution: New Mexico Highlands University (187897)

User ID: P1878971

Overview

12-month Enrollment Overview

The 12-month Enrollment component collects unduplicated student enrollment counts and instructional activity data for an entire 12-month period. Using the instructional activity data reported, a full-time equivalent (FTE) student enrollment at the undergraduate and graduate level is estimated (4-year institutions only). Institutions with Doctor's - professional practice students will also report the FTE enrollment of those students (4-year institutions only). NCES uses the FTE enrollment to produce indicators such as expenses by function per FTE as reported in the IPEDS Data Feedback Report.

Data Reporting Reminder:

- All institutions must use the July 1 - June 30 reporting period.
- Report data to accurately reflect the time period corresponding with the IPEDS survey component, even if such reporting is seemingly inconsistent with prior-year reporting.

Changes to reporting:

The following changes were implemented for the 2022-23 data collection period:

- The "Nonresident alien" terminology has been changed to "U.S. Nonresident" but should include the same category of students.
- A question about gender has been added at the end of the Part A to collect information about students for whom gender does not fit the binary gender (Men/Women) categories provided. **Institutions should still allocate those students to the Men/Women categories throughout the survey component at this time.** There are also new FAQs to help with questions about the new reporting.
- A part-time column was added for graduate student unduplicated enrollment counts.
- References to summer term were changed to summer session.
- FAQ #4 has been removed as it refers to an old change.
- FAQ #7 on consistent reporting of EF, E12, and OM has been updated for clarification.
- FAQ on reporting undocumented and DACA students has been updated along with instructions.

Resources:

- To download the survey materials for this component: [Survey Materials](#)
- To access your prior year data submission for this component: [Reported Data](#)

If you have questions about completing this survey, please contact the IPEDS Help Desk at 1-877-225-2568.

Institution: New Mexico Highlands University (187897)


User ID: P1878971

Undergraduate Instructional Activity Type

Which instructional activity units will you use to report undergraduate instructional activity?

- Undergraduate instructional activity data in Part B may be reported in units of clock hours or credit hours.
- Please note that any graduate level instructional activity must be reported in credit hours. (4-year institutions only)

- Clock hours
- Credit hours
- Both clock and credit hours (some undergraduate programs measured in clock hours and some measured in credit hours)

 You may use the box below to provide additional context for the data you have reported above. Context notes will be posted on the College Navigator website. Therefore, you should write all context notes using proper grammar (e.g., complete sentences with punctuation) and common language that can be easily understood by students and parents (e.g., spell out acronyms).

Institution: New Mexico Highlands University (187897)

Part A - Unduplicated Count for Full-time Undergraduate Students

12-month Unduplicated Count by Race/Ethnicity and Gender - Full-time Undergraduate Students

July 1, 2021 – June 30, 2022

Reporting Reminders:

- The 12-month unduplicated count must be equal or greater than the corresponding prior year fall enrollment.
- Report Hispanic/Latino individuals of any race as Hispanic/Latino
- Report race for non-Hispanic/Latino individuals only
- Even though Teacher Preparation certificate programs may require a bachelor's degree for admission, they are considered subbaccalaureate undergraduate programs, and students in these programs are undergraduate students.

Men

Students enrolled for <u>credit</u>	Degree/certificate-seeking			Total degree/certificate-seeking	Non-degree/non-certificate-seeking	Total, Full-time undergraduate students
	First-time	Non-first-time				
		Transfer-in	Continuing/Returning			
<u>U.S. Nonresident</u>	4		12	16	1	17
<u>Hispanic/Latino</u>	46	25	155	226	40	266
<u>American Indian or Alaska Native</u>	1		18	19	1	20
<u>Asian</u>			1	1	5	6
<u>Black or African American</u>	11	16	61	88		88
<u>Native Hawaiian or Other Pacific Islander</u>		2	4	6	1	7
<u>White</u>	5	14	47	66	10	76
Two or more races	3	6	13	22	1	23
<u>Race and ethnicity unknown</u>	1	1	4	6	3	9
Total men	71	64	315	450	62	512
Total men prior year	88	98	328	514	0	514

Women

Students enrolled for <u>credit</u>	Degree/certificate-seeking			Total degree/certificate-seeking	Non-degree/non-certificate-seeking	Total, Full-time undergraduate students
	First-time	Non-first-time				
		Transfer-in	Continuing/Returning			
<u>U.S. Nonresident</u>	8	5	20	33	1	34
<u>Hispanic/Latino</u>	40	64	308	412	68	480
<u>American Indian or Alaska Native</u>	7	18	65	90	1	91
<u>Asian</u>			4	4	1	5
<u>Black or African American</u>	5	2	9	16		16
<u>Native Hawaiian or Other Pacific Islander</u>			1	1		1
<u>White</u>	10	26	65	101	5	106
Two or more races	2	4	16	22	1	23
<u>Race and ethnicity unknown</u>			2	2	4	6
Total women	72	119	490	681	81	762
Total women prior year	103	168	526	797	2	799

Grand total (2021-22)	143	183	805	1,131	143	1,274
Prior year data:						

Grand total (men+women) prior year	191	266	854	1,311	2	1,313
Total Full-time undergraduate enrollment Fall 2021 <i>NOTE: Grand total (2021-22) calculated above is expected to be greater than total Full-time undergraduate enrollment Fall 2021.</i>	146	149	678	973	2	975

Institution: New Mexico Highlands University (187897)

Part A - Unduplicated Count for Part-time Undergraduate Students

12-month Unduplicated Count by Race/Ethnicity and Gender - Part-time Undergraduate Students

July 1, 2021 – June 30, 2022

Reporting Reminders:

- The 12-month unduplicated count must be equal or greater than the corresponding prior year fall enrollment.
- Report Hispanic/Latino individuals of any race as Hispanic/Latino
- Report race for non-Hispanic/Latino individuals only
- Even though Teacher Preparation certificate programs may require a bachelor's degree for admission, they are considered subbaccalaureate undergraduate programs, and students in these programs are undergraduate students.

Men

Students enrolled for <u>credit</u>	Degree/certificate-seeking			Total degree/certificate-seeking	Non-degree/non-certificate-seeking	Total, Part-time undergraduate students
	First-time	Non-first-time				
		Transfer-in	Continuing/Returning			
<u>U.S. Nonresident</u>		1	5	6		6
<u>Hispanic/Latino</u>	3	11	94	108	1	109
<u>American Indian or Alaska Native</u>		2	11	13		13
<u>Asian</u>				0		0
<u>Black or African American</u>			33	33	1	34
<u>Native Hawaiian or Other Pacific Islander</u>			5	5		5
<u>White</u>	2	4	36	42		42
Two or more races		1	10	11		11
<u>Race and ethnicity unknown</u>	1		1	2		2
Total men	6	19	195	220	2	222
Total men prior year	3	26	165	194	27	221

Women

Students enrolled for <u>credit</u>	Degree/certificate-seeking			Total degree/certificate-seeking	Non-degree/non-certificate-seeking	Total, Part-time undergraduate students
	First-time	Non-first-time				
		Transfer-in	Continuing/Returning			
<u>U.S. Nonresident</u>	2	5	13	20		20
<u>Hispanic/Latino</u>	6	59	256	321		321
<u>American Indian or Alaska Native</u>	1	18	58	77		77
<u>Asian</u>		1	6	7		7
<u>Black or African American</u>		3	6	9		9
<u>Native Hawaiian or Other Pacific Islander</u>				0		0
<u>White</u>		26	92	118		118
Two or more races	1		12	13		13
<u>Race and ethnicity unknown</u>		3	2	5		5
Total women	10	115	445	570	0	570
Total women prior year	9	125	423	557	49	606

Grand total (2021-22)	16	134	640	790	2	792
Prior year data:						

Grand total (men+women) prior year	12	151	588	751	76	827
Total Part-time undergraduate enrollment Fall 2021 <i>NOTE: Grand total (2021-22) calculated above is expected to be greater than total Part-time undergraduate enrollment Fall 2021.</i>	7	89	382	478	91	569

Institution: New Mexico Highlands University (187897)

User ID: P1878971

Part A - Unduplicated Count for Undergraduate Students

12-month Unduplicated Count by Race/Ethnicity and Gender - Undergraduate Student Total

July 1, 2021 – June 30, 2022

Men

Students enrolled for credit	Total full-time undergraduate students	Total part-time undergraduate students	Grand total, all undergraduate students
<u>U.S. Nonresident</u>	17	6	23
<u>Hispanic/Latino</u>	266	109	375
<u>American Indian or Alaska Native</u>	20	13	33
<u>Asian</u>	6	0	6
<u>Black or African American</u>	88	34	122
<u>Native Hawaiian or Other Pacific Islander</u>	7	5	12
<u>White</u>	76	42	118
Two or more races	23	11	34
<u>Race and ethnicity unknown</u>	9	2	<input checked="" type="checkbox"/> 11
Total men	512	222	734

Women

Students enrolled for credit	Total full-time students	Total part-time students	Grand total, all students
<u>U.S. Nonresident</u>	34	20	54
<u>Hispanic/Latino</u>	480	321	801
<u>American Indian or Alaska Native</u>	91	77	168
<u>Asian</u>	5	7	12
<u>Black or African American</u>	16	9	25
<u>Native Hawaiian or Other Pacific Islander</u>	1	0	1
<u>White</u>	106	118	224
Two or more races	23	13	36
<u>Race and ethnicity unknown</u>	6	5	11
Total women	762	570	1,332
Grand Total (men+women)	1,274	792	2,066

Institution: New Mexico Highlands University (187897)

Part A - Unduplicated Count for Graduate Students

12-month Unduplicated Count by Race/Ethnicity and Gender - Full-time and Part-time Graduate Students

July 1, 2021 – June 30, 2022

Reporting Reminders:

- The 12-month unduplicated count must be equal or greater than the corresponding prior year fall enrollment.
- Report Hispanic/Latino individuals of any race as Hispanic/Latino
- Report race for non-Hispanic/Latino individuals only
- Report **all** postbaccalaureate degree and certificate students as graduate students, **including any doctor's - professional practice students (formerly first-professional)**

Men

Students <u>enrolled for credit</u>	Total <u>full-time</u>	Total <u>part-time</u>	Total <u>graduate students</u>
<u>U.S. Nonresident</u>	<input type="text" value="22"/>	<input type="text" value="6"/>	28
<u>Hispanic/Latino</u>	<input type="text" value="52"/>	<input type="text" value="85"/>	137
<u>American Indian or Alaska Native</u>	<input type="text" value="14"/>	<input type="text" value="15"/>	29
<u>Asian</u>	<input type="text" value=""/>	<input type="text" value="2"/>	<input checked="" type="checkbox"/> 2
<u>Black or African American</u>	<input type="text" value="10"/>	<input type="text" value="9"/>	19
<u>Native Hawaiian or Other Pacific Islander</u>	<input type="text" value=""/>	<input type="text" value="1"/>	1
<u>White</u>	<input type="text" value="50"/>	<input type="text" value="63"/>	113
Two or more races	<input type="text" value="4"/>	<input type="text" value="4"/>	8
<u>Race and ethnicity unknown</u>	<input type="text" value="5"/>	<input type="text" value="6"/>	11
Total men	157	191	348
Total men prior year			347

Women

Students <u>enrolled for credit</u>	Total <u>full-time</u>	Total <u>part-time</u>	Total <u>Graduate students</u>
<u>U.S. Nonresident</u>	<input type="text" value="18"/>	<input type="text" value="18"/>	36
<u>Hispanic/Latino</u>	<input type="text" value="229"/>	<input type="text" value="273"/>	502
<u>American Indian or Alaska Native</u>	<input type="text" value="63"/>	<input type="text" value="54"/>	117
<u>Asian</u>	<input type="text" value="5"/>	<input type="text" value="8"/>	13
<u>Black or African American</u>	<input type="text" value="6"/>	<input type="text" value="9"/>	15
<u>Native Hawaiian or Other Pacific Islander</u>	<input type="text" value="2"/>	<input type="text" value=""/>	2
<u>White</u>	<input type="text" value="142"/>	<input type="text" value="156"/>	298
Two or more races	<input type="text" value="13"/>	<input type="text" value="15"/>	28
<u>Race and ethnicity unknown</u>	<input type="text" value="13"/>	<input type="text" value="14"/>	27
Total women	491	547	1,038
Total women prior year			922

Grand total (2021-22)	648	738	1,386
Prior year data:			
Unduplicated headcount (2020-21)			1,269
i Total enrollment Fall 2021 <i>NOTE: Grand total (2021-22) calculated above is expected to be greater than Total enrollment Fall 2021.</i>	628	473	1,101

Institution: New Mexico Highlands University (187897)

User ID: P1878971

Part A - Gender Unknown or another gender than Men/Women categories

12-month Unduplicated Count by Gender Unknown or another gender than provided men/women categories

- The 'gender unknown' category is to report students for whom the institution does not know a gender.
- Institutions should not ask students that do not select a binary gender to allocate themselves to a binary gender category; it is up to the institution to allocate unknown students and students that indicate another gender into the binary categories throughout the forms where required. One method commonly used by institutions is to allocate these students to the binary categories required in other parts of the form using the proportion of men to women reported.

Is your institution able to report **another gender** for the 2022-23 data collection? If you indicate 'No', your institution should leave the cells in the rows for '**Another gender**' blank (i.e., do not report 0). If you indicate 'Yes', but no students identified as **another gender**, please enter '0'.

Undergraduate students:

- Yes
- No

Graduate students:

- Yes
- No

Of the total students reported, how many students did you allocate to a binary gender category (Men/Women) because their gender was unknown or another gender than the provided categories?

	Number of students	
	Undergraduate students	Graduate students
Grand total	2,066	1,386
Gender unknown (i.e., gender information is not known or not collected).	<input type="text" value="0"/>	<input type="text" value="0"/>
Another gender (i.e., gender information is known but does not fall into either of the mutually exclusive binary categories provided [Men/Women]).	<input type="text" value="0"/>	<input type="text" value="0"/>
Total of Gender unknown + Another gender	0	0
Total of Students for whom gender is known and falls into one of the mutually exclusive binary categories provided [Men/Women]	2,066	1,386

Institution: New Mexico Highlands University (187897)


User ID: P1878971

Part A – 12-month Enrollment by Distance Education Status

12-month Unduplicated Count - Distance Education Status

July 1, 2021 – June 30, 2022

	Undergraduate Students		Graduate Students
	Degree/certificate-seeking	Non-degree/non-certificate-seeking	
Students <i>enrolled exclusively</i> in distance education courses	782	22	463
Students <i>enrolled in at least one but not all</i> distance education courses	391	11	881
Students <i>not enrolled in any</i> distance education courses	748	112	42
Total (from prior part A screens)	1,921	145	1,386

 You may use the box below to provide additional context for the data you have reported above. Context notes will be posted on the College Navigator website. Therefore, you should write all context notes using proper grammar (e.g., complete sentences with punctuation) and common language that can be easily understood by students and parents (e.g., spell out acronyms).

Institution: New Mexico Highlands University (187897)

Part B - Instructional Activity

12-month Instructional Activity

July 1, 2021 - June 30, 2022

Instructional Activity Reporting Reminder:

- Instructional activity is used to calculate an IPEDS FTE based on the institution's reported calendar system.
- Graduate credit hour activity should not include any doctor's – professional practice activity, the total of those students' FTE is entered separately instead.

FTE Reporting Reminder:

- Institutions need not report their own calculations of undergraduate or graduate FTE unless IPEDS FTE calculations would be misleading for comparison purposes among all IPEDS reporting institutions.

Instructional Activity

	2021-22 total activity	Prior year data
Undergraduate level:		
<u>Credit hour activity</u>	36,772	41,487
Graduate level:		
<u>Credit hour activity</u>	22,083	21,413


Full-Time Equivalent (FTE) of Students

Calendar system (as reported on the prior year IC Header survey component):	Semester
---	----------

If the IPEDS calculated FTE estimates below are not reasonable, **AND** you have reported the correct instructional activity hours above, enter your best FTE estimate in the "Institution reported FTE" column below and save the page. This option should be used **ONLY** if the calculated estimate is not reasonable for your institution and IPEDS comparisons.

Please provide your best estimate of undergraduate and graduate FTE for the 12-month reporting period **only if the calculated FTE estimate below is not reasonable for IPEDS comparison purposes**. Please provide an explanation in the context box if the option is used due to Coronavirus Pandemic.

	Calculated FTE 2021-22	Institution reported FTE 2021-22	Prior year FTE 2020-21
Undergraduate student FTE	1,226	1,226	1,383
Graduate student FTE	920	920	892
Total FTE students	2,146	2,146	2,275

 Context notes will be posted on the College Navigator website. Therefore, you should write all context notes using proper grammar (e.g., complete sentences with punctuation) and common language that can be easily understood by students and parents (e.g., spell out acronyms).

Prepared by

Prepared by

Reporting Reminders:

- The name of the preparer is being collected so that we can follow up with the appropriate person in the event that there are questions concerning the data.
- The Keyholder will be copied on all email correspondence to other preparers.
- The time it took to prepare this component is being collected so that we can continue to improve our estimate of the reporting burden associated with IPEDS.
- Please include in your estimate the time it took for you to review instructions, query and search data sources, complete and review the component, and submit the data through the Data Collection System.
- Thank you for your assistance.

This survey component was prepared by:

<input checked="" type="radio"/>	Keyholder	<input type="radio"/>	SFA Contact	<input type="radio"/>	HR Contact
<input type="radio"/>	Finance Contact	<input type="radio"/>	Academic Library Contact	<input type="radio"/>	Other

Name:

Email:

How many staff from your institution only were involved in the data collection and reporting process of this survey component?

Number of Staff (including yourself)

How many hours did you and others from your institution only spend on each of the steps below when responding to this survey component?
Exclude the hours spent collecting data for state and other reporting purposes.

Staff member	Collecting Data Needed	Revising Data to Match IPEDS Requirements	Entering Data	Revising and Locking Data
Your office	<input type="text"/> hours	<input type="text"/> hours	<input type="text"/> hours	<input type="text"/> hours
Other offices	<input type="text"/> hours	<input type="text"/> hours	<input type="text"/> hours	<input type="text"/> hours

Institution: New Mexico Highlands University (187897)

User ID: P1878971

Summary screen

12-Month Enrollment Component Summary

IPEDS collects important information regarding your institution. All data reported in IPEDS survey components become available in the IPEDS Data Center and appear as aggregated data in various Department of Education reports. Additionally, some of the reported data appears specifically for your institution through the College Navigator website and is included in your institution's Data Feedback Report (DFR). The purpose of this summary is to provide you an opportunity to view some of the data that, when accepted through the IPEDS quality control process, will appear on the College Navigator website and/or your DFR. College Navigator is updated approximately three months after the data collection period closes and Data Feedback Reports will be available through the [Data Center](#) and sent to your institution's CEO in November 2022.

Please review your data for accuracy. If you have questions about the data displayed below after reviewing the data reported on the survey screens, please contact the IPEDS Help Desk at: 1-877-225-2568 or ipedshelp@rti.org.

12-Month Unduplicated Headcount and Full-Time Equivalent Students	
Total 12-month unduplicated headcount	3,452
Undergraduate student unduplicated headcount	2,066
Graduate student unduplicated headcount	1,386
Total 12-month full-time equivalent (FTE) student enrollment	2,146
Undergraduate student FTE	1,226
Graduate student FTE	920

Edit Report

12-month Enrollment

Source	Description	Severity	Resolved	Options
Screen: Undergraduate Students Total				
Perform Edits	The 12-month unduplicated count of undergraduate students for Race and ethnicity unknown Men (11) is different than expected when compared with the same category (12) in the prior year Fall Enrollment survey, because the official fall enrollment reporting date falls within the 12-month timeframe for E12. Please correct your data or explain. (Error #9354)	Explanation	Yes	
Reason	This is correct. 11 is correct.			
Screen: Graduate Students				
Screen Entry	The 12-month unduplicated count of graduate students for Asian Men (2) is different than expected when compared with the same category (3) in the prior year Fall Enrollment survey, because the official fall enrollment reporting date falls within the 12-month timeframe for E12. Please correct your data or explain. (Error #9367)	Explanation	Yes	
Reason	This number is correct. Two is correct.			