

IPEDS 2024-25 Data Collection System

IPEDS HELP DESK (877) 225-2568 | ipedshelp@rti.org
OMB NO. 1850-0582 v.33 : Approval Expires 8/31/2027
User ID: P1878976

Cost II 2024-25

Institution: New Mexico Highlands University (187897)

User ID: P1878976

Overview

Cost Overview

The purpose of the Cost (CST) component is to collect information on student charges for Cost of Attendance estimates and to calculate an Average Net Price (ANP) for first-time, full-time undergraduate students to meet requirements of the Higher Education Act of 1965 (HEA), as amended. This component also collects information on tuition and fees for other groups of students.

Much of the data reported on CST appear on College Navigator, which is updated only one time after CST data have been reviewed by NCES. Therefore, any data reporting errors may stay on College Navigator for a full year.

Additionally, the ANP calculation has important implications for what students see about your institution, and also for the College Affordability and Transparency Center lists.

Data Reporting Reminder:

- Report data to accurately reflect the time period corresponding with the IPEDS survey component, even if such reporting is seemingly inconsistent with prior-year reporting.

Changes in reporting:

The following changes were made for the 2024-25 collection:

- This is a new survey component that will open in the Fall to allow Cost of Attendance (COA) data to be updated on College Navigator. The component will reopen in the Winter to collect selected information on financial aid awards to calculate an institutional Average Net Price (ANP), at which time COA data elements can be updated or corrected.
- Added questions to determine and make publicly available the information on whether postsecondary institutions ask for other financial information not on the FAFSA form and whether they collect asset data even when students qualify for having their assets exempted from the federal need analysis as this information required by the FAFSA Simplification Act.

Resources:

- To download the survey materials for this component: [Survey Materials](#)
- To access your prior year data submission for this component: [Reported Data](#)

If you have questions about completing this survey, please contact the IPEDS Help Desk at 1-877-225-2568.

Institution: New Mexico Highlands University (187897)

User ID: P1878976

Screening Questions

Data changed on this page cannot be saved and therefore will not be changed in the Winter Collection Periods.

1. Does your institution offer institutionally-controlled housing (on-campus and/or off-campus)?

If you answer **Yes** to this question, you will be expected to specify a housing capacity, and to report a housing charge or a combined food and housing charge.

- ☐ No
☒ Yes

Specify housing capacity for academic year 2024-25

2. Are all full-time, first-time degree/certificate-seeking students required to live on campus or in institutionally controlled housing?

This is only a screening question, and your response does not show up on College Navigator.

If you answer **Yes** to this question, you will not be asked to report off-campus food and housing in the cost of attendance. If you make **ANY** exceptions to this rule, please answer **No** so that this does not cause conflicts with the average net price calculation. Misreporting may lead to an inaccurate average net price calculation for your institution.

- ☒ No
☐ Yes, and we do not make **ANY** (even one) exceptions to this rule

3. Does your institution charge different tuition rates for in-district, in-state, or out-of-state students?

If you answer **Yes** to this question, you will be expected to report different tuition amounts for in-district, in-state, and out-of-state students (as applicable).

Only select **YES** if you charge different tuition by students' residence status. You should not select **YES** and then report the same tuition rate 3 times.

- ☐ No
☒ Yes, please check all tuition rates charged by your institution
- ☐ In-district
☒ In-state
☒ Out-of-state

4. Do you offer food or meal plans to your students?

If you answer **Yes** to this question, you will be expected to report a food charge or combined food and housing charge (C10).

- ☐ No
☐ Yes - Enter the number of meals per week for the meal plan with the largest number of meals available
- ☒ Yes - Number of meals per week can vary (e.g., students charge meals against a meal card)

5. Does your institution charge an application fee?

- ☐ No
☒ Yes - select checkboxes for the student level(s) that have an application fee and report the amount of application fee(s) in Section 1 Part A.
- ☒ Undergraduate programs
☒ Graduate programs (not including Doctor's-Professional practice)

6. For institutions that charge an application fee, can the application fee be waived for applicants that demonstrate financial need?

- ☒ No
☐ Yes (please indicate for which level(s) application fee can be waived)
- ☐ Undergraduate programs
☐ Graduate programs (not including Doctor's-Professional practice)

7. Indicate whether or not your institution participates in a Promise program.

- ☒ No
☐ Yes

8. Indicate whether or not any of the following alternative tuition plans are offered by your institution.

- ☐ No
☒ Yes [Check all that apply]
- ☐ Tuition guarantee
☐ Prepaid tuition plan
☒ Tuition payment plan
☐ Other (specify in box below)


9. For the purposes of awarding institutional financial aid, does your institution require asset information from students who qualify for the exemption from asset reporting on the FAFSA form?

- ☒ No
☐ Yes

10. For the purpose of awarding institutional financial aid, does your institution require additional financial information separate from the FAFSA form?

- ☒ No
☐ Yes (please include a website link to where your institution's website explains what additional financial information is required.)

Link URL:

 You may use the box below to provide additional context for the data you have reported above. Context notes will be posted on the College Navigator website. Therefore, you should write all context notes using proper grammar (e.g., complete sentences with punctuation) and common language that can be easily understood by students and parents (e.g., spell out acronyms).

Section 1 - Student Charges: Part A - Application fees

Data changed on this page cannot be saved and therefore will not be changed in the Winter Collection Periods.

If the institution charges an application fee, indicate the amount.

	<div><div></div>Amount</div>	Prior year
Undergraduate application fee	<div><div>0</div></div>	<div>0</div>
Graduate application fee (not including Doctor's-Professional practice)	<div><div>0</div></div>	<div>0</div>

You may use the box below to provide additional context for the data you have reported above. Context notes will be posted on the College Navigator website. Therefore, you should write all context notes using proper grammar (e.g., complete sentences with punctuation) and common language that can be easily understood by students and parents (e.g., spell out acronyms).

Institution: New Mexico Highlands University (187897)


User ID: P1878976

Section 1 - Student Charges: Part B - Cost of attendance for full-time, first-time undergraduate students

Reporting Reminders:

- These data will be made available to the public on College Navigator. If your institution participates in any Title IV programs (Federal Pell Grant, Federal Direct Loan, etc.), all information must be reported.
- For current year amounts: Please enter the amounts below.
- For prior year amounts: Please review the amounts below for accuracy and consistency with your institution's records and edit if needed. These data will be made available to the public on College Navigator.
- Estimates of expenses for books and supplies, food and housing, and other expenses are those from the Cost of Attendance report used by the financial aid office in determining financial need.

Charges for full academic year	2021-22	2022-23	2023-24	2024-25		
<u>Tuition and required fees:</u>					<u>Tuition Guarantee</u> (check only if applicable to entering students in 2024-25)	Guaranteed increase %
<u>In-district</u>						
Tuition	4,758	4,782	4,888	4,888	<input type="checkbox"/>	
Required fees	2,118	2,358	2,372	2,528	<input type="checkbox"/>	
Tuition + fees total	6,876	7,140	7,260	7,416		
<u>In-state</u>						
Tuition	4,758	4,782	4,888	4,888	<input type="checkbox"/>	
Required fees	2,118	2,358	2,372	2,528	<input type="checkbox"/>	
Tuition + fees total	6,876	7,140	7,260	7,416		
<u>Out-of-state</u>						
Tuition	9,414	9,630	9,808	9,808	<input type="checkbox"/>	
Required fees	2,118	2,358	2,372	2,528	<input type="checkbox"/>	
Tuition + fees total	11,532	11,988	12,180	12,336		
<u>Books and supplies</u>	1,144	1,144	1,144	1,158		
<u>On-campus:</u>						
<u>Food and housing</u>	10,352	9,302	9,674	10,116		
<u>Other expenses</u>	3,968	3,968	3,968	4,808		
Food and housing and other expenses total	14,320	13,270	13,642	14,924		
<u>Off-campus (not with family):</u>						
<u>Food and housing</u>	10,352	10,352	10,352	11,284		
<u>Other expenses</u>	3,968	3,968	3,968	4,808		
Food and housing and other expenses total	14,320	14,320	14,320	16,092		
<u>Off-campus (with family):</u>						
<u>Food and housing</u>				3,836		
<u>Other expenses</u>	3,968	3,968	3,968	4,808		
Food and housing and other expenses total	3,968	3,968	3,968	8,644		

 You may use the box below to provide additional context for the data you have reported above. Context notes will be posted on the College Navigator website. Therefore, you should write all context notes using proper grammar (e.g., complete sentences with punctuation) and common language that can be easily understood by students and parents (e.g., spell out acronyms).

- ☐ Non-applicable
- ☐ The Cost of Attendance varies by program.
- ☐ The Cost of Attendance or tuition and fee methodology changed from last year.
- ☐ We allow special Cost of Attendance allowance additions for some programs and student categories.
- ☐ Cost of Attendance updates are based on a recent (prior or current year) cost survey.

- ☐ Tuition and fees, and Cost of Attendance components vary by campus location.
- ☐ This is a U.S. Service Academy. All costs are covered, and students receive a stipend in exchange for a U.S. Armed Forces service commitment.
- ☐ First-year students must live on campus.
- ☐ The Tuition and Fees includes the estimated cost of a computer required for all students.
- ☐ The Tuition and Fees includes the cost of books and supplies.
- ☐ The Books and Supplies includes the estimated cost of a computer required for all students.
- ☐ The Cost of Attendance (COA) is based on a weighted average of student living arrangement categories while enrolled.
- ☐ The Cost of Attendance (COA) is based on a weighted average of costs for all students across Title IV eligible programs.

<https://tcc.ruffalonl.com/New%20Mexico%20Highlands%20University/Freshman-Students>

☒ Other

Section 1 - Student Charges: Part C - Tuition and Required Fees by Level (Undergraduate and Graduate [not including Doctor's-Professional practice])

Data changed on this page cannot be saved and therefore will not be changed in the Winter Collection Periods.

When reporting for graduate students, **do not include** tuition for Doctor's-Professional students. This will be collected separately.

Average tuition and required fees to all students in each category for the full academic year 2024-25 should be included (not just first-time, full-time undergraduate students).						
Undergraduate students (all)	In-district	Prior year	In-state	Prior year	Out-of-state	Prior year
Full-time						
Tuition	4,888	4,888	4,888	4,888	9,808	9,808
Required fees	2,528	2,372	2,528	2,372	2,528	2,372
Part-time						
Tuition (per credit hour charges)	204	204	204	204	409	409
Required fees	92		92		92	
Graduate students (not including Doctor's-Professional practice)	In-district	Prior year	In-state	Prior year	Out-of-state	Prior year
Full-time						
Tuition	5,488	5,488	5,488	5,488	10,264	10,264
Required fees	2,528	2,372	2,528	2,372	2,528	2,372
Part-time						
Tuition (per credit hour charges)	229	229	229	229	428	428
Required fees	92		92		92	

You may use the box below to provide additional context for the data you have reported above. Context notes will be posted on the College Navigator website. Therefore, you should write all context notes using proper grammar (e.g., complete sentences with punctuation) and common language that can be easily understood by students and parents (e.g., spell out acronyms).

Section 1 - Student Charges: Part E - Food and Housing

Data changed on this page cannot be saved and therefore will not be changed in the Winter Collection Periods.

What are the typical **food** and **housing** charges for a student for the full academic year 2024-25?

If your institution offers food or housing at no charge to students, enter zero.

If you report food and housing separately, leave the combined charge blank. If you report a combined charge, leave the food and housing charges blank.

Food and Housing charges	Amount	Prior year
<div><div></div><div>Housing charge (Double occupancy)</div></div>	<div><div></div><div>5,356</div></div>	<div><div></div><div>4,914</div></div>
<div><div></div><div>Food charge (Maximum plan)</div></div>	<div><div></div><div>4,760</div></div>	<div><div></div><div>4,760</div></div>
<div><div></div><div>Combined food and housing charge (Answer only if you CANNOT separate food and housing charges.)</div></div>	<div><div></div><div>N/A</div></div>	

You may use the box below to provide additional context for the data you have reported above. Context notes will be posted on the College Navigator website. Therefore, you should write all context notes using proper grammar (e.g., complete sentences with punctuation) and common language that can be easily understood by students and parents (e.g., spell out acronyms).

Section 2 - Financial Aid Data : Part A - Establish Your Student Counts

Part A - Establish Your Student Counts

Instructions:
In the fields below, report the number of full-time, first-time degree/certificate-seeking undergraduate students enrolled in Fall 2023.

- Reporting Reminders:
- Part A establishes student counts.
 - The numbers on this screen are carried forward to other parts of the Cost survey component and checked for consistency with data reported in other survey components.

		CURRENT REPORTED DATA	PRIOR REPORTED DATA
		Fall 2023	Fall 2022
01	All full-time, first-time degree/certificate-seeking undergraduate students	<div>221</div>	225
02	Of those on line 01, those (paying the lower of in-state or in-district tuition rate) who were awarded grant or scholarship aid from the federal government, state/local government, or the institution	<div>160</div>	178
03	Of those on line 01, those (paying the lower of in-state or in-district tuition rate) who were awarded any <u>Title IV federal student aid</u>	<div>145</div>	121

Section 2 - Financial Aid Data: Part B - full-time, first-time degree/certificate-seeking undergraduate students

Part B – Number of full-time, first-time degree/certificate-seeking undergraduate students paying different tuition rates

- Instructions:
- In the fields below, report the number of full-time, first-time degree/certificate-seeking undergraduate students enrolled in Fall 2023 paying the lower of in-state or in-district tuition rate. If your institution does not offer different rates, report all students as paying in-state tuition rates.

Information from Part A		Fall 2023		
01	Full-time, first-time degree/certificate-seeking undergraduate students (This number is carried forward from Part A, Line 01)	221		
Full-time, first-time students:		YOUR CURRENT YEAR DATA		YOUR PRIOR YEAR DATA
		Fall 2023		Fall 2022
		Number of students	Percentage of students	Percentage of students
02	<u>paying in-district tuition rates</u>	<input type="text" value="0"/>	0	0
03	<u>paying in-state tuition rates</u>	<input type="text" value="161"/>	73	79
04	<u>paying out-of-state tuition rates</u>	<input type="text" value="60"/>	27	21
05	Unknown (calculated value) This value is calculated using the following formula: [Line 01-(Line 02 +Line 03 +Line 04)]	0	0	0

Institution: New Mexico Highlands University (187897)

Section 2 - Financial Aid Data: Part C - full-time, first-time degree/certificate-seeking undergraduate students Awarded Grant & Scholarship Aid

Part C - Enter Information about full-time, first-time degree/certificate-seeking undergraduate students paying the lower of in-state or in-district tuition rate who were awarded grant or scholarship aid from the following sources: the federal government, state/local government, or the institution

Reporting Reminders:

- The information you report in this part will be used in Section 3 to calculate an institutional average net price (ANP)
- Do not include students who received HEERF grants only.
- For this part, report:
 - Students:** Full-time, first-time degree/certificate-seeking undergraduate students enrolled in Fall 2023 for the 2023-24 academic year as defined by the institution paying the lower of in-state or in-district tuition rate who were awarded grant or scholarship aid from the following sources: the federal government, state/local government, or the institution (Do not include students awarded only grant or scholarship aid from private or other sources, or students awarded only non-grant aid)
 - Aid Types:** Grant or scholarship aid from the federal government, state/local government, and/or the institution. (Do not include grant or scholarship aid from private or other sources, parent PLUS loans, federal student loans, private loans, HEERF grants, and/or Federal Work Study amounts)
 - Award period:** Any time during academic year 2023-24, including cross-over financial aid award periods assigned to the 2023-24 academic year.

Information from Part A:		PRIOR REPORTED DATA Fall 2021	PRIOR REPORTED DATA Fall 2022	CURRENT REPORTED DATA Fall 2023
01	Full-time, first-time degree/certificate-seeking undergraduate students paying the lower of in-state or in-district tuition rate who were awarded grant or scholarship aid from the following sources: the federal government, state/local government, or the institution (This number is carried forward from Part A, Line 02)	<div>124</div>	<div><input checked="" type="checkbox"/></div>	<div>178</div> <div>160</div>
Report the number of these students from Part A, Line 02 with the following living arrangements:		PRIOR REPORTED DATA Fall 2021	PRIOR REPORTED DATA Fall 2022	CURRENT REPORTED DATA Fall 2023
02	<u>On-campus</u>	<div>73</div>	<div><input checked="" type="checkbox"/></div>	<div>109</div> <div>105</div>
03	<u>Off-campus (with family)</u>	<div>23</div>	<div></div>	<div>18</div> <div>18</div>
04	<u>Off-campus (not with family)</u>	<div>18</div>	<div><input checked="" type="checkbox"/></div>	<div>39</div> <div><input checked="" type="checkbox"/></div> <div>23</div>
05	Unknown (calculated) This value is calculated using the following formula: Line 01 - (Line 02 +Line 03 +Line 04)	10	12	14
06	Report the total amount of grant or scholarship aid from the federal government, state/local government, or the institution awarded to these students. Do not include HEERF grants.	Award period 2021-22	Award period 2022-23	Award period 2023-24
		<div>1,165,474</div>	<div>1,012,116</div>	<div>1,583,677</div>
07	Average grant or scholarship aid from the federal government, state/local government, or the institution awarded to full-time, first-time degree/certificate undergraduate students (calculated value). This value is calculated using the following formula: Line 06/Line 01	9,399	<div><input checked="" type="checkbox"/></div> 5,686	<div><input checked="" type="checkbox"/></div> 9,898

You may use the box below to provide additional context for the data you have reported above. Context notes will be posted on the College Navigator website. Therefore, you should write all context notes using proper grammar (e.g., complete sentences with punctuation) and common language that can be easily understood by students and parents (e.g., spell out acronyms).

Institution: New Mexico Highlands University (187897)

User ID: P1878976

Section 2 - Financial Aid Data: Part D - full-time, first-time degree/certificate-seeking undergraduate students Awarded Title IV Aid

Full-time, first-time degree/certificate-seeking undergraduate students paying the lower of in-state or in-district tuition rate awarded any Title IV federal student aid.

Reporting Reminders:

- **The information you report in this part will be used in Section 3 to calculate an institutional average net price (ANP) by income level.**
- Do not include students who received HEERF grants only.
- For this part, report:
 - **Students:** Full-time, first-time degree/certificate-seeking undergraduate students enrolled Fall 2023 for the 2023-24 academic year as defined by the institution paying the lower of in-state or in-district tuition rate who were awarded any Title IV federal student aid


Information from Part A:		PRIOR REPORTED DATA Fall 2021	PRIOR REPORTED DATA Fall 2022	CURRENT REPORTED DATA Fall 2023
01	Full-time, first-time degree/certificate-seeking undergraduate students paying the lower of in-state or in-district tuition rate who were awarded any Title IV federal student aid (This number is carried forward from Part A, Line 03) Report the number of these students with the following living arrangements:	<input type="text" value="74"/>	<input checked="" type="checkbox"/> <input type="text" value="121"/>	<input type="text" value="145"/>
Report the number of these students from Part A, Line 01 with the following living arrangements:		PRIOR REPORTED DATA Fall 2021	PRIOR REPORTED DATA Fall 2022	CURRENT REPORTED DATA Fall 2023
		2021-22	2022-23	2023-24
02	<u>On-campus</u>	<input type="text" value="45"/>	<input checked="" type="checkbox"/> <input type="text" value="81"/>	<input type="text" value="104"/>
03	<u>Off-campus (with family)</u>	<input type="text" value="15"/>	<input type="text" value="10"/>	<input type="text" value="19"/>
04	<u>Off-campus (not with family)</u>	<input type="text" value="14"/>	<input type="text" value="30"/>	<input type="text" value="21"/>
05	Unknown (calculated) This value is calculated using the formula: [Line 01 - (Line 02 + Line 03 + Line 04)]	<input type="text" value="0"/>	<input type="text" value="0"/>	<input type="text" value="1"/>

Full-Time, First-Time Degree/Certificate Undergraduates Awarded Title IV Aid

	Number of students awarded any Title IV aid	Of those in Column 1, the number awarded any grant or scholarship aid from the following sources: the federal government, state/local government, or the institution	For those in Column 1, the total amount of grant or scholarship aid awarded from the following sources: the federal government, state/local government, or the institution	i Average amount of federal, state/local, and institutional grant or scholarship aid awarded to students in Column 1
2021-22				
Income level	Col. 1	Col. 2	Col. 3	Col. 4
01 \$0-30,000	<input type="text" value="72"/>	<input type="text" value="71"/>	<input type="text" value="818,362"/>	<input type="text" value="11,366"/>
02 \$30,001-48,000	<input type="text" value="1"/>	<input type="text" value="1"/>	<input type="text" value="6,169"/>	<input checked="" type="checkbox"/> 6,169
03 \$48,001-75,000	<input type="text" value="0"/>	<input type="text" value="0"/>	<input type="text" value="0"/>	
04 \$75,001-110,000	<input type="text" value="0"/>	<input type="text" value="0"/>	<input type="text" value="0"/>	
05 \$110,001 and more	<input type="text" value="1"/>	<input type="text" value="1"/>	<input type="text" value="12,185"/>	<input type="text" value="12,185"/>
06 Total all income levels	<input type="text" value="74"/>	<input type="text" value="73"/>	<input type="text" value="836,716"/>	<input type="text" value="11,307"/>

	Number of students awarded any Title IV aid	Of those in Column 1, the number awarded any grant or scholarship aid from the following sources: the federal government, state/local government, or the institution	For those in Column 1, the total amount of grant or scholarship aid awarded from the following sources: the federal government, state/local government, or the institution	i Average amount of federal, state/local, and institutional grant or scholarship aid awarded to students in Column 1
2022-23				
Income level	Col. 1	Col. 2	Col. 3	Col. 4
01 \$0-30,000	<input type="text" value="55"/>	<input type="text" value="55"/>	<input type="text" value="414,978"/>	<input type="text" value="7,545"/>
02 \$30,001-48,000	<input type="text" value="27"/>	<input type="text" value="27"/>	<input type="text" value="191,509"/>	<input type="text" value="7,093"/>
03 \$48,001-75,000	<input type="text" value="24"/>	<input type="text" value="24"/>	<input type="text" value="130,793"/>	<input checked="" type="checkbox"/> 5,450
04 \$75,001-110,000	<input type="text" value="10"/>	<input type="text" value="10"/>	<input type="text" value="66,962"/>	<input type="text" value="6,696"/>
05 \$110,001 and more	<input type="text" value="5"/>	<input type="text" value="5"/>	<input type="text" value="31,243"/>	<input type="text" value="6,249"/>
06 Total all income levels	<input checked="" type="checkbox"/> 121	<input checked="" type="checkbox"/> 121	<input type="text" value="835,485"/>	<input type="text" value="6,905"/>

		Number of students awarded any Title IV aid	Of those in Column 1, the number awarded any grant or scholarship aid from the following sources: the federal government, state/local government, or the institution	For those in Column 1, the total amount of grant or scholarship aid awarded from the following sources: the federal government, state/local government, or the institution	i Average amount of federal, state/local, and institutional grant or scholarship aid awarded to students in Column 1
2023-24					
Income level		Col. 1	Col. 2	Col. 3	Col. 4
01	\$0-30,000	46	46	338,414	7,357
02	\$30,001-48,000	29	29	200,703	6,921
03	\$48,001-75,000	23	23	130,947	5,693
04	\$75,001-110,000	19	19	82,833	4,360
05	\$110,001 and more	28	28	121,469	4,338
06	Total all income levels	145	145	874,366	6,030


 You may use the box below to provide additional context for the data you have reported above. Context notes will be posted on the College Navigator website. Therefore, you should write all context notes using proper grammar (e.g., complete sentences with punctuation) and common language that can be easily understood by students and parents (e.g., spell out acronyms).

Section 3 - Average Net Price: Part A - Net Price for full-time, first-time degree/certificate-seeking undergraduate students Awarded Grant & Scholarship Aid

Part A – Average net price calculation for full-time, first-time degree/certificate-seeking undergraduate students paying the lower of in-state or in-district tuition rate awarded grant or scholarship aid from the federal government, state/local government, or the institution

- Note:
- The following average net price (ANP) values are calculated by the IPEDS Data Collection System and based on Cost of Attendance (COA) and selected financial aid information reported in Sections 1 and 2, respectively, of the Cost survey component. For more information about the data your institution reported in Sections 1 and 2, please contact your institution's IPEDS Keyholder.

Cost of attendance components			PRIOR REPORTED DATA	PRIOR REPORTED DATA	CURRENT REPORTED DATA
			2021-22	2022-23	2023-24
01	Tuition and required fees (lower of in-state or in-district tuition rate)		6,876	7,140	7,260
02	Books and supplies		1,144	1,144	1,144
	Food and housing and other expenses by living arrangement				
03		On-campus	14,320	13,270	13,642
04		Off-campus (with family).	3,968	3,968	3,968
05		Off-campus (not with family).	14,320	14,320	14,320
Number of these students by living arrangement			PRIOR REPORTED DATA	PRIOR REPORTED DATA	CURRENT REPORTED DATA
			2021-22	2022-23	2023-24
06		On-campus	73	109	105
07		Off-campus (with family).	23	18	18
08		Off-campus (not with family).	18	39	23
09		Unknown	10	12	14
10	Weighted average for food and housing and other expenses by number of students for each living arrangement (excluding unknown values) See instructions for the formula for this calculation		12,231	12,508	12,556
11	Total cost of attendance This value is calculated using the following formula: [Line 01 + Line 02 + Line 10]		20,251	20,792	20,960
12	Average amount of grant or scholarship aid awarded to these students from the following sources: the federal government, state/local government, and the institution		9,399	5,686	9,898
13	Average institutional net price for these students This value is calculated using the following formula: [Line 11 - Line 12]		10,852	15,106	11,062
As required by the Higher Education Act of 1965, as amended, these amounts will be posted on the U.S. Department of Education’s College Navigator website and used in the U.S. Department of Education’s College Affordability and Transparency Lists.					

 You may use the box below to provide additional context for the data you have reported above. Context notes will be posted on the College Navigator website. Therefore, you should write all context notes using proper grammar (e.g., complete sentences with punctuation) and common language that can be easily understood by students and parents (e.g., spell out acronyms).

Institution: New Mexico Highlands University (187897)

User ID: P1878976

Section 3 - Average Net Price: Part B - Net Price for full-time, first-time degree/certificate-seeking undergraduate students Awarded Title IV Aid

Net Price Calculation for Full-time, first-time degree/certificate-seeking undergraduate students awarded any Title IV federal student aid.

Note:

- The following average net price (ANP) values are calculated by the IPEDS Data Collection System and based on Cost of Attendance (COA) and selected financial aid information reported in Sections 1 and 2, respectively, of the Cost survey component. For more information about the data your institution reported in Sections 1 and 2, please contact your institution's IPEDS Keyholder.

Cost of attendance of components			PRIOR REPORTED DATA	PRIOR REPORTED DATA	CURRENT REPORTED DATA
			2021-22	2022-23	2023-24
01	Tuition and required fees (lower of in-state or in-district tuition rate)		6,876	7,140	7,260
02	Books and supplies		1,144	1,144	1,144
Food and housing and other expenses by living arrangement					
03		On-campus	14,320	13,270	13,642
04		Off-campus (with family)	3,968	3,968	3,968
05		Off-campus (not with family)	14,320	14,320	14,320
Number of these students by living arrangement			PRIOR REPORTED DATA 2021-22	PRIOR REPORTED DATA 2022-23	CURRENT REPORTED DATA 2023-24
06		On-campus	45	81	104
07		Off-campus (with family)	15	10	19
08		Off-campus (not with family)	14	30	21
09		Unknown	0	0	1
10	Weighted average for food and housing and other expenses by number of students for each living arrangement (excluding unknown values) See instructions for the formula for this calculation		12,222	12,762	12,464
11	Total cost of attendance This value is calculated using the following formula: [G01+G02+G10]		20,242	21,046	20,868
12	Average amount of grant or scholarship aid awarded to these students from the following sources: the federal government, state/local government, and the institution				
13		\$0-30,000	11,366	7,545	7,357
14		\$30,001-48,000	6,169	7,093	6,921
15		\$48,001-75,000		5,450	5,693
16		\$75,001-110,000		6,696	4,360
17		\$110,001 and more	12,185	6,249	4,338
18		Total all income levels	11,307	6,905	6,030
Average institutional net price for full-time, first-time degree/certificate-seeking undergraduate students (paying the lower of in-state or in-district tuition rate) who were awarded any Title IV federal student aid by income level. This value is calculated using the following formula: [Line 11-(Line 13 through 18, respectively)]					
19		\$0-30,000	8,876	13,501	13,511
20		\$30,001-48,000	14,073	13,953	13,947
21		\$48,001-75,000		15,596	15,175
22		\$75,001-110,000		14,350	16,508
23		\$110,001 and more	8,057	14,797	16,530
24		Total all income levels	8,935	14,141	14,838
As required by the Higher Education Act of 1965, as amended, these amounts will be posted on the U.S. Department of Education's College Navigator website.					

You may use the box below to provide additional context for the data you have reported above. Context notes will be posted on the College Navigator website. Therefore, you should write all context notes using proper grammar (e.g., complete sentences with punctuation) and common language that can be easily understood by students and parents (e.g., spell out acronyms).

Institution: New Mexico Highlands University (187897)

User ID: P1878976

Prepared by

Prepared by

Reporting Reminders:

- The name of the preparer is being collected so that we can follow up with the appropriate person in the event that there are questions concerning the data.
- The Keyholder will be copied on all email correspondence to other preparers.
- The time it took to prepare this component is being collected so that we can continue to improve our estimate of the reporting burden associated with IPEDS.
- Please include in your estimate the time it took for you to review instructions, query and search data sources, complete and review the component, and submit the data through the Data Collection System.
- Thank you for your assistance.

This survey component was prepared by:					
<input type="radio"/>	Keyholder	<input type="radio"/>	SFA Contact	<input type="radio"/>	HR Contact
<input type="radio"/>	Finance Contact	<input type="radio"/>	Academic Library Contact	<input type="radio"/>	Other
Name: <input type="text"/>					
Email: <input type="text"/>					

How many staff from your institution only were involved in the data collection and reporting process of this survey component?	
<input type="text"/>	Number of Staff (including yourself)

How many hours did you and others from your institution only spend on each of the steps below when responding to this survey component? <i>Exclude the hours spent collecting data for state and other reporting purposes.</i>				
Staff member	Collecting Data Needed	Revising Data to Match IPEDS Requirements	Entering Data	Revising and Locking Data
Your office	<input type="text"/> hours	<input type="text"/> hours	<input type="text"/> hours	<input type="text"/> hours
Other offices	<input type="text"/> hours	<input type="text"/> hours	<input type="text"/> hours	<input type="text"/> hours

Summary

Cost I Component Summary

The purpose of this summary is to provide you an opportunity to view some of the data that, when accepted through the IPEDS quality control process, will appear on the [College Navigator](#) website and/or your institution's Data Feedback Report (DFR). In addition, all data reported in IPEDS survey components become publicly available through the [IPEDS Use the Data](#) and appear as aggregated statistics in various Department of Education reports. [College Navigator](#) is updated approximately three months after the data collection period closes and DFRs will be available through the [IPEDS Use the Data](#) and sent to your institution's CEO at the end of 2025.

Please review your data for accuracy. If you have questions about the data displayed below or after reviewing the data reported on the survey screens, please contact the IPEDS Help Desk at: 1-877-225-2568 or ipedshelp@rti.org.

GENERAL INFORMATION	
Reporter Type	Academic
Calendar System	Semester Postsecondary awards, certificates, or diplomas of 300-899 clock hours...
Award Levels Offered	Associate's degree Bachelor's degree Postbaccalaureate certificate Master's degree Full-time Undergraduate
Levels of Enrollment Offered	Full-time First-time, degree/certificate-seeking Undergraduate Full-time Graduate (not including doctor's professional) Part-time Undergraduate Part-time First-time, degree/certificate-seeking Undergraduate Part-time Graduate (not including doctor's professional)
System	No system

PRICING INFORMATION					
Alternative Tuition Plans		Tuition payment plan			
Promise program		No			
Full-time Undergraduate Tuition and Fees					
	Average full-time undergraduate student tuition and fees for academic year 2024-25	Tuition		Fees	
	In-state	4,888		2,528	
	Out-of-state	9,808		2,528	
Full-time Graduate Tuition and Fees					
	Average full-time graduate student tuition and fees for academic year 2024-25	Tuition		Fees	
	In-state	5,488		2,528	
	Out-of-state	10,264		2,528	
First-time, Full-time Undergraduate Cost of Attendance					
	Estimated expenses for academic year	2021-22	2022-23	2023-24	2024-25
	In-state tuition and fees	6,876	7,140	7,260	7,416
	Out-of-state tuition and fees	11,532	11,988	12,180	12,336
	Books and supplies	1,144	1,144	1,144	1,158
	On-campus food and housing	10,352	9,302	9,674	10,116
	On-campus other expenses	3,968	3,968	3,968	4,808
	Off-campus food and housing	10,352	10,352	10,352	11,284
	Off-campus other expenses	3,968	3,968	3,968	4,808
	Off-campus with family food and housing				3,836
	Off-campus with family other expenses	3,968	3,968	3,968	4,808

Average Net Price			
	2021-22	2022-23	2023-24
Average institutional net price for Full-time, first-time degree/certificate-seeking undergraduate students paying the lower of in-state or in-district tuition rate for public institutions who were awarded grant or scholarship aid from the federal government, state/local government, or the institution	10,852	15,106	11,062

Average institutional net price for full-time, first-time degree/certificate-seeking undergraduate students paying the lower of in-state or in-district tuition rate for public institutions who were awarded any Title IV federal student aid by income level.				
	\$0-30,000	8,876	13,501	13,511
	\$30,001-48,000	14,073	13,953	13,947
	\$48,001-75,000		15,596	15,175
	\$75,001-110,000		14,350	16,508
	\$110,001 and more	8,057	14,797	16,530
	Total all income levels	8,935	14,141	14,838

Edit Report

Cost II

Source	Description	Severity	Resolved	Options
Screen: Section 2 - Financial Aid Data: Part C - full-time, first-time degree/certificate-seeking undergraduate students Awarded Grant & Scholarship Aid				
Screen Entry	The number of FTFT awarded Grant & Scholarship Aid students reported in Section 2 - Part A (line 02) and the total amount of grant or scholarship aid these students were awarded reported in Section 2 - Part C (line 06) makes the calculated average amount of aid awarded to FTFT awarded Grant & Scholarship Aid students in Part C, line 07 outside the expected range when compared with the prior year value. Please correct your data or contact the IPEDS Help Desk for assistance. (Error #7151)	Fatal	Yes	
Reason	Overridden by administrator. Institution confirms data are correct and is due to there being an increase to state allocation which provided more funding per student as well as more funding for institutional awards. In addition, there was an increase in Federal Pell grants due to waivers and a lower count of students selected for verification, which allowed more students to receive payment. SSR			
Screen Entry	The values reported for the number of FTFT awarded Grant & Scholarship Aid students in 2022-23 and the total amount of aid they were awarded (Section 2 - Part C, line 06) make the average amount of aid awarded to these students outside the expected range of between 6,580 and 12,218 when compared with the prior year value. Please correct your data or explain. (Error #7327)	Explanation	Yes	
Reason	The cohort received a lower amount of aid then the previous year.			
Screen Entry	The number entered is outside the expected range of between 28 and 50 when compared with the prior year value. Please correct your data or explain. (Error #7169)	Explanation	Yes	
Reason	More students opted to live off campus than with family when compared to previous years.			
Screen Entry	The number entered is outside the expected range of between 87 and 161 when compared with the prior year value. Please correct your data or explain. (Error #7169)	Explanation	Yes	
Reason	This time period had an increase in the enrollment for this cohort due to a new state scholarship, which is the New Mexico Opportunity Scholarship.			
Screen Entry	The number entered is outside the expected range of between 52 and 94 when compared with the prior year value. Please correct your data or explain. (Error #7169) This edit and explanation were retained from the prior year (for reference) and do not need to be re-explained in the current year edit report.	Explanation	Yes	
Reason	More students opted to live on campus than in previous years.			
Screen Entry	The number entered is outside the expected range of between 1 and 33 when compared with the prior year value. Please correct your data or explain. (Error #7169) This edit and explanation were retained from the prior year (for reference) and do not need to be re-explained in the current year edit report.	Explanation	Yes	
Reason	More students opted to live off campus than with family when compared to previous years.			
Screen: Section 2 - Financial Aid Data: Part D - full-time, first-time degree/certificate-seeking undergraduate students Awarded Title IV Aid				
Screen Entry	The number entered is outside the expected range of between 32 and 58 when compared with the prior year value. Please correct your data or explain. (Error #7169) This edit and explanation were retained from the prior year (for reference) and do not need to be re-explained in the current year edit report.	Explanation	Yes	
Reason	More students opted to live on campus than in the previous year.			
Screen Entry	The calculated average amount of grant or scholarship aid awarded to FTFT awarded Title IV Aid students from the federal government, state/local government, or the institution for this income level is smaller than expected in comparison with the other income levels. Please check the values reported for the number of these students who were awarded any Title IV aid (Col. 1) and the total amount of grant or scholarship aid awarded to them (Col. 3) and correct your data or explain the discrepancy. (Error #7317) This edit and explanation were retained from the prior year (for reference) and do not need to be re-explained in the current year edit report.	Explanation	Yes	
Reason	Less students in this income level were awarded aid.			
Screen Entry	The total number of FTFT awarded Title IV Aid students who were awarded any Title IV aid across all income levels is outside the expected range of between 56 and 92 based on the prior year value. Please correct your data or explain. (Error #7333) This edit and explanation were retained from the prior year (for reference) and do not need to be re-explained in the current year edit report.	Explanation	Yes	
Reason	More students were awarded Title IV aid than previously.			

Screen Entry	The total number of FTFT awarded Title IV Aid students who were awarded any grant or scholarship aid from the federal government, state/local government, or the institution across all income levels is outside of the expected range of between 41 and 105 based on the prior year value. Please correct your data or explain. (Error #7334) This edit and explanation were retained from the prior year (for reference) and do not need to be re-explained in the current year edit report.	Explanation	Yes	
Reason	More students were awarded Title IV aid than previously.			
Screen Entry	The number entered is outside the expected range of between 52 and 96 when compared with the prior year value. Please correct your data or explain. (Error #7169)	Explanation	Yes	
Reason	This time period had an increase in the enrollment for this cohort due to a new state scholarship, which is the New Mexico Opportunity Scholarship.			
Screen Entry	The calculated average amount of grant or scholarship aid awarded to FTFT awarded Title IV Aid students from the federal government, state/local government, or the institution for this income level is smaller than expected in comparison with the other income levels. Please check the values reported for the number of these students who were awarded any Title IV aid (Col. 1) and the total amount of grant or scholarship aid awarded to them (Col. 3) and correct your data or explain the discrepancy. (Error #7317) This edit and explanation were retained from the prior year (for reference) and do not need to be re-explained in the current year edit report.	Explanation	Yes	
Reason	This income level had only 1 student as compared to the 44 students reported for Fall 2020.			