

IPEDS 2025-26 Data Collection System

IPEDS HELP DESK (877) 225-2568 | ipedshelp@rti.org
OMB NO. 1850-0582 v.33 : Approval Expires 8/31/2027
User ID: P1878971

Cost I 2025-26

Institution: New Mexico Highlands University (187897)

User ID: P1878971

Overview

Cost Overview

The purpose of the Cost (CST) component is to collect information on student charges for Cost of Attendance estimates and to calculate an Average Net Price (ANP) for first-time, full-time undergraduate students to meet requirements of the Higher Education Act of 1965 (HEA), as amended. This component also collects information on tuition and fees for other groups of students.

Much of the data reported on CST appear on College Navigator, which is updated only one time after CST data have been reviewed by NCES. Therefore, any data reporting errors may stay on College Navigator for a full year.

Additionally, the ANP calculation has important implications for what students see about your institution, and also for the College Affordability and Transparency Center lists.

Data Reporting Reminder:

- Report data to accurately reflect the time period corresponding with the IPEDS survey component, even if such reporting is seemingly inconsistent with prior-year reporting.

Changes to reporting:

- No changes for the 2025-26 data collection period.

Resources:

- To download the survey materials for this component: [Survey Materials](#)
- To access your prior year data submission for this component: [Reported Data](#)

If you have questions about completing this survey, please contact the IPEDS Help Desk at 1-877-225-2568.

Institution: New Mexico Highlands University (187897)

User ID: P1878971

Screening Questions

1. Does your institution offer institutionally-controlled housing (on-campus and/or off-campus)?*If you answer **Yes** to this question, you will be expected to specify a housing capacity, and to report a housing charge or a combined food and housing charge.*☐ No☒ YesSpecify housing capacity for academic year 2025-26**2. Are all full-time, first-time degree/certificate-seeking students required to live on campus or in institutionally controlled housing?***This is only a screening question, and your response does not show up on College Navigator.**If you answer **Yes** to this question, you will not be asked to report off-campus food and housing in the cost of attendance. If you make **ANY** exceptions to this rule, please answer **No** so that this does not cause conflicts with the average net price calculation. Misreporting may lead to an inaccurate average net price calculation for your institution.*☒ No☐ Yes, and we do not make **ANY** (even one) exceptions to this rule**3. Does your institution charge different tuition rates for in-district, in-state, or out-of-state students?***If you answer **Yes** to this question, you will be expected to report different tuition amounts for in-district, in-state, and out-of-state students (as applicable).**Only select **YES** if you charge different tuition by students' residence status. You should not select **YES** and then report the same tuition rate 3 times.*☐ No☒ Yes, please check all tuition rates charged by your institution☐ In-district☒ In-state☒ Out-of-state**4. Do you offer food or meal plans to your students?***If you answer **Yes** to this question, you will be expected to report a food charge or combined food and housing charge (C10).*☐ No☐ Yes - Enter the number of meals per week for the meal plan with the largest number of meals available☒ Yes - Number of meals per week can vary (e.g., students charge meals against a meal card)**5. Does your institution charge an application fee?**☐ No☒ Yes - select checkboxes for the student level(s) that have an application fee and report the amount of application fee(s) in Section 1 Part A.☒ Undergraduate programs☒ Graduate programs (not including Doctor's-Professional practice)☐ Doctor's-Professional Practice programs**6. For institutions that charge an application fee, can the application fee be waived for applicants that demonstrate financial need?**☐ No☒ Yes (please indicate for which level(s) application fee can be waived)☒ Undergraduate programs☒ Graduate programs (not including Doctor's-Professional practice)☐ Doctor's-Professional Practice programs**7. Indicate whether or not your institution participates in a Promise program.**☒ No☐ Yes**8. Indicate whether or not any of the following alternative tuition plans are offered by your institution.**☒ No☐ Yes [Check all that apply]☐ Tuition guarantee☐ Prepaid tuition plan☐ Tuition payment plan

☐ Other (specify in box below)


9. For the purposes of awarding institutional financial aid, does your institution require asset information from students who qualify for the exemption from asset reporting on the FAFSA form?

- ☒ No
☐ Yes

10. For the purpose of awarding institutional financial aid, does your institution require additional financial information separate from the FAFSA form?

- ☒ No
☐ Yes (please include a website link to where your institution's website explains what additional financial information is required.)

Link URL:


 You may use the box below to provide additional context for the data you have reported above. Context notes will be posted on the College Navigator website. Therefore, you should write all context notes using proper grammar (e.g., complete sentences with punctuation) and common language that can be easily understood by students and parents (e.g., spell out acronyms).


Institution: New Mexico Highlands University (187897)

User ID: P1878971

Section 1 - Student Charges: Part A - Application fees

If the institution charges an application fee, indicate the amount.

| |  Amount | Prior year |
|---|--|----------------|
| Undergraduate application fee | <input type="text" value="25"/> | 0 |
| Graduate application fee (not including Doctor's-Professional practice) | <input type="text" value="60"/> | 0 |

 You may use the box below to provide additional context for the data you have reported above. Context notes will be posted on the College Navigator website. Therefore, you should write all context notes using proper grammar (e.g., complete sentences with punctuation) and common language that can be easily understood by students and parents (e.g., spell out acronyms).

https://www.nmhu.edu/office-of-student-recruitment-undergraduate-admissions-admission-requirements/#::~:~:text=Mexico%20Highlands%20University%3A-,A%20complete%20application,application%20fee%20for%20graduate%20applicatio ns.

Institution: New Mexico Highlands University (187897)


User ID: P1878971

Section 1 - Student Charges: Part B - Cost of attendance for full-time, first-time undergraduate students

Reporting Reminders:

- These data will be made available to the public on College Navigator. If your institution participates in any Title IV programs (Federal Pell Grant, Federal Direct Loan, etc.), all information must be reported.
- For current year amounts: Please enter the amounts below.
- For prior year amounts: Please review the amounts below for accuracy and consistency with your institution's records and edit if needed. These data will be made available to the public on College Navigator.
- Estimates of expenses for books and supplies, food and housing, and other expenses are those from the Cost of Attendance report used by the financial aid office in determining financial need.

| Charges for full academic year | 2022-23 | 2023-24 | 2024-25 | 2025-26 | | |
|---|---------|---------|---------|--|---|-----------------------|
| <u>Tuition and required fees:</u> | | | | | 1 <u>Tuition Guarantee</u> (check only if applicable to entering students in 2025-26) | Guaranteed increase % |
| <u>In-district</u> | | | | | | |
| Tuition | 4,782 | 4,888 | 4,888 | <input type="text" value="4,888"/> | <input type="checkbox"/> | <input type="text"/> |
| Required fees | 2,358 | 2,372 | 2,528 | <input type="text" value="2,393"/> | <input type="checkbox"/> | <input type="text"/> |
| Tuition + fees total | 7,140 | 7,260 | 7,416 | 7,281 | | |
| <u>In-state</u> | | | | | | |
| Tuition | 4,782 | 4,888 | 4,888 | <input type="text" value="4,888"/> | <input type="checkbox"/> | <input type="text"/> |
| Required fees | 2,358 | 2,372 | 2,528 | <input type="text" value="2,393"/> | <input type="checkbox"/> | <input type="text"/> |
| Tuition + fees total | 7,140 | 7,260 | 7,416 | 7,281 | | |
| <u>Out-of-state</u> | | | | | | |
| Tuition | 9,630 | 9,808 | 9,808 | <input type="text" value="9,808"/> | <input type="checkbox"/> | <input type="text"/> |
| Required fees | 2,358 | 2,372 | 2,528 | <input type="text" value="2,393"/> | <input type="checkbox"/> | <input type="text"/> |
| Tuition + fees total | 11,988 | 12,180 | 12,336 | 12,201 | | |
| | | | | | | |
| <u>Books and supplies</u> | 1,144 | 1,144 | 1,158 | <input type="text" value="1,158"/> | | |
| <u>On-campus:</u> | | | | | | |
| <u>Food and housing</u> | 9,302 | 9,674 | 10,116 | <input type="text" value="11,284"/> | | |
| <u>Other expenses</u> | 3,968 | 3,968 | 4,808 | <input type="text" value="4,808"/> | | |
| Food and housing and other expenses total | 13,270 | 13,642 | 14,924 | 16,092 | | |
| <u>Off-campus (not with family):</u> | | | | | | |
| <u>Food and housing</u> | 10,352 | 10,352 | 11,284 | <input type="text" value="11,284"/> | | |
| <u>Other expenses</u> | 3,968 | 3,968 | 4,808 | <input type="text" value="4,808"/> | | |
| Food and housing and other expenses total | 14,320 | 14,320 | 16,092 | 16,092 | | |
| <u>Off-campus (with family):</u> | | | | | | |
| <u>Food and housing</u> | | | 3,836 | <input checked="" type="checkbox"/> <input type="text" value="3,836"/> | | |
| <u>Other expenses</u> | 3,968 | 3,968 | 4,808 | <input type="text" value="4,808"/> | | |
| Food and housing and other expenses total | 3,968 | 3,968 | 8,644 | 8,644 | | |

 You may use the box below to provide additional context for the data you have reported above. Context notes will be posted on the College Navigator website. Therefore, you should write all context notes using proper grammar (e.g., complete sentences with punctuation) and common language that can be easily understood by students and parents (e.g., spell out acronyms).

- ☐ Non-applicable
- ☐ The Cost of Attendance varies by program.
- ☐ The Cost of Attendance or tuition and fee methodology changed from last year.
- ☒ We allow special Cost of Attendance allowance additions for some programs and student categories.
- ☐ Cost of Attendance updates are based on a recent (prior or current year) cost survey.

- ☐ Tuition and fees, and Cost of Attendance components vary by campus location.
- ☐ This is a U.S. Service Academy. All costs are covered, and students receive a stipend in exchange for a U.S. Armed Forces service commitment.
- ☐ First-year students must live on campus.
- ☐ The Tuition and Fees includes the estimated cost of a computer required for all students.
- ☐ The Tuition and Fees includes the cost of books and supplies.
- ☐ The Books and Supplies includes the estimated cost of a computer required for all students.
- ☐ The Cost of Attendance (COA) is based on a weighted average of student living arrangement categories while enrolled.
- ☐ The Cost of Attendance (COA) is based on a weighted average of costs for all students across Title IV eligible programs.

<https://www.nmhu.edu/netprice/>

☒ Other


Institution: New Mexico Highlands University (187897)

User ID: P1878971

Section 1 - Student Charges: Part C - Tuition and Required Fees by Level (Undergraduate and Graduate [not including Doctor's-Professional practice])

When reporting for graduate students, **do not include** tuition for Doctor's-Professional students. This will be collected separately.

| Average tuition and required fees to all students in each category for the full academic year 2025-26 should be included (not just first-time, full-time undergraduate students). | | | | | | |
|---|--------------------|------------|-----------------|------------|---------------------|------------|
| Undergraduate students (all) | <u>In-district</u> | Prior year | <u>In-state</u> | Prior year | <u>Out-of-state</u> | Prior year |
| Full-time | | | | | | |
| <u>Tuition</u> | 4,888 | 4,888 | 4,888 | 4,888 | 9,808 | 9,808 |
| <u>Required fees</u> | 2,393 | 2,528 | 2,393 | 2,528 | 2,393 | 2,528 |
| Part-time | | | | | | |
| <u>Tuition (per credit hour charges)</u> | 204 | 204 | 204 | 204 | 409 | 409 |
| <u>Required fees</u> | 100 | 92 | 100 | 92 | 100 | 92 |
| Graduate students (not including Doctor's-Professional practice) | <u>In-district</u> | Prior year | <u>In-state</u> | Prior year | <u>Out-of-state</u> | Prior year |
| Full-time | | | | | | |
| <u>Tuition</u> | 5,488 | 5,488 | 5,488 | 5,488 | 10,264 | 10,264 |
| <u>Required fees</u> | 2,528 | 2,528 | 2,528 | 2,528 | 2,528 | 2,528 |
| Part-time | | | | | | |
| <u>Tuition (per credit hour charges)</u> | 229 | 229 | 229 | 229 | 428 | 428 |
| <u>Required fees</u> | 100 | 92 | 100 | 92 | 100 | 92 |

 You may use the box below to provide additional context for the data you have reported above. Context notes will be posted on the College Navigator website. Therefore, you should write all context notes using proper grammar (e.g., complete sentences with punctuation) and common language that can be easily understood by students and parents (e.g., spell out acronyms).

Section 1 - Student Charges: Part E - Food and Housing

What are the typical food and housing charges for a student for the full academic year 2025-26?
*If your institution offers food or housing at no charge to students, enter zero.
If you report food and housing separately, leave the combined charge blank. If you report a combined charge, leave the food and housing charges blank.*

| Food and Housing charges | Amount | Prior year |
|--|--|------------------------------------|
| Housing charge (Double occupancy) | <input checked="" type="checkbox"/> <input type="text" value="4,785"/> | <input type="text" value="5,356"/> |
| Food charge (Maximum plan) | <input type="text" value="2,744"/> | <input type="text" value="4,760"/> |
| Combined food and housing charge (Answer only if you CANNOT separate food and housing charges.) | <input type="text" value="N/A"/> | |

You may use the box below to provide additional context for the data you have reported above. Context notes will be posted on the College Navigator website. Therefore, you should write all context notes using proper grammar (e.g., complete sentences with punctuation) and common language that can be easily understood by students and parents (e.g., spell out acronyms).

Institution: New Mexico Highlands University (187897)

User ID: P1878971

Prepared by

Prepared by

Reporting Reminders:

- The name of the preparer is being collected so that we can follow up with the appropriate person in the event that there are questions concerning the data.
- The Keyholder will be copied on all email correspondence to other preparers.
- The time it took to prepare this component is being collected so that we can continue to improve our estimate of the reporting burden associated with IPEDS.
- Please include in your estimate the time it took for you to review instructions, query and search data sources, complete and review the component, and submit the data through the Data Collection System.
- Thank you for your assistance.

| | | | |
|--|--|-----------------------|-------------|
| This survey component was prepared by: | | | |
| <input checked="" type="radio"/> | Keyholder | <input type="radio"/> | SFA Contact |
| <input type="radio"/> | Finance Contact | <input type="radio"/> | Other |
| | Name: <input type="text" value="Mario Urioste, Jolene Money"/> | | |
| | Email: <input type="text" value="mcurioste@nmhu.edu"/> | | |

| | |
|--|--------------------------------------|
| How many staff from your institution only were involved in the data collection and reporting process of this survey component? | |
| <input type="text" value="2.00"/> | Number of Staff (including yourself) |

| How many hours did you and others from your institution only spend on each of the steps below when responding to this survey component? <i>Exclude the hours spent collecting data for state and other reporting purposes.</i> | | | | |
|---|----------------------------|--|----------------------------|----------------------------|
| Staff member | Collecting Data Needed | Revising Data to Match IPEDS Requirements | Entering Data | Revising and Locking Data |
| Your office | <input type="text"/> hours | <input type="text"/> hours | <input type="text"/> hours | <input type="text"/> hours |
| Other offices | <input type="text"/> hours | <input type="text"/> hours | <input type="text"/> hours | <input type="text"/> hours |

Institution: New Mexico Highlands University (187897)

User ID: P1878971

Summary

Cost I Component Summary

The purpose of this summary is to provide you an opportunity to view some of the data that, when accepted through the IPEDS quality control process, will appear on the [College Navigator](#) website and/or your institution's Data Feedback Report (DFR). In addition, all data reported in IPEDS survey components become publicly available through the [IPEDS Use the Data](#) and appear as aggregated statistics in various Department of Education reports. [College Navigator](#) is updated approximately three months after the data collection period closes and DFRs will be available through the [IPEDS Use the Data](#).

Please review your data for accuracy. If you have questions about the data displayed below or after reviewing the data reported on the survey screens, please contact the IPEDS Help Desk at: 1-877-225-2568 or ipedshelp@rti.org.

| GENERAL INFORMATION | |
|------------------------------|---|
| Reporter Type | Academic |
| Calendar System | Semester Postsecondary awards, certificates, or diplomas of 300-899 clock hours... |
| Award Levels Offered | Associate's degree Bachelor's degree Postbaccalaureate certificate Master's degree Doctor's degree - professional practice Full-time Undergraduate |
| Levels of Enrollment Offered | Full-time First-time, degree/certificate-seeking Undergraduate Full-time Graduate (not including doctor's professional) Part-time Undergraduate Part-time First-time, degree/certificate-seeking Undergraduate Part-time Graduate (not including doctor's professional) Doctor's degree - professional practice programs |
| System | No system |

| PRICING INFORMATION | | | | | |
|--|--|---------|---------|---------|---------|
| Alternative Tuition Plans | | No | | | |
| Promise program | | No | | | |
| Full-time Undergraduate Tuition and Fees | | | | | |
| | Average full-time undergraduate student tuition and fees for academic year 2025-26 | Tuition | | Fees | |
| | In-state | 4,888 | | 2,393 | |
| | Out-of-state | 9,808 | | 2,393 | |
| Full-time Graduate Tuition and Fees | | | | | |
| | Average full-time graduate student tuition and fees for academic year 2025-26 | Tuition | | Fees | |
| | In-state | 5,488 | | 2,528 | |
| | Out-of-state | 10,264 | | 2,528 | |
| First-time, Full-time Undergraduate Cost of Attendance | | | | | |
| | Estimated expenses for academic year | 2022-23 | 2023-24 | 2024-25 | 2025-26 |
| | In-state tuition and fees | 7,140 | 7,260 | 7,416 | 7,281 |
| | Out-of-state tuition and fees | 11,988 | 12,180 | 12,336 | 12,201 |
| | Books and supplies | 1,144 | 1,144 | 1,158 | 1,158 |
| | On-campus food and housing | 9,302 | 9,674 | 10,116 | 11,284 |
| | On-campus other expenses | 3,968 | 3,968 | 4,808 | 4,808 |
| | Off-campus food and housing | 10,352 | 10,352 | 11,284 | 11,284 |
| | Off-campus other expenses | 3,968 | 3,968 | 4,808 | 4,808 |
| | Off-campus with family food and housing | | | 3,836 | 3,836 |
| | Off-campus with family other expenses | 3,968 | 3,968 | 4,808 | 4,808 |

Edit Report

Cost I

| Source | Description | Severity | Resolved | Options |
|---|---|--------------|----------|---------|
| Screen: Section 1 - Student Charges: Part B - Cost of attendance for full-time, first-time undergraduate students | | | | |
| Screen Entry | For students living Off-Campus (with family), any charges reported for food and housing are expected to be small, as it is assumed that students living at home with parents will be responsible for minimal food and housing costs. Please review your student financial aid budget(s), and if this amount is determined to be correct, please provide an explanation for the value reported. Otherwise, please revise your data. (Error #11564) | Explanation | Yes | |
| Reason | The primary budget component for students is based on food needs, with calculations aligned to national averages for food costs associated with college enrollment. This approach ensures that student budgets reflect realistic living expenses and comply with federal cost-of-attendance guidelines. | | | |
| Screen: Section 1 - Student Charges: Part E - Food and Housing | | | | |
| Screen Entry | The amount entered (11,284) for food and housing on the Section 1 - Part B - Cost of Attendance screen is expected to be within 10% of the amount entered for food and housing on the Food and Housing screen (7,529). Please correct your data or explain the discrepancy between the two amounts reported. (Error #11236) | Explanation | Yes | |
| Reason | Previous report was average, current report used only double occupancy used on NMHU site. | | | |
| Related Screens | Part B - Cost of Attendance for FTFTUG, Part E - Food and Housing | | | |
| Screen Entry | The amount of food and housing charges (7,529) is outside the expected range of between 8,093 and 12,139 based on the prior year amount. Please confirm that the value reported is correct. (Error #11302) | Confirmation | Yes | |