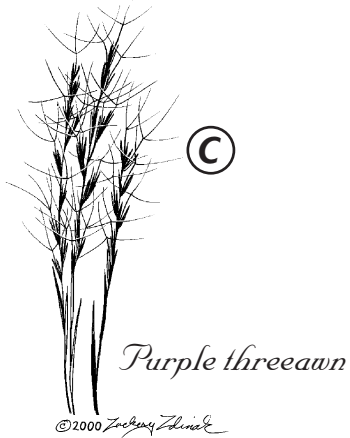


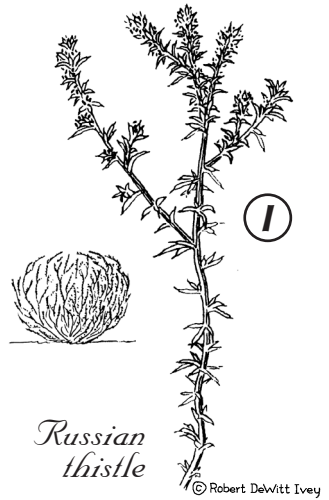
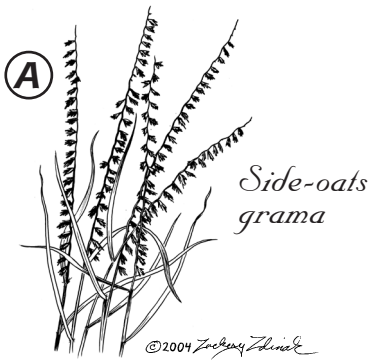


Bosque



Side oats grama (*Bouteloua curtipendula*) • Tall bunchgrass with flat blades that are rough on the upper surface and hairy on the edges. Stem is also hairy. Seed stalk has 20–50 short (½") branches that hang off of the main stem giving it a distinctive pennant-like appearance.

Blue grama (*Bouteloua gracilis*) • Clumpy perennial grass 8–12" tall. Seed heads elongated and droop perpendicular to flower stalk, curling like eyelashes when dried. Flower stalks between 12–18" tall. Leaf blades gray-green.

Purple threeawn (*Aristida purpurea*) • Perennial grass to 24" tall; 1–2" wide. Seed heads have three "awns" (long stiff hairs), purple to red in color. Leaf blades from base of plant to 9" tall and are slightly coarse.

Cheatgrass, Downy brome (*Bromus tectorum*) • Annual grass to 2' tall. Blades emerge in fall and can over-winter below snow. Mature plants have red/purple drooping seedheads. Rapid spring growth with seeds maturing before most grasses. Usually many short, soft hairs.

Galleta grass, James' galleta (*Hilaria jamesii*) • Perennial grass to 12" tall. Seed heads composed of small clusters that alternate along the flower stalk for up to 3". Leaves are very coarse and are mostly basal with lengths up to 4". Similar to Tobosa grass.

Fluffgrass, low woollygrass (*Dasyochloa pulchella*) • Low, densely tufted perennial bunchgrass that sometimes forms open mats. Flowers have 4–18 spikelets and are covered with fluffy, silvery hairs. Leaves are thin, wiry, and crowded at base of stems.

Sand dropseed (*Sporobolus cryptandrus*) • Erect grass, to 30" tall; blades flat, 2–9" long, taper to a slender point, smooth below and rough above, whitish margins. Leaves tend to roll inward from the edges when drying. Seedhead to 12" long, 6" wide, spreads at maturity and has scattered slender branches to 3" long. Seeds crowded towards the branch ends, pale purple to lead-gray.

Apache plume (*Fallugia paradoxa*) • Shrub to 6'. White, solitary flowers resemble single white roses and can be 1" wide. Branches are slender and have a shaggy/shreddy texture. Leaves 5–7 lobed and sticky; feather-tailed fruits grow in clusters.

Russian thistle, Tumbleweed (*Salsola tragus*) • Dense, round, intricately branched annual shrub up to 3' tall and 4' wide. Branches striped red or purple. Flowers white to pink. Leaves usually 1½" long, roundish, very pointy at tips. Nonnative invasive.

Tobosa grass (*Pleuraphis mutica*) • Perennial bunchgrass to 2' tall. Leaf blades narrow, stiff, 2–3' long, seedheads up to 3" long. Considered good forage. Resembles galleta.

* USDA-NRCS PLANTS Database / Hitchcock, A.S. (rev. A. Chase). 1950. *Manual of the grasses of the United States*. USDA Misc. Publ. No. 200. Washington, DC.

Grasses and wildflowers

