


NMHU LIBRARIES

Introduction to Online Library Services & Collections for Social Work

Website Access

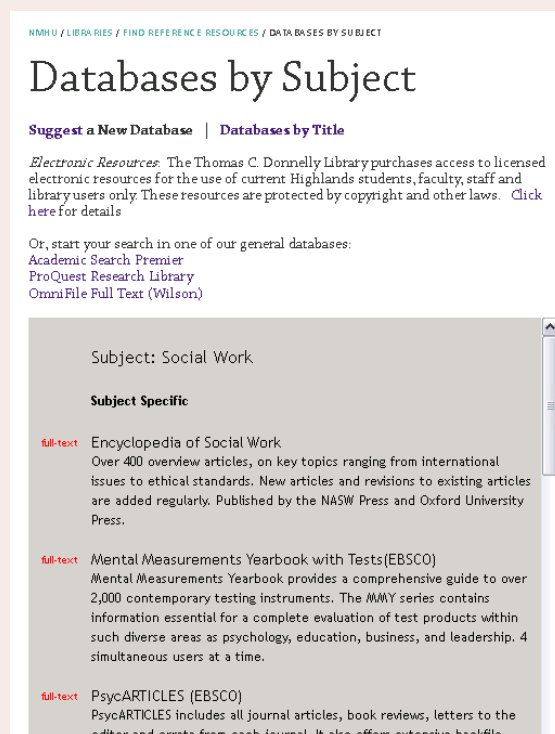
To access the Libraries' webpage, click on the Libraries link at the bottom of the university's homepage <http://www.nmhu.edu> or go directly to <http://www.nmhu.edu/library>



To access some library resources from off-campus, you will need to enter your NMHU username and password. For help finding your user name and password go to <http://its.nmhu.edu/help/>

Suggested Databases for Peer-reviewed Journal Articles in Social Work

On the Libraries' homepage, click on link Databases by Subject located on the top left side menu.



On the Databases by Subject webpage, select Social Work. Each database listed will have a brief description of its contents under its title. To access a database, click on the hyperlinked title of the database.

Note: To locate research articles in a database, limit your search to scholarly or peer-reviewed journals. This option is usually on the first page of the database's search screen.

If you are not sure where to begin, start your search in one of our general databases, using the links at the top of the page.

Suggested Database for Legal Research LexisNexis Academic

For access to full-text documents from over 5,600 news, business, legal, medical, and reference publications.

NMHU LIBRARIES

How to Find an Article If You Have a Citation

1. Identify the journal title in the citation.

Note: When looking for a specific article, the journal title is the key. The database identified in a citation is not as important as the journal title, since the contents of specific databases will change over time.

2. Go to the Libraries' webpage.

3. Select the Journal Finder link located at the top left menu on the Library home page.

4. On the Journal Finder webpage, type in the journal title & click search.

5. Review years available. (Refer to the article citation for the year, volume and issue the article appears in. The dates of full-text coverage for the various databases are indicated in the Journal Finder descriptions).

6. Select a database that has the needed year and click on the hyperlink for that database.

Note: In the case that full-text coverage is not available, consider requesting the article through Interlibrary Loan (see below).

7. In the database search box, type in the title of the article; click on the full text icon to view the article.

For more detailed instruction, go to <http://www.nmhu.edu/library/reference-information-services/library-tutorials/> and select the How to Find a Journal Article from a Citation link.

Recommended Services for Social Work Students

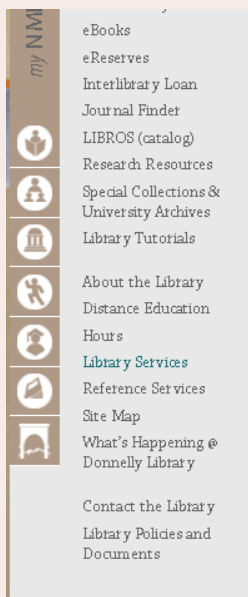
Services available online

- *eReserves* gives you 24/7 electronic access to course material put on reserve by instructors.

- *Interlibrary Loan* allows you to electronically request and receive journal articles not available through Highlands University Libraries.


- *Reference and Research Assistance* is provided by library staff by email, chat, phone, and in person.

- *Library Passports* will allow you to check out books from other New Mexico Academic Libraries. You can request a passport online.



Library Services

Suggest a New Library Service



FOR STUDENTS: Site Map | Borrowing | eReserves | Hours | Interlibrary Loan | Introduction to Online Library Services | Library Online HelpDesk | Library Tutorials | Passport Certificate | Remote Access | Reference and Information Services | Room Reservations | Special Collections and University Archives | Theses and Professional Papers

FOR FACULTY: Site Map | eReserves | Library Instruction Requests | Interlibrary Loan | Reference and Information Services | Room Reservations | Trial Databases



Remote Access Services

Library databases are available to currently registered students, faculty and staff. Courtesy card holders, community members and visitors may use the databases on computers located at the main campus library only.

Students: Use your Highlands student email username and password. (for student email information click here)

Faculty: Use your Highlands email username and password.

Staff: Use your Highlands email username and password.

Questions? Need Help?

Email us at libinfo@nmhu.edu or Call us at 505.454.3401 (Toll Free: 1.877.850.9064 x3401)

More Library Guides and Tutorials are available at <http://www.nmhu.edu/library/reference-information-services/library-tutorials/>