



# Library Guide to Searching for Streaming Video in the Films on Demand database

## Accessing Library Databases

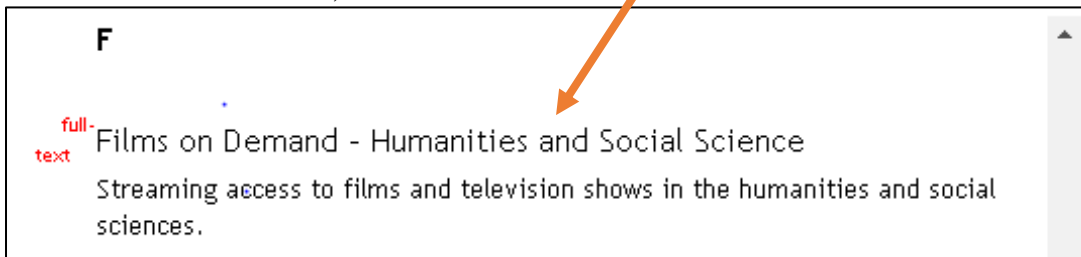
1. Go to the main library webpage: [www.nmhu.edu/library](http://www.nmhu.edu/library)
2. Click on **Databases by Title** on the menu on the left hand side of the library webpage.



3. On the Databases by Title webpage, click on the **F**.



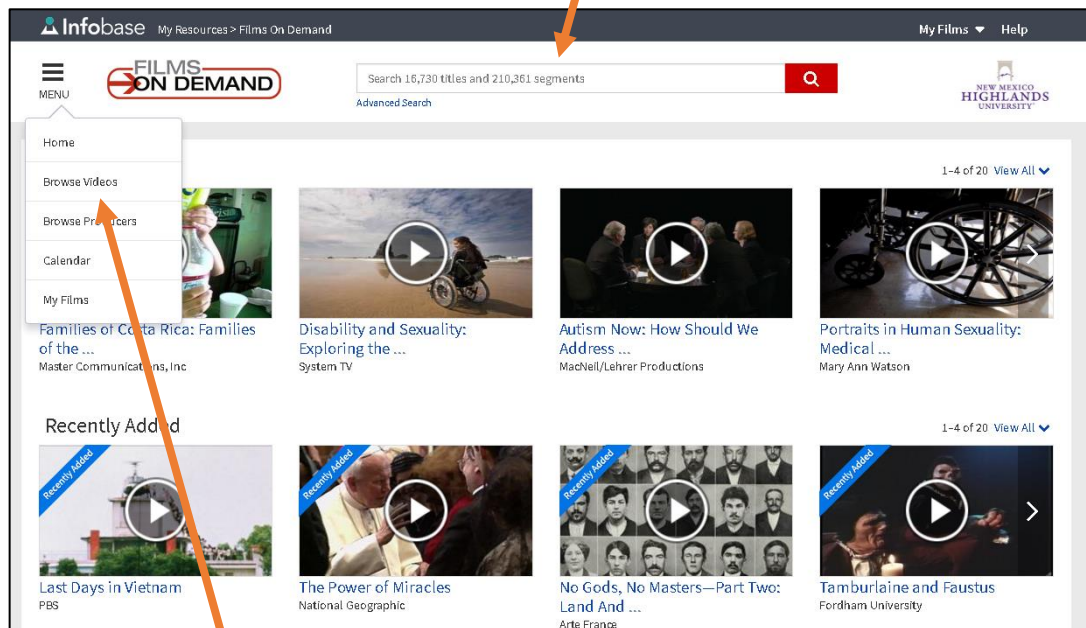
4. From the list of databases, click on **Films on Demand – Humanities and Social Science**



5. If you are off campus, you will be prompted to login using your NMHU username and password.
  - a. Your username is everything before the @ symbol of your student email (ex. jdoe93 would be the user name for a student with the email jdoe93@live.nmhu.edu)
  - b. Your password must have been changed from the temporary password.
  - c. If you are accessing the database from a work computer, please note some institutions have strict firewalls (schools, government agencies, hospitals). You may have to contact your IT department to get into our resources.

## Searching for Videos in Films on Demand

1. Enter your search terms in search box at the top of the screen.



2. You can also browse for videos by using the menu on the left hand side of the screen.

*Need further assistance? Please contact the library at 505-454-3401 or [libinfo@nmhu.edu](mailto:libinfo@nmhu.edu).*