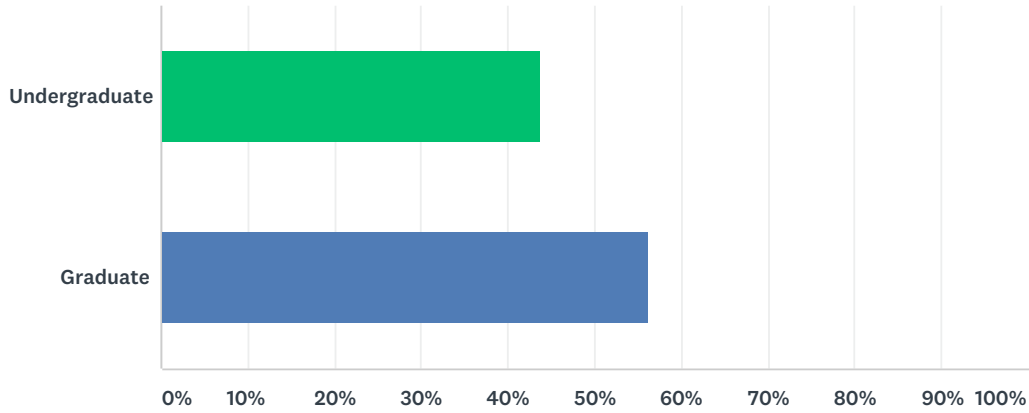


Q1 You are receiving this survey because you received a degree/certificate from NMHU between Fall 2014 and Summer of 2015. What was the level of that degree?

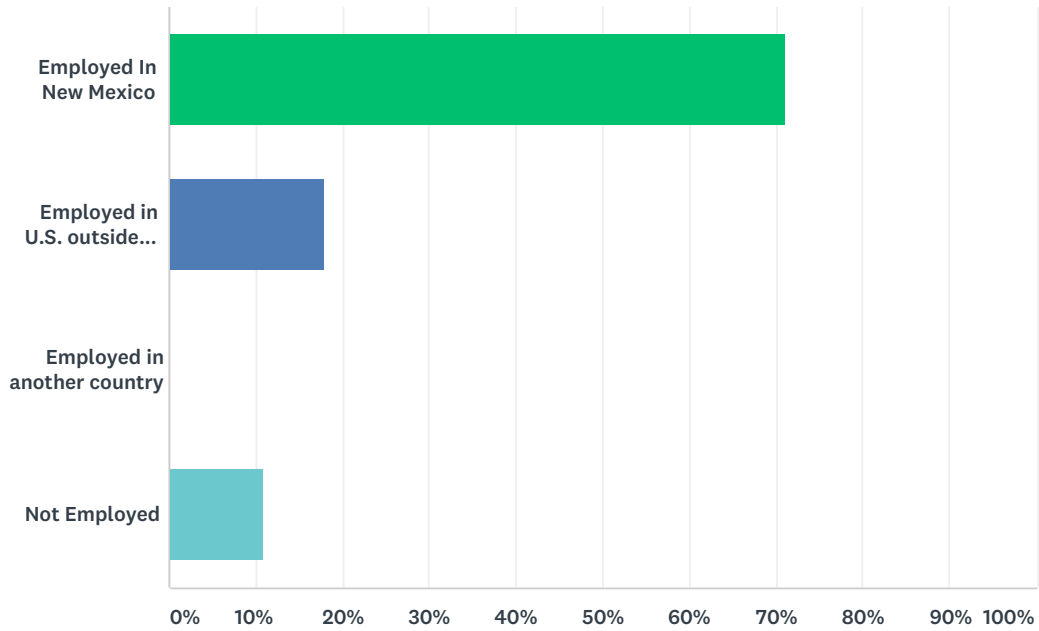
Answered: 110 Skipped: 1



ANSWER CHOICES	RESPONSES	
Undergraduate	43.64%	48
Graduate	56.36%	62
TOTAL		110

Q2 Please select the choice below that most closely matches your current employment status

Answered: 111 Skipped: 0



ANSWER CHOICES	RESPONSES	
Employed In New Mexico	71.17%	79
Employed in U.S. outside of New Mexico	18.02%	20
Employed in another country	0.00%	0
Not Employed	10.81%	12
TOTAL		111

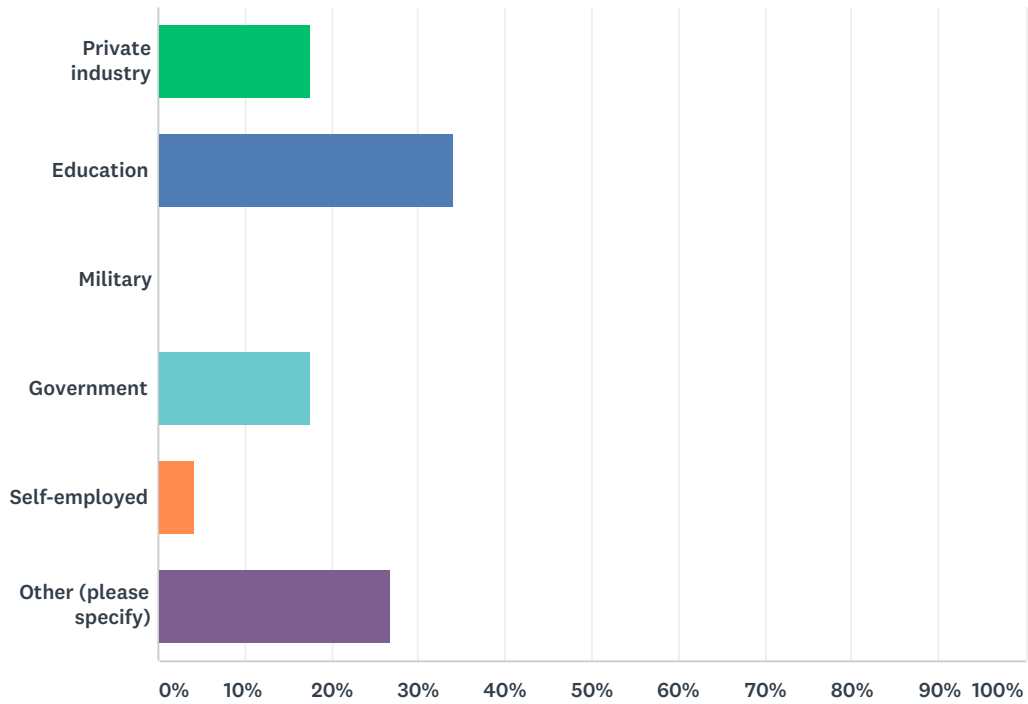
Q4 What is your country of employment?

Answered: 0 Skipped: 111

ANSWER CHOICES	RESPONSES	
State:	0.00%	0
Country:	0.00%	0

Q5 Which category best describes your employer?

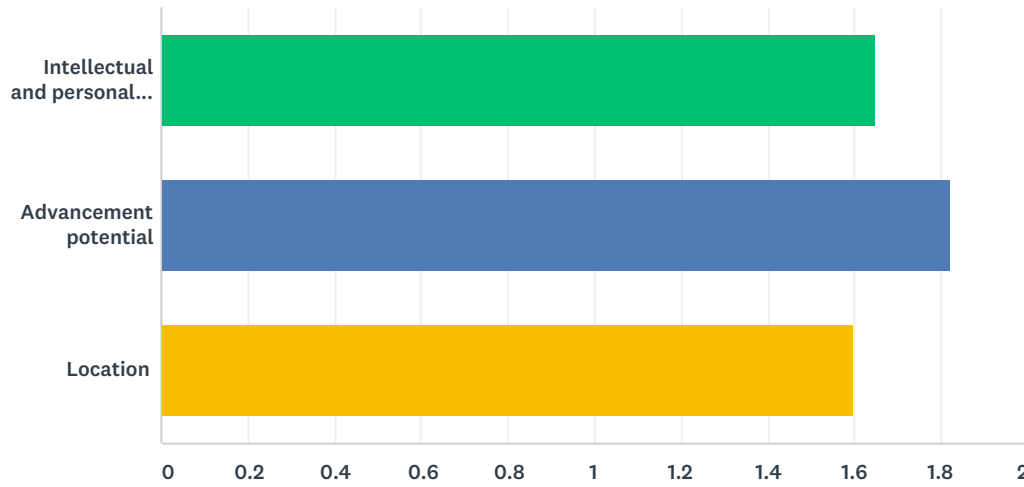
Answered: 97 Skipped: 14



ANSWER CHOICES	RESPONSES	
Private industry	17.53%	17
Education	34.02%	33
Military	0.00%	0
Government	17.53%	17
Self-employed	4.12%	4
Other (please specify)	26.80%	26
TOTAL		97

Q7 How satisfied are you with the following aspects of your job?

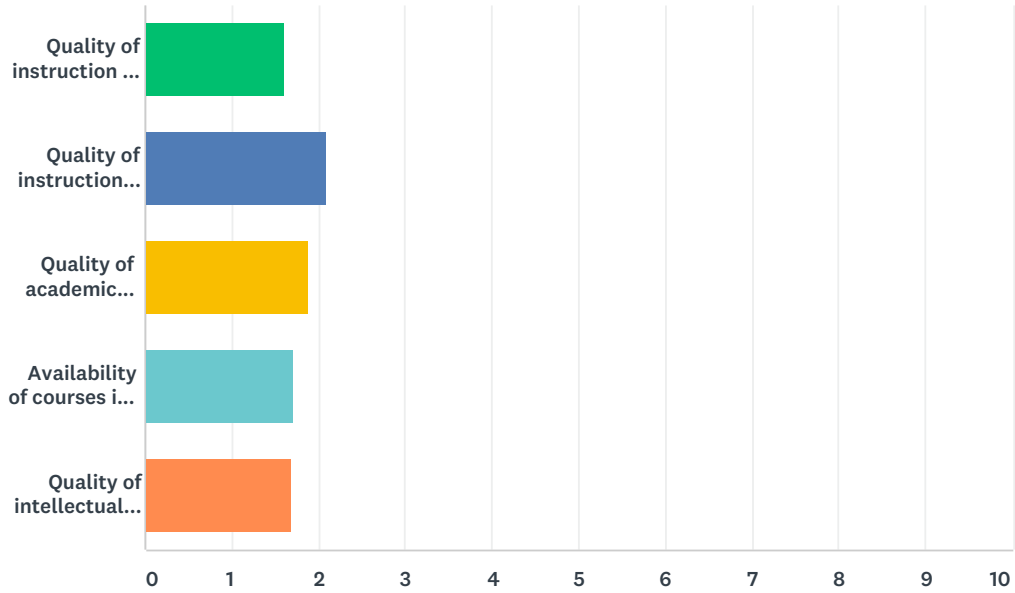
Answered: 97 Skipped: 14



	VERY SATISFIED	SATISFIED	DISSATISFIED	VERY DISSATISFIED	DOES NOT APPLY	TOTAL	WEIGHTED AVERAGE
Intellectual and personal challenge	44.33% 43	49.48% 48	4.12% 4	1.03% 1	1.03% 1	97	1.65
Advancement potential	31.96% 31	57.73% 56	7.22% 7	2.06% 2	1.03% 1	97	1.82
Location	46.39% 45	47.42% 46	6.19% 6	0.00% 0	0.00% 0	97	1.60

Q8 Curriculum/Instruction

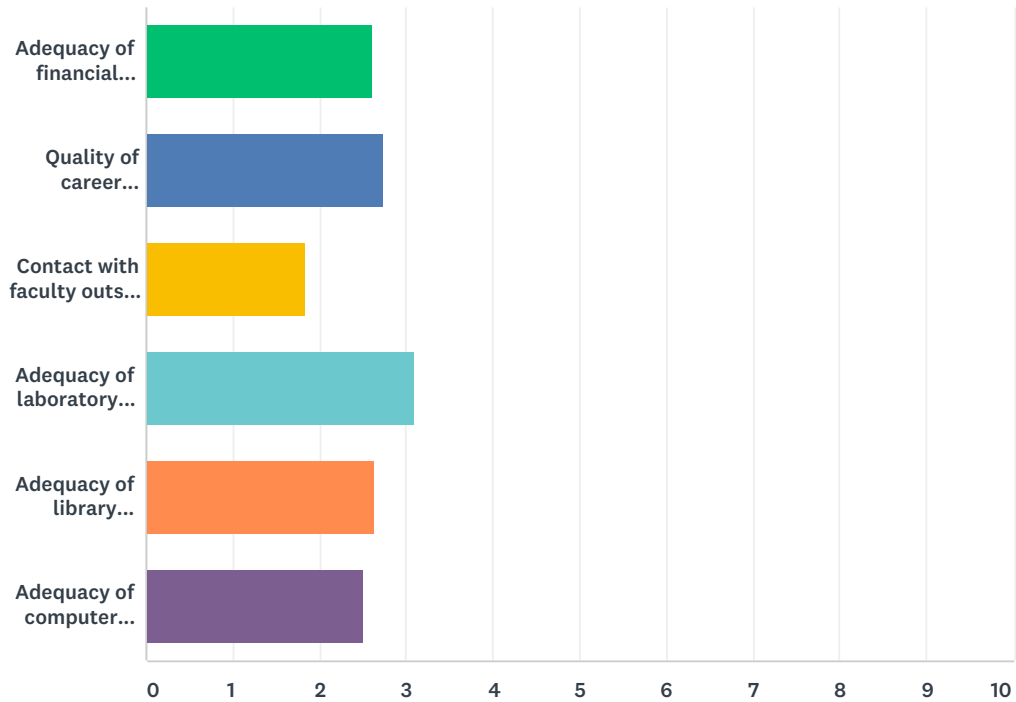
Answered: 106 Skipped: 5



	VERY SATISFIED	SATISFIED	DISSATISFIED	VERY DISSATISFIED	DOES NOT APPLY	TOTAL	WEIGHTED AVERAGE
Quality of instruction in your major/certificate	45.28% 48	47.17% 50	7.55% 8	0.00% 0	0.00% 0	106	1.62
Quality of instruction outside your major/certificate	29.25% 31	51.89% 55	8.49% 9	0.94% 1	9.43% 10	106	2.09
Quality of academic advisement	40.38% 42	38.46% 40	15.38% 16	3.85% 4	1.92% 2	104	1.88
Availability of courses in your major/certificate	40.57% 43	50.00% 53	7.55% 8	0.94% 1	0.94% 1	106	1.72
Quality of intellectual challenges of your program	45.28% 48	45.28% 48	5.66% 6	1.89% 2	1.89% 2	106	1.70

Q9 Support

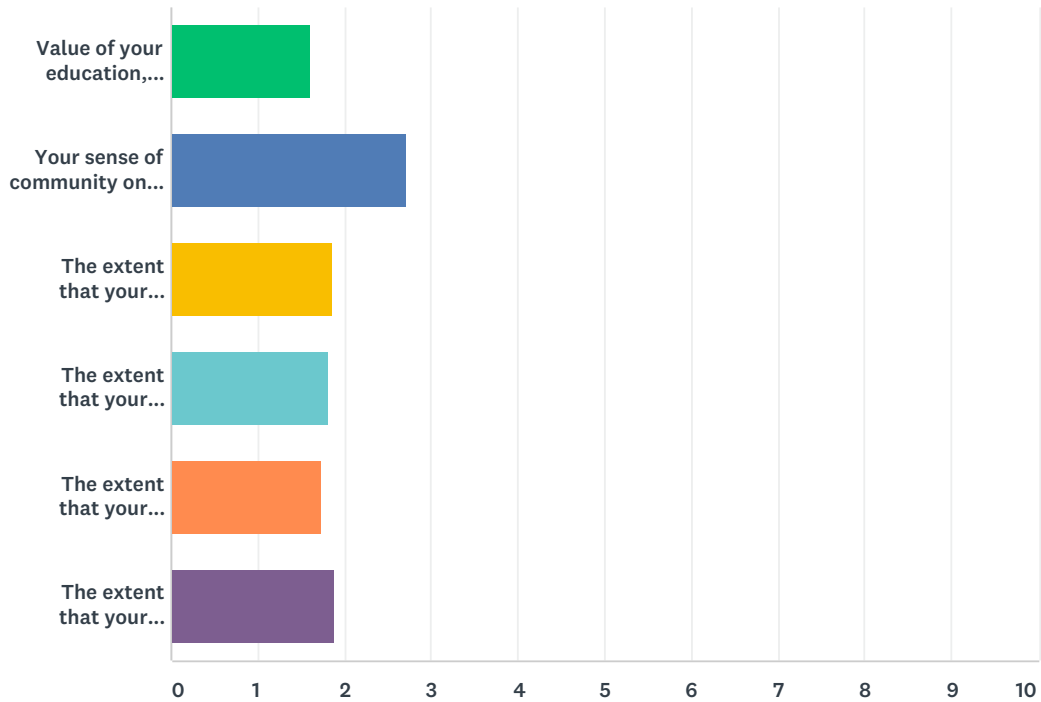
Answered: 106 Skipped: 5



	VERY SATISFIED	SATISFIED	DISSATISFIED	VERY DISSATISFIED	DOES NOT APPLY	TOTAL	WEIGHTED AVERAGE
Adequacy of financial assistance	28.30% 30	35.85% 38	7.55% 8	2.83% 3	25.47% 27	106	2.61
Quality of career counseling and advisement	23.58% 25	31.13% 33	14.15% 15	8.49% 9	22.64% 24	106	2.75
Contact with faculty outside of class	45.28% 48	36.79% 39	10.38% 11	2.83% 3	4.72% 5	106	1.85
Adequacy of laboratory facilities and equipment	19.81% 21	30.19% 32	8.49% 9	3.77% 4	37.74% 40	106	3.09
Adequacy of library facilities	18.87% 20	48.11% 51	6.60% 7	2.83% 3	23.58% 25	106	2.64
Adequacy of computer facilities	20.75% 22	47.17% 50	11.32% 12	1.89% 2	18.87% 20	106	2.51

Q10 Overall Assessment

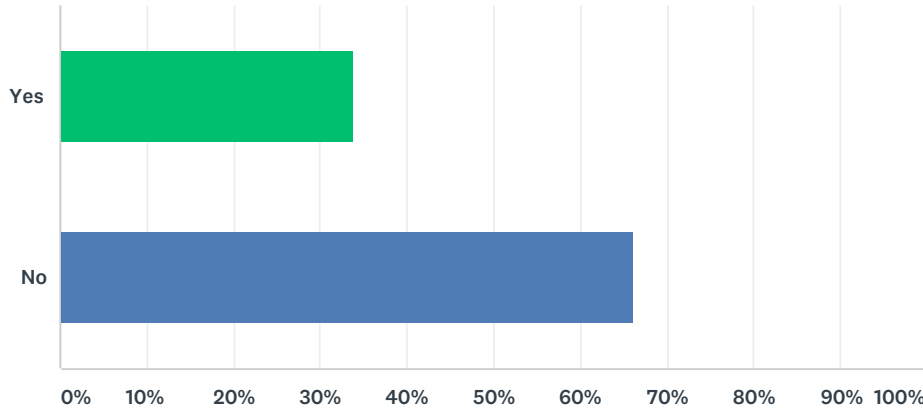
Answered: 106 Skipped: 5



	VERY SATISFIED	SATISFIED	DISSATISFIED	VERY DISSATISFIED	DOES NOT APPLY	TOTAL	WEIGHTED AVERAGE
Value of your education, relative to cost	50.00% 53	40.57% 43	7.55% 8	1.89% 2	0.00% 0	106	1.61
Your sense of community on campus	24.53% 26	37.74% 40	4.72% 5	8.49% 9	24.53% 26	106	2.71
The extent that your experience at Highlands enhanced your ability to communicate and explain ideas	35.85% 38	50.94% 54	7.55% 8	1.89% 2	3.77% 4	106	1.87
The extent that your experience at Highlands enhanced your ability to work in a group	34.91% 37	54.72% 58	7.55% 8	0.00% 0	2.83% 3	106	1.81
The extent that your experience at Highlands enhanced your ability to think critically and creatively	40.57% 43	50.00% 53	6.60% 7	0.94% 1	1.89% 2	106	1.74
The extent that your experience at Highlands enhanced your knowledge of the world at large	35.24% 37	48.57% 51	11.43% 12	1.90% 2	2.86% 3	105	1.89

Q11 Have you continued your education since graduating from NMHU?

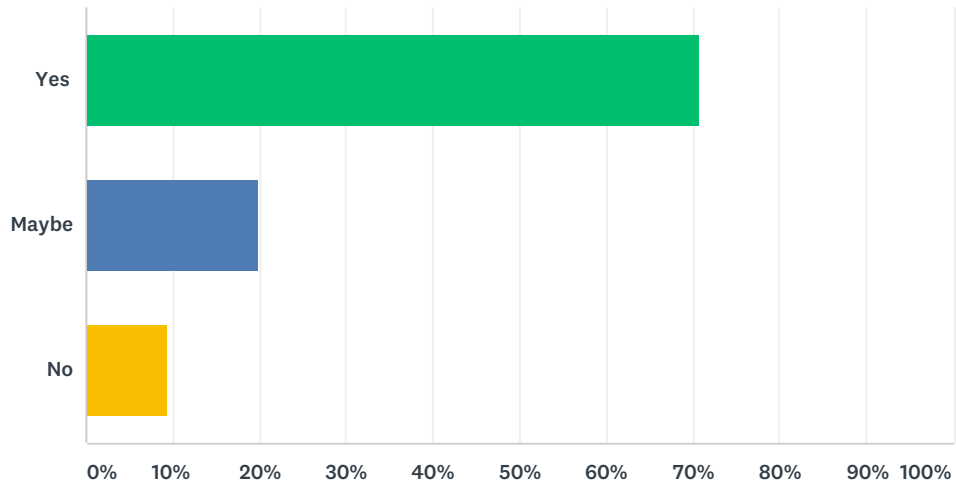
Answered: 106 Skipped: 5



ANSWER CHOICES	RESPONSES	
Yes	33.96%	36
No	66.04%	70
TOTAL		106

Q13 If you had to do it all over again would you attend this university?

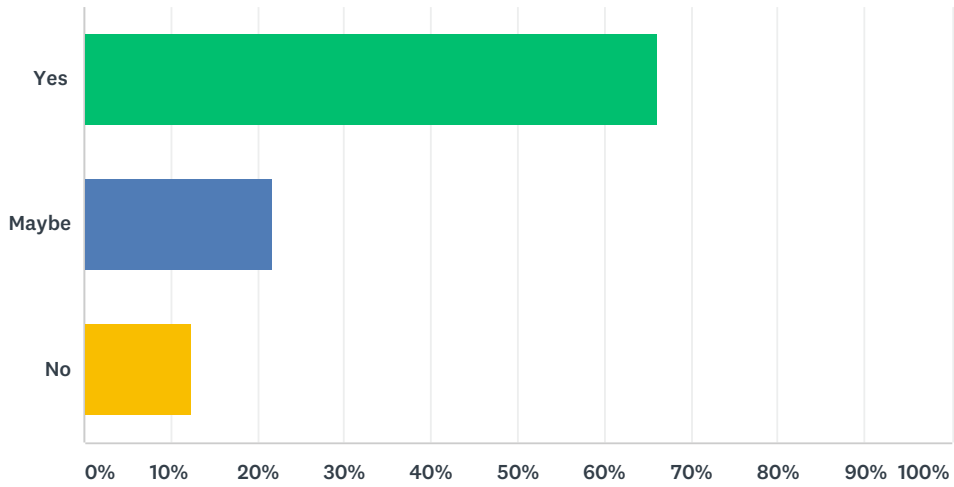
Answered: 106 Skipped: 5



ANSWER CHOICES	RESPONSES	
Yes	70.75%	75
Maybe	19.81%	21
No	9.43%	10
TOTAL		106

Q14 If you had to do it all over again would you choose the same major/certificate?

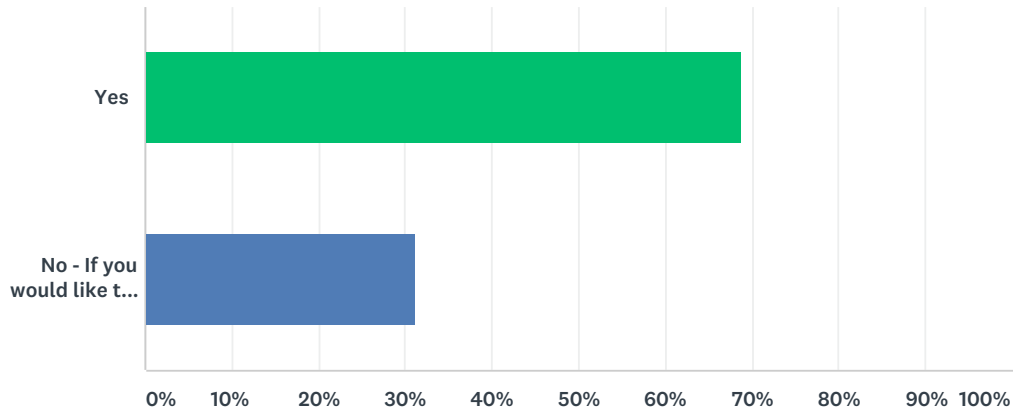
Answered: 106 Skipped: 5



ANSWER CHOICES	RESPONSES	
Yes	66.04%	70
Maybe	21.70%	23
No	12.26%	13
TOTAL		106

Q15 Are you currently receiving the RoundUp email newsletter from the alumni office?

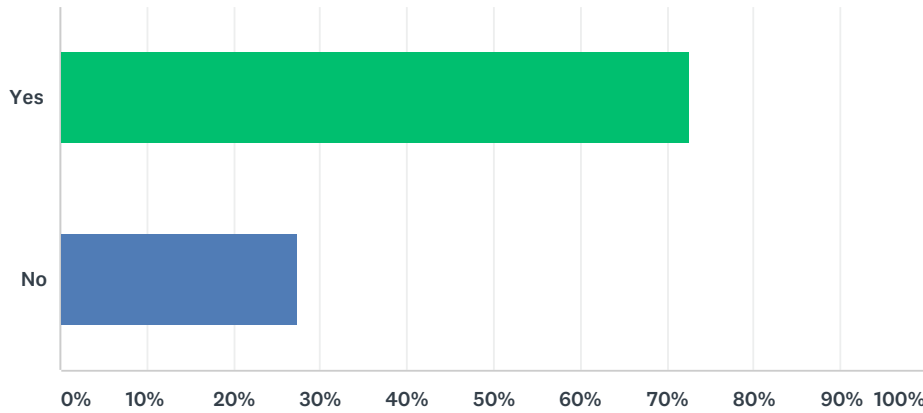
Answered: 103 Skipped: 8



ANSWER CHOICES	RESPONSES	
Yes	68.93%	71
No - If you would like to receive the newsletter, please provide your preferred email address in box below	31.07%	32
TOTAL		103

Q16 Do you receive mail from the alumni office, including the alumni calendar of events mailers and Homecoming information?

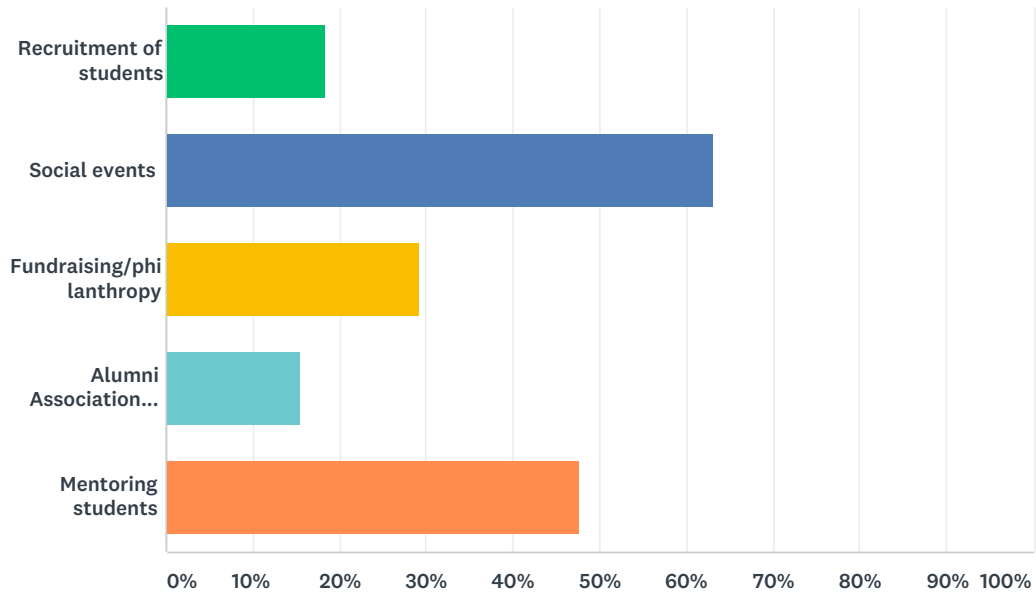
Answered: 102 Skipped: 9



ANSWER CHOICES	RESPONSES	
Yes	72.55%	74
No	27.45%	28
TOTAL		102

Q17 What types of alumni activities interest you?

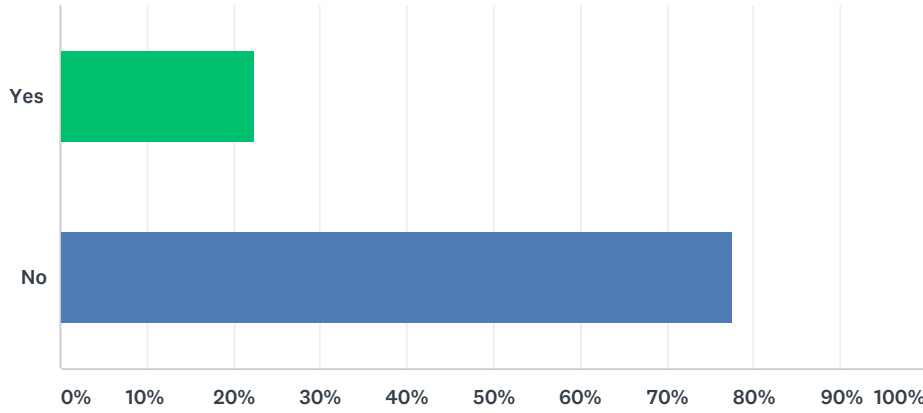
Answered: 65 Skipped: 46



ANSWER CHOICES	RESPONSES	
Recruitment of students	18.46%	12
Social events	63.08%	41
Fundraising/philanthropy	29.23%	19
Alumni Association Board service	15.38%	10
Mentoring students	47.69%	31
Total Respondents: 65		

Q18 Have you attended NMHU Homecoming in the past 5 years?

Answered: 103 Skipped: 8



ANSWER CHOICES	RESPONSES	
Yes	22.33%	23
No	77.67%	80
TOTAL		103