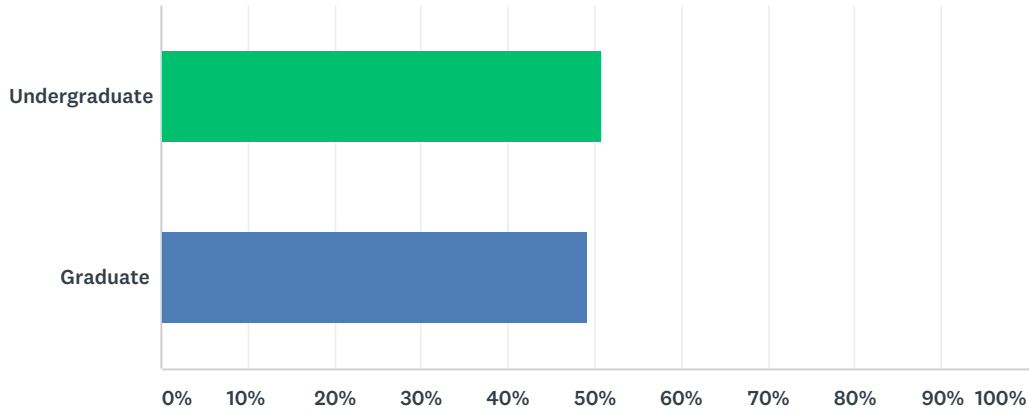


Q1 You are receiving this survey because you received a degree/certificate from NMHU between Fall 2015 and Summer of 2016. What was the level of that degree?

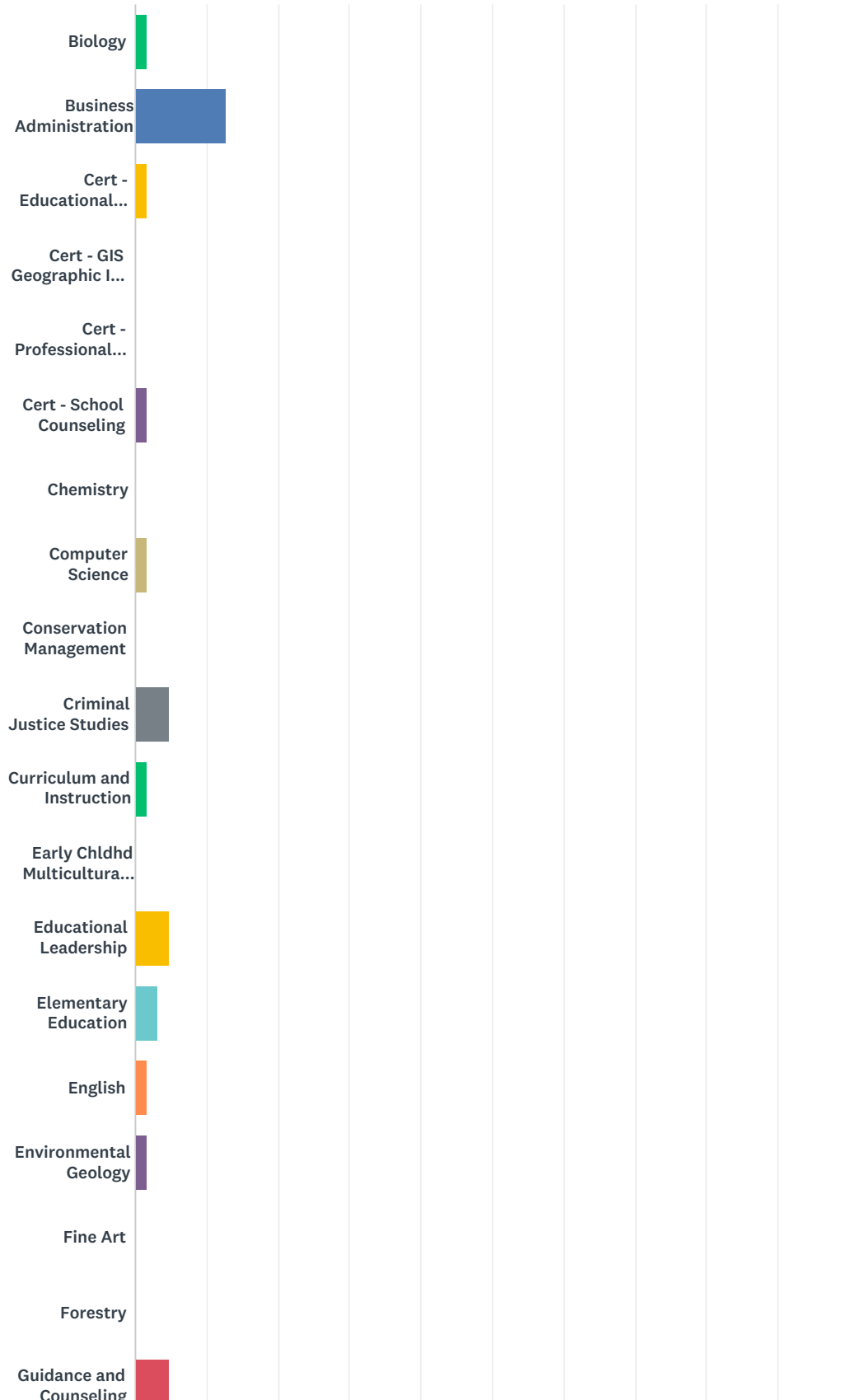
Answered: 63 Skipped: 0



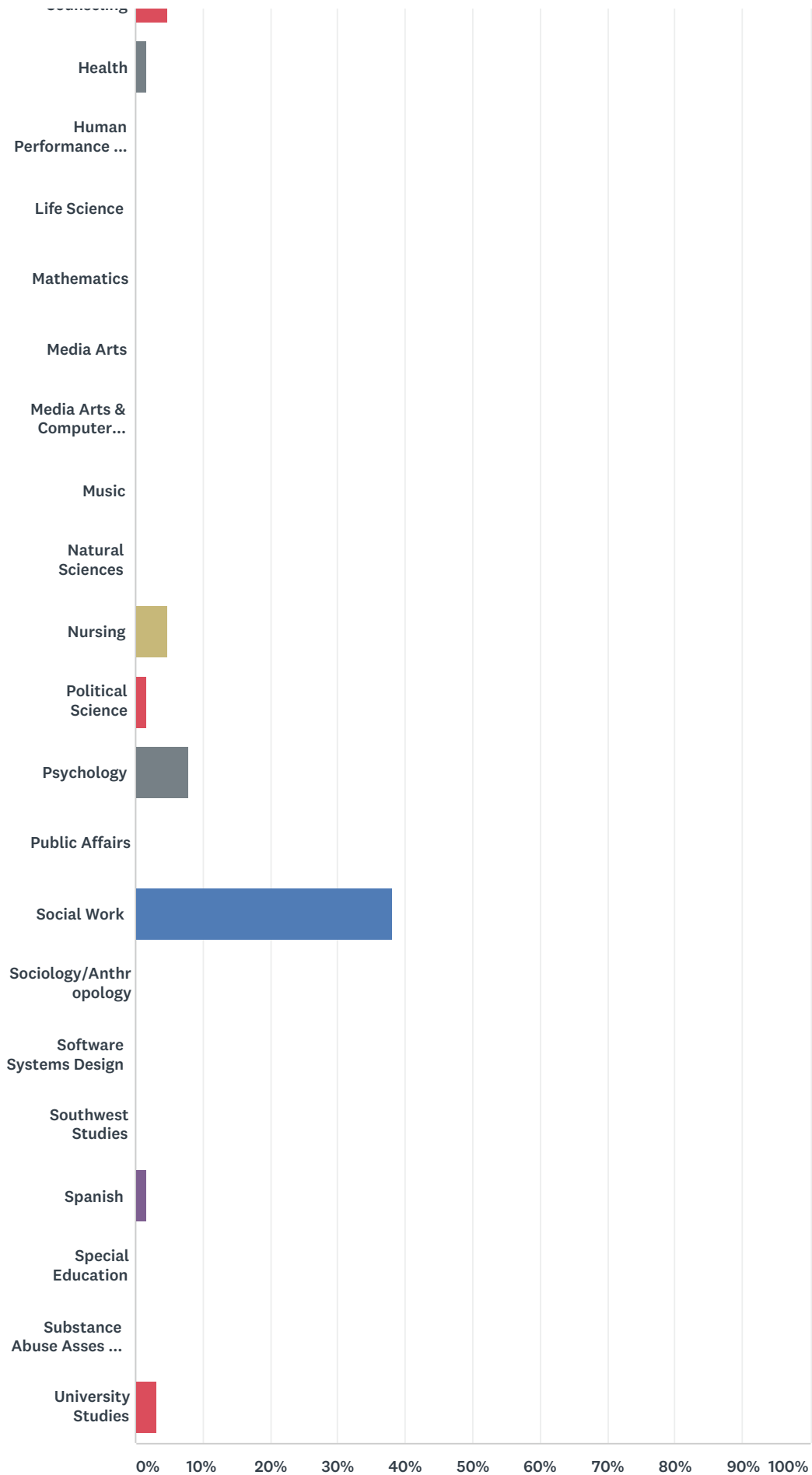
ANSWER CHOICES	RESPONSES	
Undergraduate	50.79%	32
Graduate	49.21%	31
TOTAL		63

Q2 While at Highlands what was your Major? (select from drop down)

Answered: 63 Skipped: 0



2019 Alumni Survey



2019 Alumni Survey

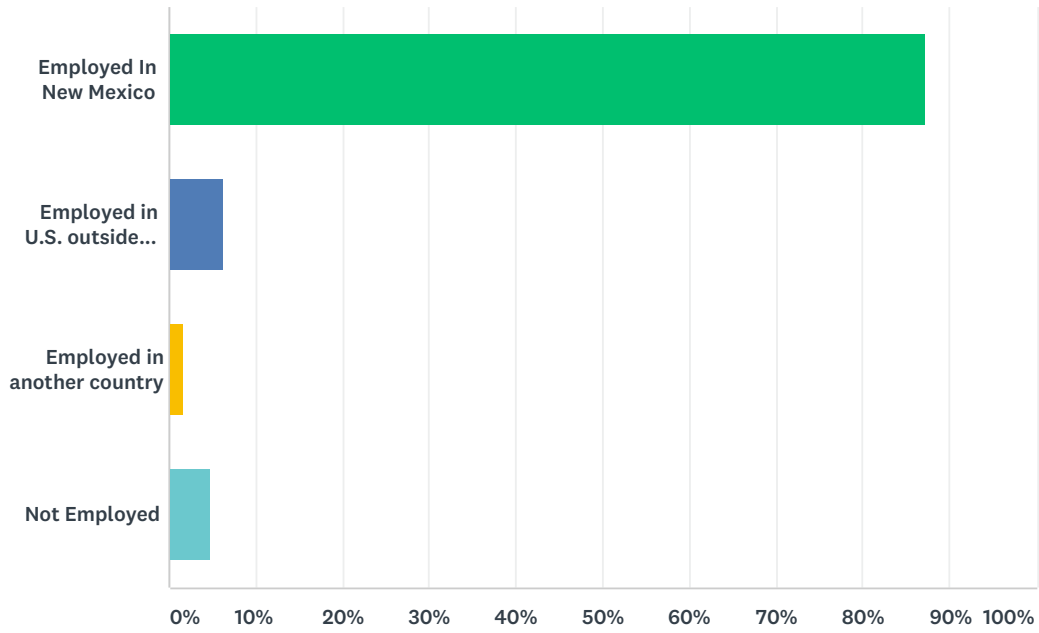
ANSWER CHOICES	RESPONSES	
Biology	1.59%	1
Business Administration	12.70%	8
Cert - Educational Leadership	1.59%	1
Cert - GIS Geographic Info Sys	0.00%	0
Cert - Professional Counseling	0.00%	0
Cert - School Counseling	1.59%	1
Chemistry	0.00%	0
Computer Science	1.59%	1
Conservation Management	0.00%	0
Criminal Justice Studies	4.76%	3
Curriculum and Instruction	1.59%	1
Early Chldhd Multicultural Edu	0.00%	0
Educational Leadership	4.76%	3
Elementary Education	3.17%	2
English	1.59%	1
Environmental Geology	1.59%	1
Fine Art	0.00%	0
Forestry	0.00%	0
Guidance and Counseling	4.76%	3
Health	1.59%	1
Human Performance & Sport	0.00%	0
Life Science	0.00%	0
Mathematics	0.00%	0
Media Arts	0.00%	0
Media Arts & Computer Science	0.00%	0
Music	0.00%	0
Natural Sciences	0.00%	0
Nursing	4.76%	3
Political Science	1.59%	1
Psychology	7.94%	5
Public Affairs	0.00%	0
Social Work	38.10%	24
Sociology/Anthropology	0.00%	0

2019 Alumni Survey

Software Systems Design	0.00%	0
Southwest Studies	0.00%	0
Spanish	1.59%	1
Special Education	0.00%	0
Substance Abuse Asses & Treat	0.00%	0
University Studies	3.17%	2
TOTAL		63

Q3 Please select the choice below that most closely matches your current employment status

Answered: 63 Skipped: 0



ANSWER CHOICES	RESPONSES	
Employed In New Mexico	87.30%	55
Employed in U.S. outside of New Mexico	6.35%	4
Employed in another country	1.59%	1
Not Employed	4.76%	3
TOTAL		63

Q4 In what U.S. state you are currently employed?

Answered: 4 Skipped: 59

#	RESPONSES	DATE
1	Arizona	3/25/2019 3:55 PM
2	Arizona	3/25/2019 3:36 PM
3	Maine and new Hampshire	3/25/2019 2:17 PM
4	Michigan	3/25/2019 2:02 PM

Q5 What is your country of employment?

Answered: 1 Skipped: 62

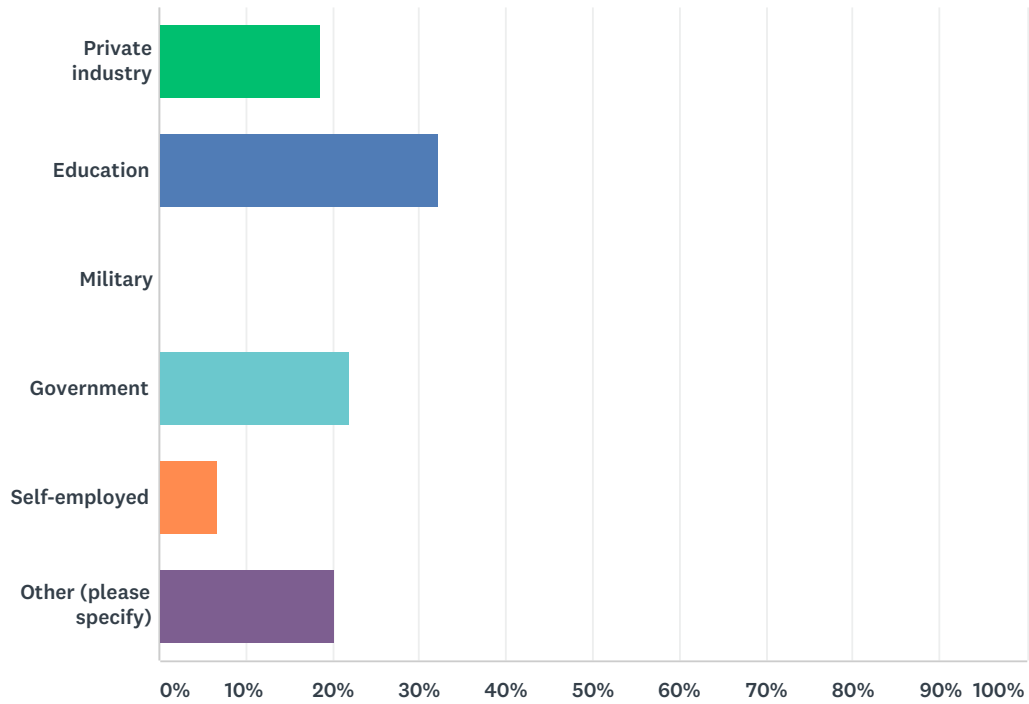
ANSWER CHOICES		RESPONSES
State:		0.00% 0
Country:		100.00% 1

#	STATE:	DATE
	There are no responses.	

#	COUNTRY:	DATE
1	Germany	4/3/2019 8:45 AM

Q6 Which category best describes your employer?

Answered: 59 Skipped: 4



ANSWER CHOICES	RESPONSES	
Private industry	18.64%	11
Education	32.20%	19
Military	0.00%	0
Government	22.03%	13
Self-employed	6.78%	4
Other (please specify)	20.34%	12
TOTAL		59

#	OTHER (PLEASE SPECIFY)	DATE
1	Post office	4/4/2019 8:32 AM
2	Pro football player	4/3/2019 8:46 AM
3	Non-profit agency (social services)	4/1/2019 10:04 PM
4	Corporate	3/29/2019 8:35 PM
5	Casino	3/29/2019 10:54 AM
6	Nonprofit	3/27/2019 10:03 AM
7	Work for the State of New Mexico	3/27/2019 9:23 AM
8	Work study	3/27/2019 9:22 AM
9	Middle school where I also intern.	3/26/2019 1:39 PM

2019 Alumni Survey

10	MCO	3/26/2019 9:59 AM
11	County	3/25/2019 7:53 PM
12	Non-profit	3/25/2019 2:50 PM

Q7 What is your current job title?

Answered: 57 Skipped: 6

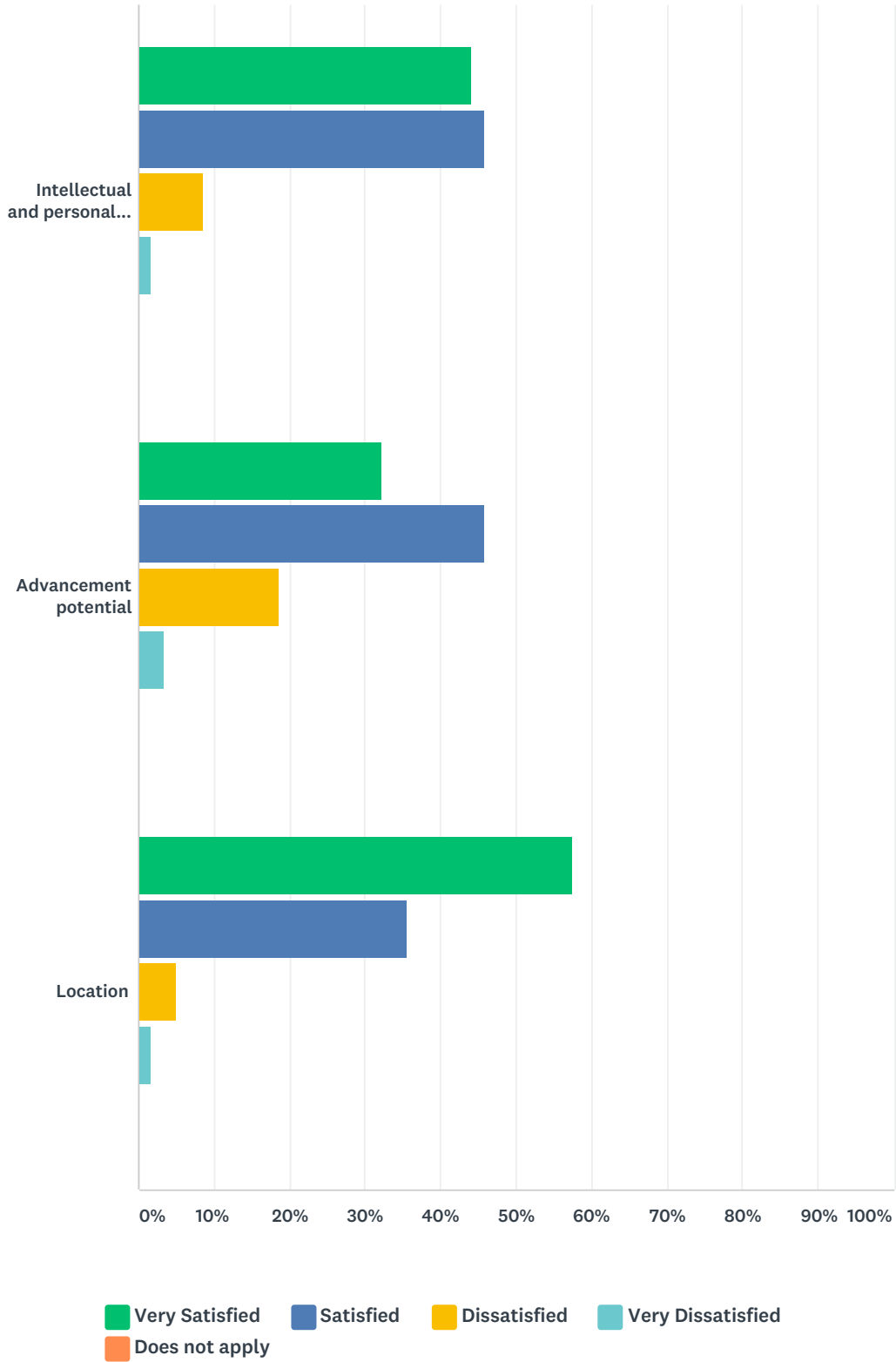
#	RESPONSES	DATE
1	Teacher	4/8/2019 7:24 PM
2	Forensic Evaluator	4/8/2019 8:24 AM
3	Behavioral Health Care Manager	4/8/2019 8:16 AM
4	Lead School Social Worker	4/4/2019 9:54 AM
5	Distribution	4/4/2019 8:32 AM
6	IT Core Service, Manager	4/3/2019 2:55 PM
7	Quaryerback	4/3/2019 8:46 AM
8	Guide and outfitter	4/3/2019 8:03 AM
9	Accountant	4/2/2019 1:36 PM
10	Domestic Violence Counselor, MSW	4/1/2019 10:04 PM
11	Counselor	4/1/2019 9:55 AM
12	faculty	3/30/2019 11:31 PM
13	Consultant/Support Broker	3/30/2019 3:54 PM
14	Lmsw	3/29/2019 8:35 PM
15	Owner	3/29/2019 7:43 PM
16	School Counselor	3/29/2019 2:19 PM
17	Staff RN	3/29/2019 12:56 PM
18	Behavioral Classroom Teacher	3/29/2019 11:02 AM
19	Employment Coordinator	3/29/2019 10:54 AM
20	Elementary Instructor 3rd grade	3/27/2019 7:01 PM
21	Educational Diagnostician	3/27/2019 10:22 AM
22	Clinica social worker	3/27/2019 10:03 AM
23	Clinical social worker	3/27/2019 9:57 AM
24	Principal	3/27/2019 9:34 AM
25	Legal Secretary	3/27/2019 9:23 AM
26	MST therapist	3/27/2019 9:23 AM
27	HR/ACCT Manager	3/26/2019 9:44 PM
28	3rd Grade General Education Teacher	3/26/2019 6:15 PM
29	English Faculty	3/26/2019 4:40 PM
30	LCSW	3/26/2019 2:54 PM
31	Behavioral Support Consultant	3/26/2019 1:50 PM
32	Substitute teacher	3/26/2019 1:39 PM
33	Accounting Manager	3/26/2019 11:12 AM
34	Lmsw	3/26/2019 10:36 AM
35	Student Support Specialist	3/26/2019 10:26 AM

2019 Alumni Survey

36	Student Employee	3/26/2019 10:19 AM
37	Forensic Evidence Technician	3/26/2019 10:07 AM
38	Clinical Provider Trainer	3/26/2019 9:59 AM
39	Home Visitor	3/26/2019 9:58 AM
40	Behavioral Health Therapist	3/25/2019 8:46 PM
41	Interim Dean of Student Services	3/25/2019 8:31 PM
42	Sheriff Deputy	3/25/2019 7:53 PM
43	Intensive Case Manager (ICM).	3/25/2019 6:42 PM
44	IT Security & Compliance Admin II	3/25/2019 4:49 PM
45	Career and academic advisor	3/25/2019 3:55 PM
46	In home services practitioner	3/25/2019 3:51 PM
47	Disability Case Manager	3/25/2019 3:38 PM
48	Social Worker	3/25/2019 3:13 PM
49	Dispatcher II	3/25/2019 3:09 PM
50	Counselor	3/25/2019 2:56 PM
51	Clinical Therapist	3/25/2019 2:50 PM
52	Assistant Principal	3/25/2019 2:40 PM
53	Transit Planning and Service Coordination Manager	3/25/2019 2:22 PM
54	Lactation counselor staff nurse	3/25/2019 2:17 PM
55	Manager of Utiliazation Review Department	3/25/2019 2:11 PM
56	Shift lead manager	3/25/2019 2:03 PM
57	Sales Service Specialist	3/25/2019 2:02 PM

Q8 How satisfied are you with the following aspects of your job?

Answered: 59 Skipped: 4



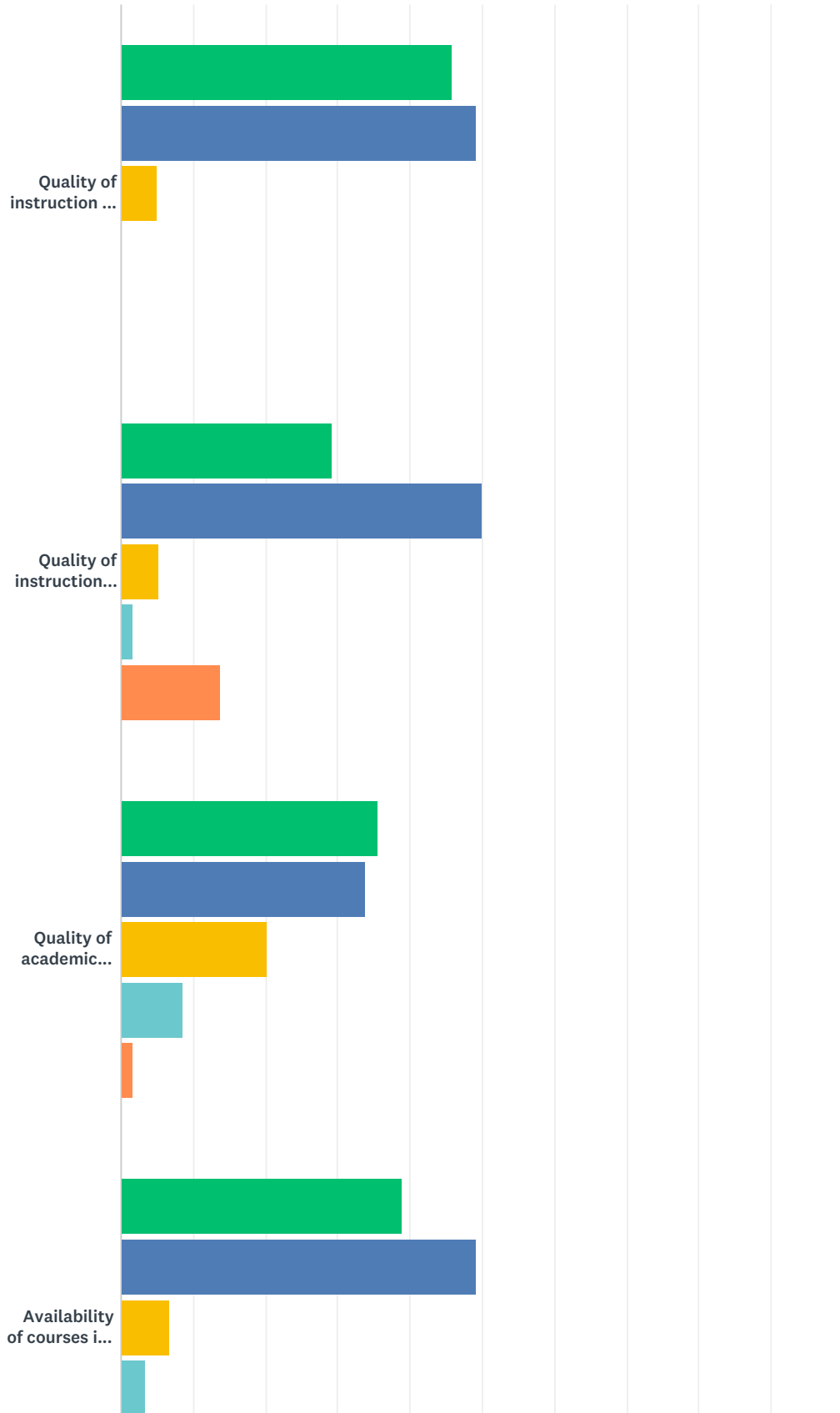
	VERY SATISFIED	SATISFIED	DISSATISFIED	VERY DISSATISFIED	DOES NOT APPLY	TOTAL	WEIGHTED AVERAGE
--	----------------	-----------	--------------	-------------------	----------------	-------	------------------

2019 Alumni Survey

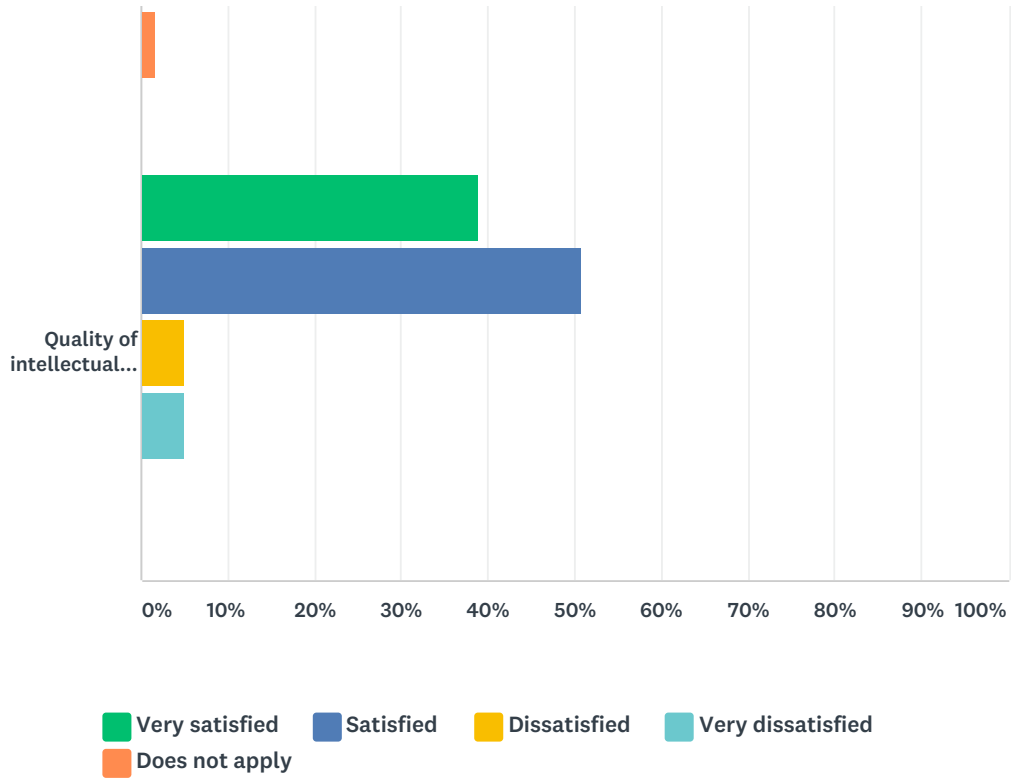
Intellectual and personal challenge	44.07% 26	45.76% 27	8.47% 5	1.69% 1	0.00% 0	59	1.68
Advancement potential	32.20% 19	45.76% 27	18.64% 11	3.39% 2	0.00% 0	59	1.93
Location	57.63% 34	35.59% 21	5.08% 3	1.69% 1	0.00% 0	59	1.51

Q9 Curriculum/Instruction

Answered: 59 Skipped: 4



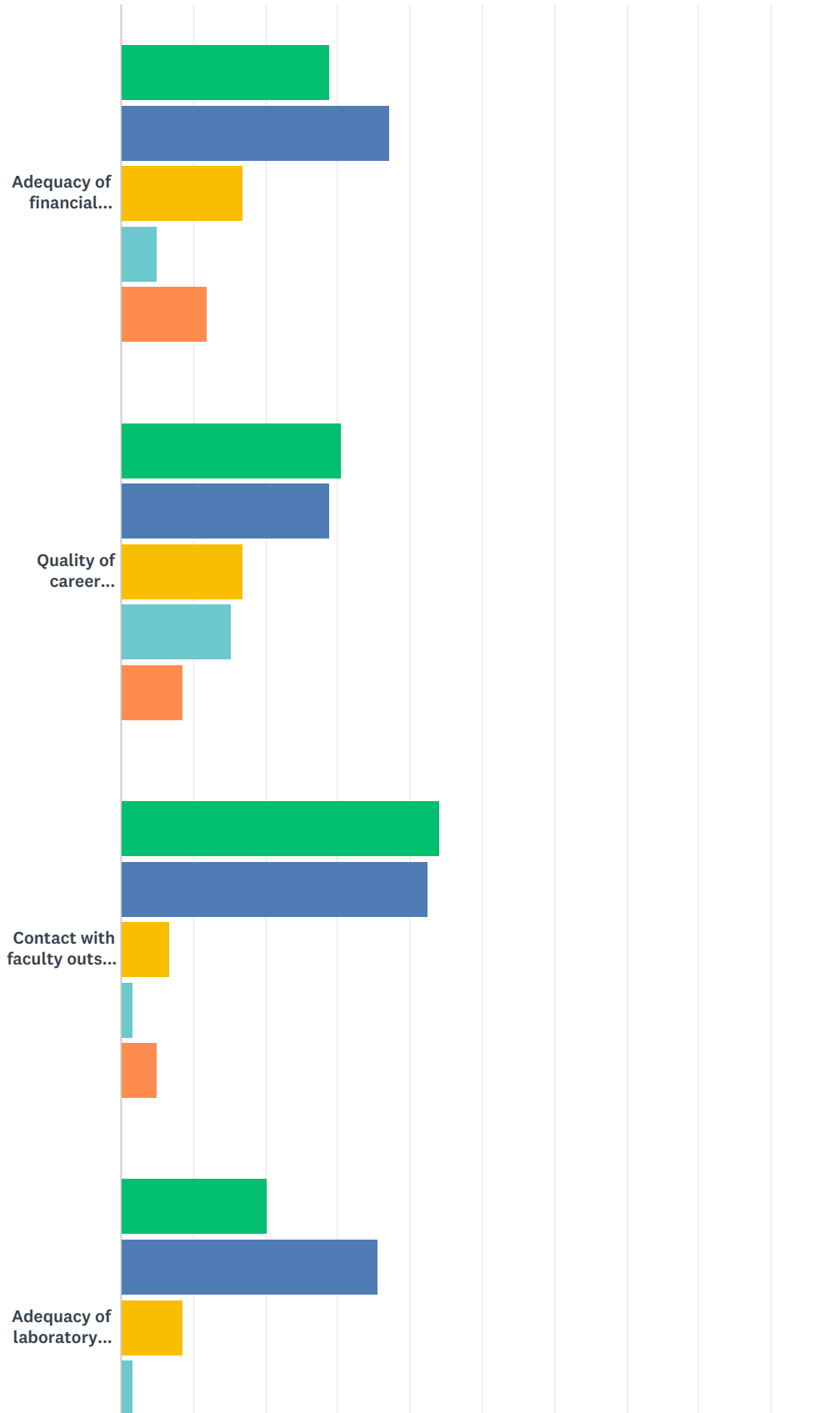
2019 Alumni Survey



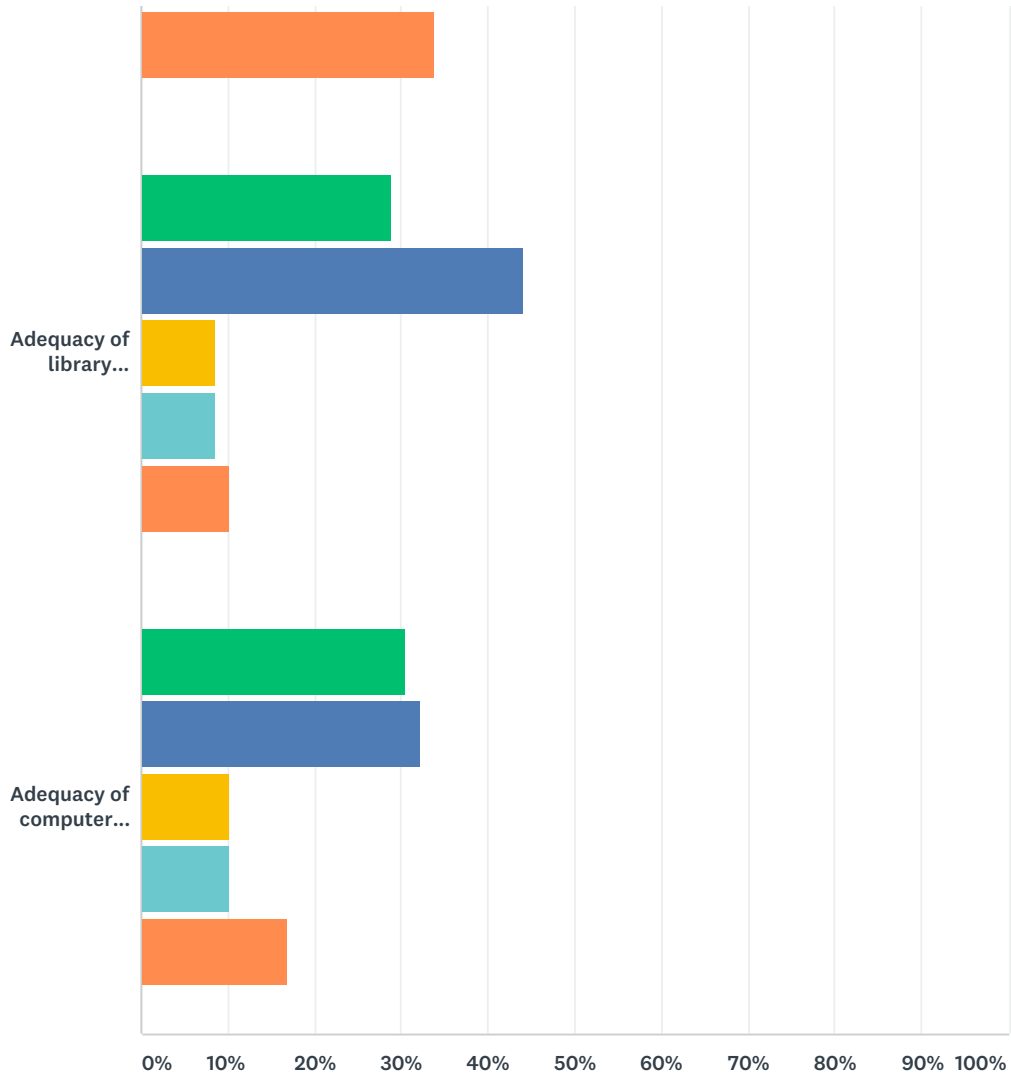
	VERY SATISFIED	SATISFIED	DISSATISFIED	VERY DISSATISFIED	DOES NOT APPLY	TOTAL	WEIGHTED AVERAGE
Quality of instruction in your major/certificate	45.76% 27	49.15% 29	5.08% 3	0.00% 0	0.00% 0	59	1.59
Quality of instruction outside your major/certificate	29.31% 17	50.00% 29	5.17% 3	1.72% 1	13.79% 8	58	2.21
Quality of academic advisement	35.59% 21	33.90% 20	20.34% 12	8.47% 5	1.69% 1	59	2.07
Availability of courses in your major/certificate	38.98% 23	49.15% 29	6.78% 4	3.39% 2	1.69% 1	59	1.80
Quality of intellectual challenges of your program	38.98% 23	50.85% 30	5.08% 3	5.08% 3	0.00% 0	59	1.76

Q10 Support

Answered: 59 Skipped: 4



2019 Alumni Survey

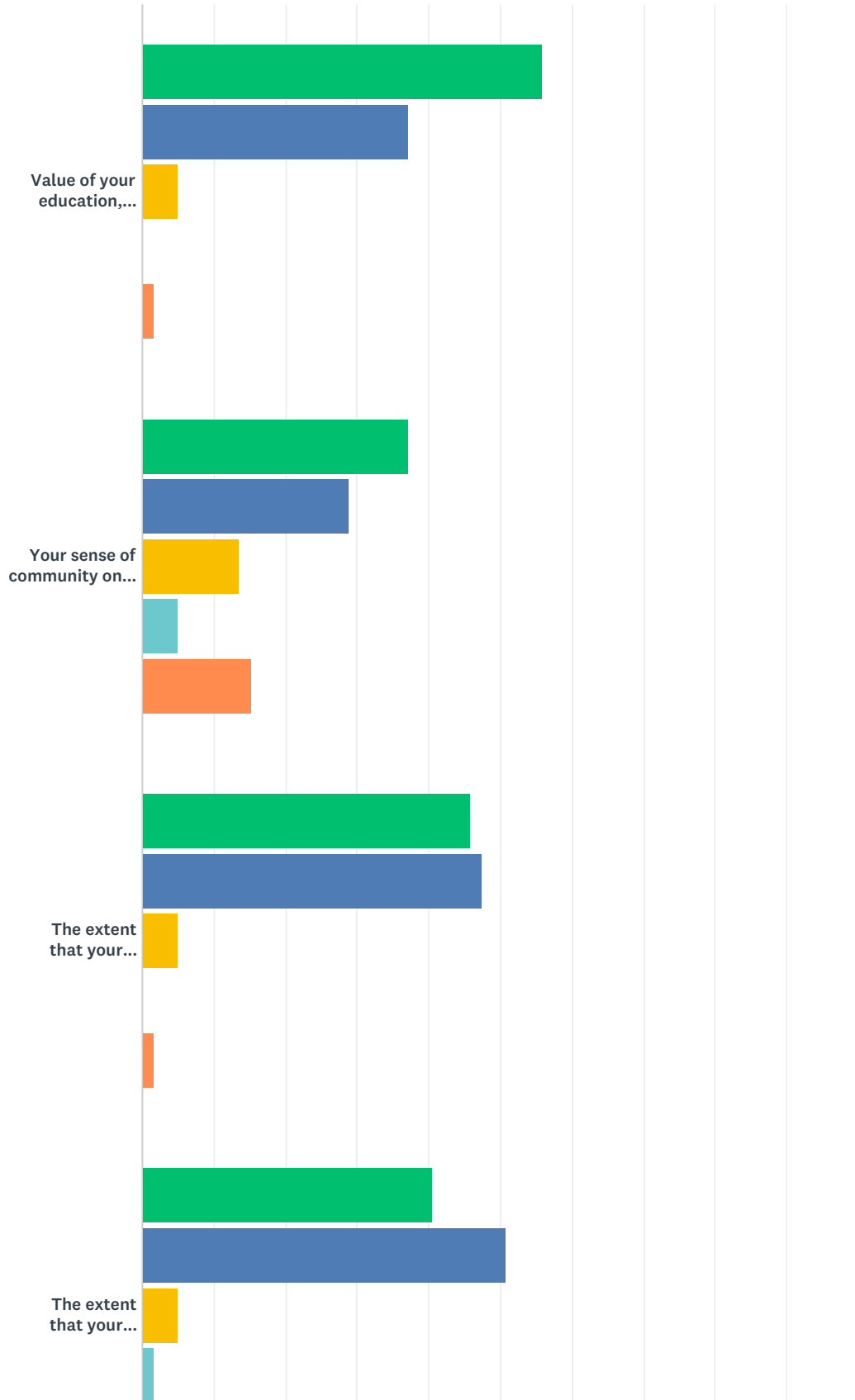


■ Very satisfied
 ■ Satisfied
 ■ Dissatisfied
 ■ Very dissatisfied
■ Does not apply

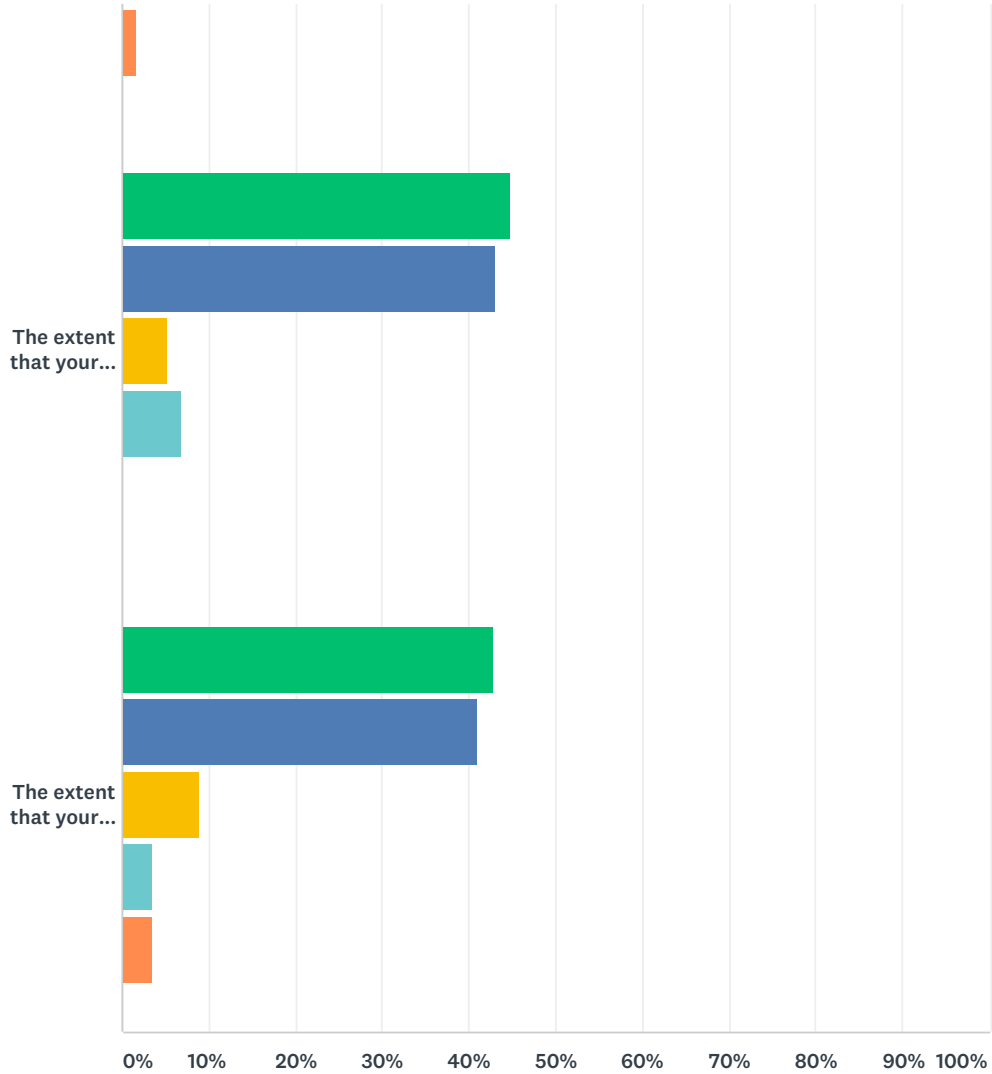
	VERY SATISFIED	SATISFIED	DISSATISFIED	VERY DISSATISFIED	DOES NOT APPLY	TOTAL	WEIGHTED AVERAGE
Adequacy of financial assistance	28.81% 17	37.29% 22	16.95% 10	5.08% 3	11.86% 7	59	2.34
Quality of career counseling and advisement	30.51% 18	28.81% 17	16.95% 10	15.25% 9	8.47% 5	59	2.42
Contact with faculty outside of class	44.07% 26	42.37% 25	6.78% 4	1.69% 1	5.08% 3	59	1.81
Adequacy of laboratory facilities and equipment	20.34% 12	35.59% 21	8.47% 5	1.69% 1	33.90% 20	59	2.93
Adequacy of library facilities	28.81% 17	44.07% 26	8.47% 5	8.47% 5	10.17% 6	59	2.27
Adequacy of computer facilities	30.51% 18	32.20% 19	10.17% 6	10.17% 6	16.95% 10	59	2.51

Q11 Overall Assessment

Answered: 59 Skipped: 4



2019 Alumni Survey



■ Very satisfied
 ■ Satisfied
 ■ Dissatisfied
 ■ Very dissatisfied
■ Does not apply

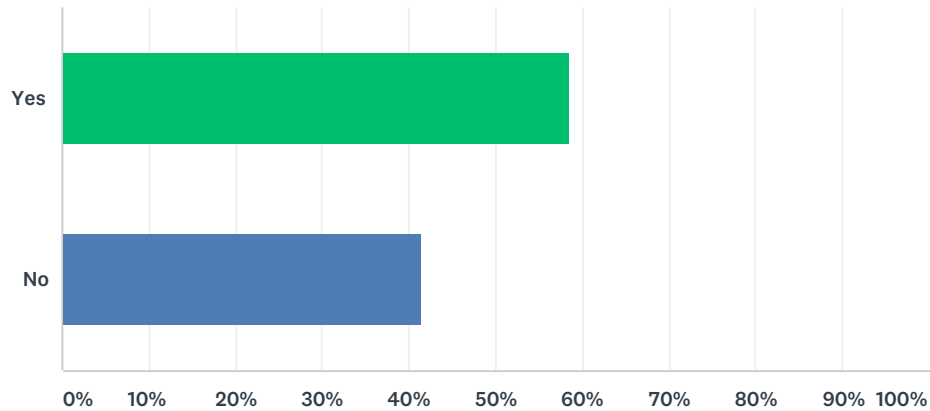
	VERY SATISFIED	SATISFIED	DISSATISFIED	VERY DISSATISFIED	DOES NOT APPLY	TOTAL	WEIGHTED AVERAGE
Value of your education, relative to cost	55.93% 33	37.29% 22	5.08% 3	0.00% 0	1.69% 1	59	1.54
Your sense of community on campus	37.29% 22	28.81% 17	13.56% 8	5.08% 3	15.25% 9	59	2.32
The extent that your experience at Highlands enhanced your ability to communicate and explain ideas	45.76% 27	47.46% 28	5.08% 3	0.00% 0	1.69% 1	59	1.64
The extent that your experience at Highlands enhanced your ability to work in a group	40.68% 24	50.85% 30	5.08% 3	1.69% 1	1.69% 1	59	1.73
The extent that your experience at Highlands enhanced your ability to think critically and creatively	44.83% 26	43.10% 25	5.17% 3	6.90% 4	0.00% 0	58	1.74

2019 Alumni Survey

The extent that your experience at Highlands enhanced your knowledge of the world at large	42.86% 24	41.07% 23	8.93% 5	3.57% 2	3.57% 2	56	1.84
--	--------------	--------------	------------	------------	------------	----	------

Q12 Have you continued your education since graduating from NMHU?

Answered: 58 Skipped: 5



ANSWER CHOICES	RESPONSES	
Yes	58.62%	34
No	41.38%	24
TOTAL		58

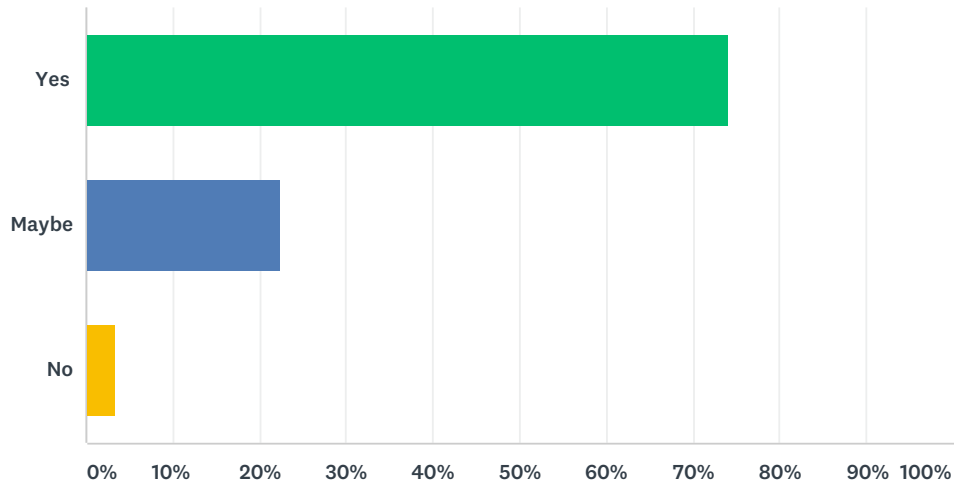
#	IF YES, WHERE?	DATE
1	NMHU	4/8/2019 8:24 AM
2	NMSU MSW 2017	4/8/2019 8:18 AM
3	Masters in School Counseling	4/4/2019 8:34 AM
4	NMHU	4/3/2019 8:47 AM
5	NMHU	4/3/2019 8:05 AM
6	MBA at NMHU	4/1/2019 10:06 PM
7	NMHU new teaching credential certificate in education	4/1/2019 9:58 AM
8	NMSU	3/30/2019 3:56 PM
9	NMHU Master's program	3/29/2019 7:47 PM
10	NMHU Graduate degree in Social Work.	3/29/2019 11:04 AM
11	NMHU	3/27/2019 7:03 PM
12	UNM	3/27/2019 10:24 AM
13	MSW at NMHU	3/27/2019 10:05 AM
14	NMHU	3/26/2019 6:16 PM
15	University of New Mexico	3/26/2019 4:42 PM
16	Pacifica Graduate Institute	3/26/2019 2:56 PM
17	Various trainings/Continuing ed, no further pist secondary schooling though	3/26/2019 1:52 PM
18	NMHU graduate program	3/26/2019 1:40 PM
19	NMHU - Farmington Center	3/26/2019 10:29 AM
20	NMHU	3/26/2019 10:24 AM

2019 Alumni Survey

21	NMHU	3/26/2019 10:09 AM
22	Nmhu	3/25/2019 7:53 PM
23	Completed my MSW	3/25/2019 6:46 PM
24	At NMHU-MBA	3/25/2019 5:39 PM
25	NMHU	3/25/2019 3:53 PM
26	Graduate program NMHU completed 2018	3/25/2019 3:42 PM
27	NMHU- Graduate Degree, GCU- post grad certification	3/25/2019 2:58 PM
28	Western Govenors University	3/25/2019 2:12 PM
29	Northern new Mexico college	3/25/2019 2:06 PM
30	NMHU	3/25/2019 2:03 PM

Q13 If you had to do it all over again would you attend Highlands?

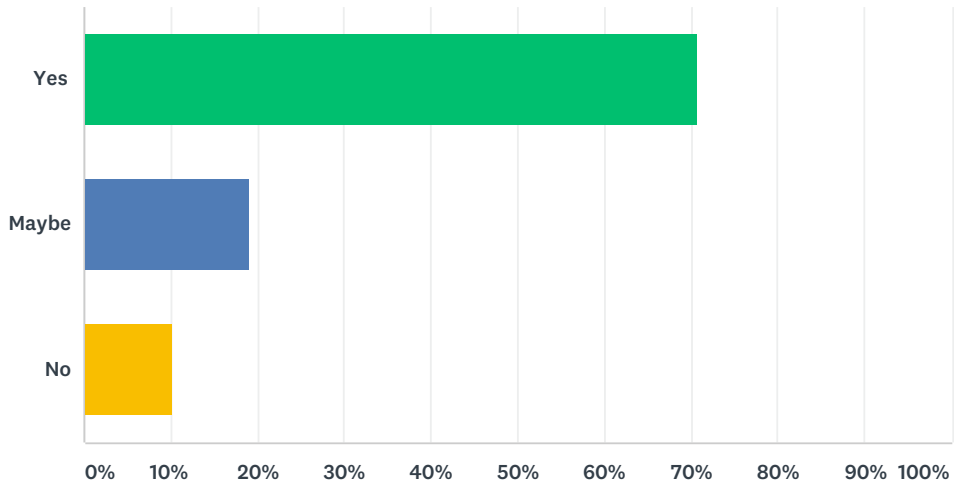
Answered: 58 Skipped: 5



ANSWER CHOICES	RESPONSES	
Yes	74.14%	43
Maybe	22.41%	13
No	3.45%	2
TOTAL		58

Q14 If you had to do it all over again would you choose the same major/certificate?

Answered: 58 Skipped: 5



ANSWER CHOICES	RESPONSES	
Yes	70.69%	41
Maybe	18.97%	11
No	10.34%	6
TOTAL		58

Q15 If you could choose one program to major in that Highlands doesn't currently offer, what would it be?

Answered: 33 Skipped: 30

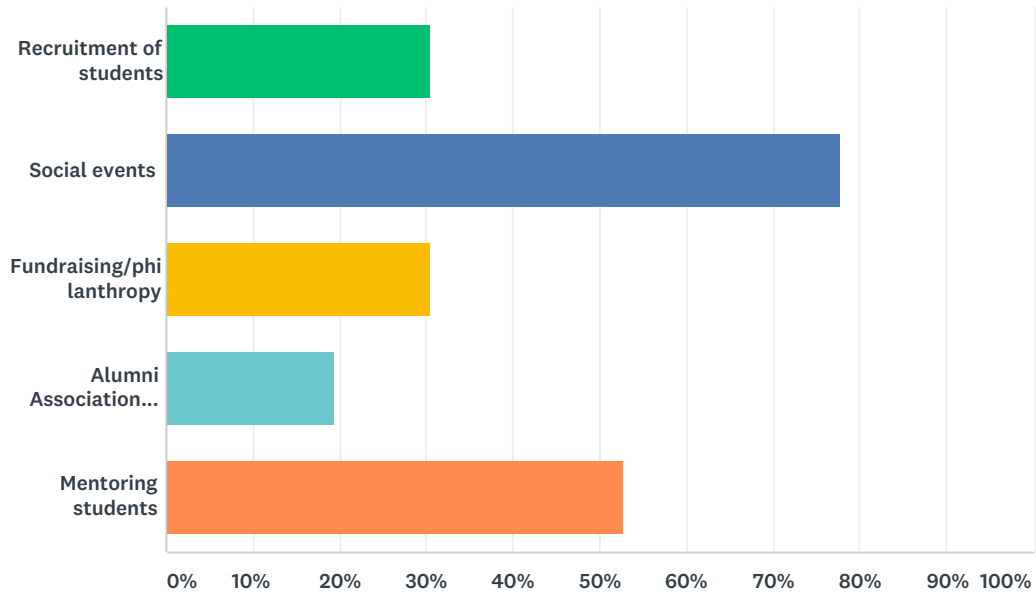
#	RESPONSES	DATE
1	Sports Psychology	4/4/2019 9:56 AM
2	N/A	4/4/2019 8:34 AM
3	Medial	4/3/2019 8:47 AM
4	N/A	4/1/2019 10:06 PM
5	Universal use of Assistive Technology for People with disabilities and also traditional college students	4/1/2019 9:58 AM
6	Master/ PhD Program in Psychology at Farmington Campus	3/30/2019 11:37 PM
7	Unsure	3/29/2019 8:39 PM
8	Indigenous classes, culture, immigration,	3/29/2019 7:47 PM
9	NA	3/29/2019 12:58 PM
10	Human Resources	3/29/2019 10:56 AM
11	N/A	3/27/2019 10:05 AM
12	I do not know which programs are not offered.	3/27/2019 10:01 AM
13	Educational Diagnostics	3/27/2019 9:36 AM
14	Doctoral programs	3/26/2019 1:52 PM
15	Native American social work courses	3/26/2019 10:38 AM
16	More availability to additional programs to distance education students unable to attend at Main Campus.	3/26/2019 10:29 AM
17	Freshmen and Sophomore level courses in the Albuquerque and Rio Rancho campuses. I would have come to NMHU to start my college courses but there was nothing offered down here.	3/26/2019 10:24 AM
18	Social Justice Education	3/26/2019 10:03 AM
19	Master of Public Health	3/25/2019 8:48 PM
20	PhD. Education leadership	3/25/2019 8:33 PM
21	Social work	3/25/2019 7:53 PM
22	None	3/25/2019 6:46 PM
23	Decorate Degree in Business	3/25/2019 5:39 PM
24	Full Engineering	3/25/2019 4:51 PM
25	N/A	3/25/2019 3:57 PM
26	Public health	3/25/2019 3:53 PM
27	Hospitality, the rest of New Mexico would benefit from it	3/25/2019 3:42 PM
28	Public health, or Masters in nursing	3/25/2019 2:51 PM
29	I'm really not sure. When I attended NMHU I felt that it offered a wide array of classes and programs for students to find their path and easily obtain a degree if they applied themselves.	3/25/2019 2:28 PM
30	N/A	3/25/2019 2:12 PM
31	Neuroscience	3/25/2019 2:06 PM

2019 Alumni Survey

32	Nursing RN	3/25/2019 2:06 PM
33	N/A	3/25/2019 2:03 PM

Q18 What types of alumni activities interest you? (check all that apply)

Answered: 36 Skipped: 27

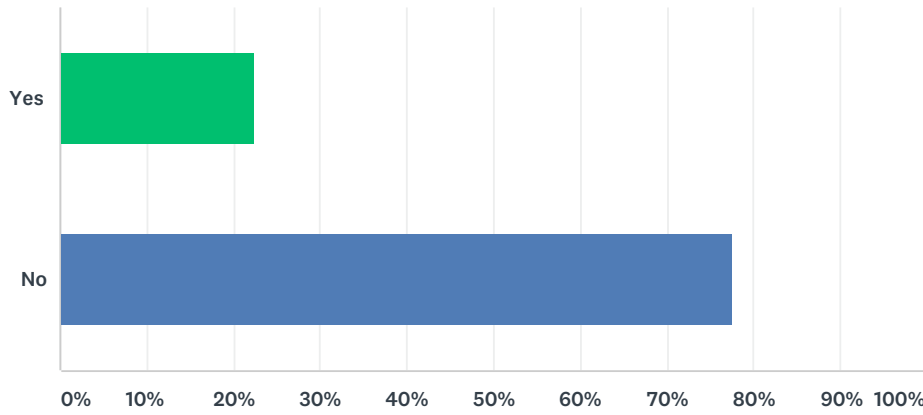


ANSWER CHOICES	RESPONSES
Recruitment of students	30.56% 11
Social events	77.78% 28
Fundraising/philanthropy	30.56% 11
Alumni Association Board service	19.44% 7
Mentoring students	52.78% 19
Total Respondents: 36	

#	OTHER (PLEASE SPECIFY)	DATE
1	Unsure	3/29/2019 8:41 PM
2	NA	3/29/2019 12:59 PM
3	Events locally in Albuquerque	3/27/2019 10:02 AM

Q19 Have you attended NMHU Homecoming in the past 5 years?

Answered: 58 Skipped: 5



ANSWER CHOICES	RESPONSES	
Yes	22.41%	13
No	77.59%	45
TOTAL		58