



NSSE 2019 Topical Module Report

Academic Advising

New Mexico Highlands University

This page intentionally left blank.

About This Topical Module

This module examines students' experiences with academic advising, including frequency, accessibility, and types of information provided. It also asks students to identify their primary source of advice. The module complements a question on the core survey about the quality of students' interactions with academic advisors. Complementary FSSE set available.

Comparison Group

This section summarizes how this module's comparison group was identified, including selection criteria and whether the default option was taken. This is followed by the resulting list of institutions represented in the 'Academic Advising' column of this report.

Group label	Academic Advising
Date submitted	Not applicable; comparison group not customized.
How was this comparison group constructed?	Your institution did not customize this comparison group; the default group (all module participants) was used.
Group description	Default comparison group

Academic Advising (N=220)

Acadia University (Wolfville, NS)	Cheyney University of Pennsylvania (Cheyney, PA)
Adams State University (Alamosa, CO)*	Clarion University of Pennsylvania (Clarion, PA)
Adelphi University (Garden City, NY)	Clarke University (Dubuque, IA)
Adrian College (Adrian, MI)*	Clayton State University (Morrow, GA)
AdventHealth University (Orlando, FL)	College of New Jersey, The (Ewing, NJ)*
Alaska Pacific University (Anchorage, AK)	Colorado Mesa University (Grand Junction, CO)
Alberta College of Art + Design (Calgary, AB)	Colorado State University-Pueblo (Pueblo, CO)*
Appalachian State University (Boone, NC)*	Columbia Southern University (Orange Beach, AL)
Auburn University at Montgomery (Montgomery, AL)*	Concordia College at Moorhead (Moorhead, MN)*
Avila University (Kansas City, MO)*	Connecticut College (New London, CT)
Bacone College (Muskogee, OK)*	Cornell College (Mount Vernon, IA)*
Ball State University (Muncie, IN)*	Crown College (Saint Bonifacius, MN)
Bemidji State University (Bemidji, MN)	CUNY Herbert H. Lehman College (Bronx, NY)
Berklee College of Music (Boston, MA)	CUNY Medgar Evers College (Brooklyn, NY)
Bloomsburg University of Pennsylvania (Bloomsburg, PA)	Curry College (Milton, MA)*
Boise State University (Boise, ID)*	D'Youville College (Buffalo, NY)
Boston University (Boston, MA)*	Dakota State University (Madison, SD)*
Bradley University (Peoria, IL)*	Dixie State University (Saint George, UT)
Bridgewater College (Bridgewater, VA)*	Doane University (Crete, NE)*
California State University, Fullerton (Fullerton, CA)*	Dominican University (River Forest, IL)
California State University, Northridge (Northridge, CA)	Drury University (Springfield, MO)*
California State University, San Bernardino (San Bernardino, CA)*	East Central University (Ada, OK)
California University of Pennsylvania (California, PA)	East Stroudsburg University of Pennsylvania (East Stroudsburg, PA)
Canisius College (Buffalo, NY)	Edinboro University of Pennsylvania (Edinboro, PA)
Carroll University (Waukesha, WI)	Elizabeth City State University (Elizabeth City, NC)
Catholic University of America, The (Washington, DC)	Fairmont State University (Fairmont, WV)
Cedarville University (Cedarville, OH)*	Fayetteville State University (Fayetteville, NC)
Central College (Pella, IA)	Florida International University (Miami, FL)*
Central Connecticut State University (New Britain, CT)	Franklin College (Franklin, IN)*
Central Michigan University (Mount Pleasant, MI)	Furman University (Greenville, SC)*

Academic Advising (N=220), continued

George Mason University (Fairfax, VA)*	Northern Kentucky University (Highland Heights, KY)*
George Washington University (Washington, DC)*	Northern Michigan University (Marquette, MI)*
Graceland University-Lamoni (Lamoni, IA)	Northwest Missouri State University (Maryville, MO)
Grove City College (Grove City, PA)*	Oglala Lakota College (Kyle, SD)
Gustavus Adolphus College (Saint Peter, MN)	Ohio Northern University (Ada, OH)*
Hardin-Simmons University (Abilene, TX)	Ohio State University-Lima Campus (Lima, OH)
Hastings College (Hastings, NE)*	Ohio State University, The (Columbus, OH)
Henderson State University (Arkadelphia, AR)	Ohio Wesleyan University (Delaware, OH)
Indiana Institute of Technology (Fort Wayne, IN)*	Oklahoma Christian University (Edmond, OK)*
Indiana University Bloomington (Bloomington, IN)*	Oklahoma City University (Oklahoma City, OK)*
Indiana University Northwest (Gary, IN)*	Olin College of Engineering (Needham, MA)
Indiana University of Pennsylvania (Indiana, PA)	Oregon Institute of Technology (Klamath Falls, OR)*
Indiana University Southeast (New Albany, IN)*	Pace University (New York, NY)*
Iona College (New Rochelle, NY)	Pitzer College (Claremont, CA)
Jackson State University (Jackson, MS)	Point Park University (Pittsburgh, PA)
Judson College (Marion, AL)	Pratt Institute (Brooklyn, NY)*
Kean University (Union, NJ)	Purdue University Northwest (Hammond, IN)*
Keene State College (Keene, NH)	Quest University Canada (Squamish, BC)
Kutztown University of Pennsylvania (Kutztown, PA)	Rhode Island College (Providence, RI)*
La Sierra University (Riverside, CA)	Rider University (Lawrenceville, NJ)
Lafayette College (Easton, PA)*	Robert Morris University (Moon Township, PA)*
Lake Erie College (Painesville, OH)*	Rochester Institute of Technology (Rochester, NY)
Lamar University (Beaumont, TX)	Rockford University (Rockford, IL)*
Lebanon Valley College (Annville, PA)	Rollins College (Winter Park, FL)*
Lehigh University (Bethlehem, PA)*	Rose-Hulman Institute of Technology (Terre Haute, IN)*
Lenoir-Rhyne University (Hickory, NC)*	Saint Martin's University (Lacey, WA)
Lewis & Clark College (Portland, OR)*	Seton Hall University (South Orange, NJ)
LIM College (New York, NY)	Shippensburg University of Pennsylvania (Shippensburg, PA)
Lincoln College (Lincoln, IL)	Siena College (Loudonville, NY)*
Lincoln Memorial University (Harrogate, TN)*	Siena Heights University (Adrian, MI)*
Lindenwood University (Saint Charles, MO)*	Simmons University (Boston, MA)
Lipscomb University (Nashville, TN)	Slippery Rock University of Pennsylvania (Slippery Rock, PA)
Lock Haven University (Lock Haven, PA)	Southern Arkansas University (Magnolia, AR)*
Madonna University (Livonia, MI)*	Southern Connecticut State University (New Haven, CT)
Manhattan College (Riverdale, NY)*	Southern Virginia University (Buena Vista, VA)*
Mansfield University of Pennsylvania (Mansfield, PA)	Southwest Minnesota State University (Marshall, MN)
Maranatha Baptist University (Watertown, WI)	Southwestern Oklahoma State University (Weatherford, OK)
Marian University (Indianapolis, IN)	Spelman College (Atlanta, GA)
Marshall University (Huntington, WV)*	St. Edward's University (Austin, TX)
Massachusetts College of Liberal Arts (North Adams, MA)*	St. Francis College (Brooklyn Heights, NY)*
McNeese State University (Lake Charles, LA)*	St. Olaf College (Northfield, MN)*
Michigan Technological University (Houghton, MI)*	St. Thomas University (Miami Gardens, FL)
Middle Tennessee State University (Murfreesboro, TN)	Stephen F. Austin State University (Nacogdoches, TX)
Midway University (Midway, KY)	Texas Christian University (Fort Worth, TX)
Millersville University of Pennsylvania (Millersville, PA)	Texas Lutheran University (Seguin, TX)*
Millikin University (Decatur, IL)*	Texas Southern University (Houston, TX)*
Monmouth College (Monmouth, IL)*	Texas Wesleyan University (Fort Worth, TX)*
Montana State University Billings (Billings, MT)	Thiel College (Greenville, PA)*
Montana Tech of the University of Montana (Butte, MT)*	Trinity University (San Antonio, TX)*
Morningside College (Sioux City, IA)*	Troy University (Troy, AL)
Mount Mercy University (Cedar Rapids, IA)	Tyndale University College (Toronto, ON)
Mount Saint Mary College (Newburgh, NY)*	University of Alabama in Huntsville, The (Huntsville, AL)
Mount St. Joseph University (Cincinnati, OH)*	University of Alaska Fairbanks (Fairbanks, AK)
Murray State University (Murray, KY)*	University of Baltimore, The (Baltimore, MD)
Nevada State College (Henderson, NV)	University of Bridgeport (Bridgeport, CT)*
Newman University (Wichita, KS)*	University of Colorado Denver (Denver, CO)
Nicholls State University (Thibodaux, LA)*	University of Connecticut (Storrs, CT)*
Northeastern Illinois University (Chicago, IL)*	University of Hartford (West Hartford, CT)

*2018 participant

Academic Advising (N=220), continued

University of Houston-Downtown (Houston, TX)
University of Houston-Victoria (Victoria, TX)
University of Kansas (Lawrence, KS)*
University of Kentucky (Lexington, KY)
University of Massachusetts Lowell (Lowell, MA)
University of Memphis (Memphis, TN)
University of Mount Union (Alliance, OH)
University of Nebraska at Kearney (Kearney, NE)
University of New Haven (West Haven, CT)
University of North Carolina at Charlotte (Charlotte, NC)*
University of North Georgia (Dahlonega, GA)*
University of Northern Colorado (Greeley, CO)
University of Oregon (Eugene, OR)
University of Pittsburgh-Bradford (Bradford, PA)*
University of Providence (Great Falls, MT)*
University of Redlands (Redlands, CA)*
University of Rhode Island (Kingston, RI)
University of South Dakota (Vermillion, SD)*
University of Southern Mississippi (Hattiesburg, MS)
University of Tennessee at Chattanooga, The (Chattanooga, TN)
University of Tennessee Martin, The (Martin, TN)
University of Texas at Arlington, The (Arlington, TX)*
University of Texas at Dallas, The (Richardson, TX)*
University of Texas at El Paso, The (El Paso, TX)
University of Texas at San Antonio, The (San Antonio, TX)*
University of Texas at Tyler, The (Tyler, TX)*
University of Texas of the Permian Basin, The (Odessa, TX)
University of Texas Rio Grande Valley, The (Edinburg, TX)*
University of the District of Columbia (Washington, DC)*
University of the Virgin Islands (Charlotte Amalie, VI)*
Ursinus College (Collegeville, PA)*
Wabash College (Crawfordsville, IN)*
Wagner College (Staten Island, NY)
Wayne State College (Wayne, NE)*
Wayne State University (Detroit, MI)
Wentworth Institute of Technology (Boston, MA)*
West Chester University of Pennsylvania (West Chester, PA)
West Texas A&M University (Canyon, TX)
West Virginia University (Morgantown, WV)
Western State Colorado University (Gunnison, CO)*
Wichita State University (Wichita, KS)
Wiley College (Marshall, TX)
Wofford College (Spartanburg, SC)
Woodbury University (Burbank, CA)*

First-Year Students

Item wording or description	Variable name	Values ^c	Response options	Frequency Distributions ^a				Statistical Comparisons ^b		
				Highlands		Academic Advising		Highlands	Academic Advising	
				Count	%	Count	%	Mean	Mean	Effect size ^d
1. During the current school year, about how many times have you and an academic advisor discussed your academic interests, course selections, or academic performance?										
	ADV01	0	0	1	3	3,405	7	2.6	2.4	.13
		1	1	7	15	10,630	22			
		2	2	22	39	15,566	32			
		3	3	10	18	10,234	21			
		4	4	8	20	4,626	10			
		5	5	2	3	1,605	3			
		6	6 or more	2	3	2,731	6			
		Total		52	100	48,797	100			
2. During the current school year, to what extent have your academic advisors done the following?										
a. Been available when needed	ADV02a	1	Very little	2	4	3,253	7	3.3	3.0 *	.29
		2	Some	9	17	9,365	19			
		3	Quite a bit	12	23	17,298	35			
		4	Very much	29	54	16,655	34			
		—	Not applicable	1	1	2,230	4			
		Total		53	100	48,801	100			
b. Listened closely to your concerns and questions	ADV02b	1	Very little	0	0	3,252	7	3.4	3.1 *	.34
		2	Some	7	13	8,908	18			
		3	Quite a bit	18	35	16,162	33			
		4	Very much	25	49	17,801	37			
		—	Not applicable	3	4	2,631	5			
		Total		53	100	48,754	100			
c. Informed you of important deadlines	ADV02c	1	Very little	2	4	5,969	12	3.2	2.9 **	.37
		2	Some	9	17	9,914	20			
		3	Quite a bit	13	24	14,957	31			
		4	Very much	26	50	15,275	32			
		—	Not applicable	3	4	2,632	5			
		Total		53	100	48,747	100			
d. Helped you understand academic rules and policies	ADV02d	1	Very little	4	9	5,663	11	3.1	2.8	.24
		2	Some	9	16	10,694	22			
		3	Quite a bit	14	30	14,911	31			
		4	Very much	23	42	14,347	30			
		—	Not applicable	3	4	3,130	6			
		Total		53	100	48,745	100			
e. Informed you of academic support options (tutoring, study groups, help with writing, etc.)	ADV02e	1	Very little	2	3	6,466	13	3.3	2.8 ***	.51
		2	Some	8	14	10,830	22			
		3	Quite a bit	14	28	14,072	29			
		4	Very much	26	51	14,087	29			
		—	Not applicable	3	4	3,257	7			
		Total		53	100	48,712	100			

*p<.05, **p<.01, ***p<.001 (2-tailed); Refer to the endnotes page for the key to triangle symbols.

First-Year Students

Item wording or description	Variable name	Values ^c	Response options	Frequency Distributions ^a				Statistical Comparisons ^b		
				Highlands		Academic Advising		Highlands	Academic Advising	
				Count	%	Count	%	Mean	Mean	Effect size ^d
f. Provided useful information about courses	ADV02f	1	Very little	3	6	4,871	10	3.3	2.9 *	.35
		2	Some	8	14	9,879	20			
		3	Quite a bit	12	23	15,722	32			
		4	Very much	26	52	16,241	34			
		—	Not applicable	4	5	1,997	4			
		Total		53	100	48,710	100			
g. Helped you when you had academic difficulties	ADV02g	1	Very little	5	8	6,759	14	3.1	2.7 *	.36
		2	Some	10	20	9,785	20			
		3	Quite a bit	8	15	11,511	23			
		4	Very much	25	48	12,377	25			
		—	Not applicable	5	8	8,258	17			
		Total		53	100	48,690	100			
h. Helped you get information on special opportunities (study abroad, internships, research projects, etc.)	ADV02h	1	Very little	8	16	9,265	19	2.8	2.6	.18
		2	Some	9	19	10,309	21			
		3	Quite a bit	11	20	10,581	22			
		4	Very much	16	31	10,639	22			
		—	Not applicable	9	14	7,883	16			
		Total		53	100	48,677	100			
i. Discussed your career interests and post-graduation plans	ADV02i	1	Very little	7	15	9,700	20	2.7	2.6	.08
		2	Some	15	33	11,350	23			
		3	Quite a bit	10	19	10,995	23			
		4	Very much	17	29	11,419	24			
		—	Not applicable	4	5	5,161	11			
		Total		53	100	48,625	100			
3. During the current school year, how often have your academic advisors reached out to you about your academic progress or performance?										
	ADV04	1	Never	15	29	17,162	35	2.3	2.0	.32
	— ¹⁵	2	Sometimes	18	33	18,575	38			
		3	Often	8	16	8,866	18			
		4	Very often	12	21	4,009	8			
		Total		53	100	48,612	100			
4. During the current school year, which of the following has been your primary source of advice regarding your academic plans? (Select one.)										
	ADV03	—	Academic advisor(s) assigned to you	23	42	19,353	40	2.3	2.0	.32
		—	Academic advisor(s) available to any student	5	11	3,312	7			
		—	Faculty or staff not formally assigned as an advisor	4	7	4,340	8			
		—	Online advising system (degree progress report, etc.)	1	1	1,859	4			
		—	Website, catalog, or other published sources	2	3	1,941	4			
		—	Friends or other students	4	7	7,401	15			
		—	Family members	7	15	7,612	15			
		—	Other, please specify:	1	3	886	2			
		—	I did not seek academic advice this year	6	12	1,918	4			
		Total		53	100	48,622	100			

*p<.05, **p<.01, ***p<.001 (2-tailed); Refer to the endnotes page for the key to triangle symbols.

Seniors

Item wording or description	Variable name	Values ^c	Response options	Frequency Distributions ^a				Statistical Comparisons ^b		
				Highlands		Academic Advising		Highlands	Academic Advising	Effect size ^d
				Count	%	Count	%	Mean	Mean	
1. During the current school year, about how many times have you and an academic advisor discussed your academic interests, course selections, or academic performance?										
	ADV01	0	0	22	15	8,057	14	2.4	2.3	.07
		1	1	36	24	15,007	25			
		2	2	31	21	16,315	26			
		3	3	24	17	9,443	15			
		4	4	10	7	4,934	8			
		5	5	6	4	2,121	3			
		6	6 or more	19	13	6,409	10			
			Total	148	100	62,286	100			
2. During the current school year, to what extent have your academic advisors done the following?										
a. Been available when needed	ADV02a	1	Very little	14	8	5,388	9	3.1	3.0	.12
		2	Some	27	17	11,683	19			
		3	Quite a bit	36	26	19,201	31			
		4	Very much	62	43	22,645	36			
		—	Not applicable	9	6	3,402	6			
			Total	148	100	62,319	100			
b. Listened closely to your concerns and questions	ADV02b	1	Very little	13	8	5,644	9	3.1	3.0	.05
		2	Some	29	19	10,834	18			
		3	Quite a bit	38	26	17,912	29			
		4	Very much	58	40	23,363	37			
		—	Not applicable	10	7	4,516	8			
			Total	148	100	62,269	100			
c. Informed you of important deadlines	ADV02c	1	Very little	24	15	9,275	15	2.8	2.8	.01
		2	Some	31	20	12,050	19			
		3	Quite a bit	29	21	16,502	27			
		4	Very much	51	35	20,131	32			
		—	Not applicable	13	9	4,324	7			
			Total	148	100	62,282	100			
d. Helped you understand academic rules and policies	ADV02d	1	Very little	27	17	9,436	15	2.8	2.7	.08
		2	Some	25	16	12,784	21			
		3	Quite a bit	30	20	15,393	25			
		4	Very much	51	36	17,851	29			
		—	Not applicable	15	10	6,793	11			
			Total	148	100	62,257	100			
e. Informed you of academic support options (tutoring, study groups, help with writing, etc.)	ADV02e	1	Very little	31	20	13,041	21	2.6	2.5	.05
		2	Some	39	26	13,605	22			
		3	Quite a bit	24	16	12,595	20			
		4	Very much	38	27	14,124	22			
		—	Not applicable	16	11	8,865	14			
			Total	148	100	62,230	100			

*p<.05, **p<.01, ***p<.001 (2-tailed); Refer to the endnotes page for the key to triangle symbols.

Seniors

Item wording or description	Variable name	Values ^c	Response options	Frequency Distributions ^a				Statistical Comparisons ^b		
				Highlands		Academic Advising		Highlands	Academic Advising	
				Count	%	Count	%	Mean	Mean	Effect size ^d
f. Provided useful information about courses	ADV02f	1	Very little	23	15	9,039	15	2.9	2.8	.10
		2	Some	25	16	12,588	20			
		3	Quite a bit	40	27	16,884	27			
		4	Very much	51	36	19,053	30			
		—	Not applicable	9	6	4,667	8			
		Total		148	100	62,231	100			
g. Helped you when you had academic difficulties	ADV02g	1	Very little	19	12	10,099	17	2.9	2.7 *	.20
		2	Some	27	17	10,704	17			
		3	Quite a bit	25	17	12,189	19			
		4	Very much	46	32	16,065	25			
		—	Not applicable	31	22	13,150	22			
		Total		148	100	62,207	100			
h. Helped you get information on special opportunities (study abroad, internships, research projects, etc.)	ADV02h	1	Very little	40	26	13,466	22	2.3	2.5	-.15
		2	Some	30	19	11,034	18			
		3	Quite a bit	18	13	11,153	17			
		4	Very much	26	18	14,122	22			
		—	Not applicable	34	24	12,416	21			
		Total		148	100	62,191	100			
i. Discussed your career interests and post-graduation plans	ADV02i	1	Very little	40	25	14,017	24	2.5	2.5	.00
		2	Some	29	19	12,741	21			
		3	Quite a bit	23	17	11,936	18			
		4	Very much	37	26	16,163	25			
		—	Not applicable	18	13	7,237	13			
		Total		147	100	62,094	100			
3. During the current school year, how often have your academic advisors reached out to you about your academic progress or performance?										
	ADV04_15	1	Never	64	42	26,116	43	1.9	1.9	.05
		2	Sometimes	50	34	21,114	33			
		3	Often	19	14	9,895	16			
		4	Very often	15	10	4,987	8			
		—	Not applicable	9	6	3,611	6			
		Total		148	100	62,112	100			
4. During the current school year, which of the following has been your primary source of advice regarding your academic plans? (Select one.)										
	ADV03	—	Academic advisor(s) assigned to you	51	35	22,105	35	2.5	2.5	.00
		—	Academic advisor(s) available to any student	12	8	4,997	8			
		—	Faculty or staff not formally assigned as an advisor	31	21	10,048	15			
		—	Online advising system (degree progress report, etc.)	13	9	4,696	8			
		—	Website, catalog, or other published sources	4	3	2,868	5			
		—	Friends or other students	12	8	6,843	11			
		—	Family members	9	6	5,246	8			
		—	Other, please specify:	7	4	1,733	3			
		—	I did not seek academic advice this year	9	6	3,611	6			
		Total		148	100	62,147	100			

*p<.05, **p<.01, ***p<.001 (2-tailed); Refer to the endnotes page for the key to triangle symbols.

First-Year Students

Variable name	N	Mean		Standard error ^f		Standard deviation ^g		DF ^h	Sig. ⁱ	Effect size ^d
	Highlands	Highlands	Academic Advising	Highlands	Academic Advising	Highlands	Academic Advising			
ADV01	52	2.55	2.36	.178	.006	1.28	1.46	52,049	.338	.13
ADV02a	52	3.28	3.01	.127	.004	0.91	0.92	49,709	.035	.29
ADV02b	50	3.37	3.06	.101	.004	0.72	0.93	49,169	.016	.34
ADV02c	50	3.25	2.87	.129	.005	0.92	1.02	49,205	.008	.37
ADV02d	50	3.09	2.85	.139	.005	0.99	1.01	48,677	.087	.24
ADV02e	50	3.33	2.80	.118	.005	0.84	1.03	49	.000	.51
ADV02f	50	3.27	2.93	.133	.004	0.94	0.99	49,826	.015	.35
ADV02g	48	3.12	2.73	.153	.005	1.06	1.07	42,982	.012	.36
ADV02h	45	2.76	2.56	.169	.005	1.14	1.11	43,375	.218	.18
ADV02i	50	2.65	2.56	.153	.005	1.08	1.10	46,277	.555	.08
ADV04_15	52	2.30	2.00	.154	.004	1.12	0.93	51	.058	.32





Seniors

Variable name	N	Mean		Standard error ^f		Standard deviation ^g		DF ^h	Sig. ⁱ	Effect size ^d
	Highlands	Highlands	Academic Advising	Highlands	Academic Advising	Highlands	Academic Advising			
ADV01	148	2.39	2.26	.155	.006	1.89	1.73	147	.433	.07
ADV02a	140	3.10	2.99	.084	.003	0.99	0.98	79,620	.164	.12
ADV02b	138	3.05	3.00	.084	.004	0.99	1.00	77,929	.568	.05
ADV02c	135	2.84	2.82	.096	.004	1.12	1.08	78,389	.866	.01
ADV02d	134	2.83	2.75	.100	.004	1.15	1.08	75,043	.378	.08
ADV02e	132	2.57	2.51	.100	.004	1.15	1.13	72,021	.542	.05
ADV02f	139	2.89	2.78	.092	.004	1.09	1.08	77,694	.218	.10
ADV02g	116	2.89	2.66	.104	.004	1.12	1.14	65,645	.036	.20
ADV02h	112	2.31	2.49	.111	.005	1.18	1.17	66,853	.106	-.15
ADV02i	127	2.51	2.51	.106	.004	1.20	1.16	73,503	.961	.00
ADV04_15	148	1.92	1.88	.081	.003	0.99	0.94	84,068	.556	.05

Endnotes

- a. Column percentages are weighted by institution-reported sex and enrollment status (and institution size for comparison groups). Percentages may not sum to 100 due to rounding. Counts are unweighted; column percentages cannot be replicated from counts.
- b. All statistics are weighted by institution-reported sex and enrollment status (and institution size for comparison groups). Unless otherwise noted, statistical comparisons are two-tailed independent t -tests. Items with categorical response sets are left blank.
- c. These are the values used to calculate means. For the majority of items, these values match the codes in the data file and codebook.
- d. Effect size for independent t -tests uses Cohen's d ; z -tests use Cohen's h .
- e. Statistics are weighted by institution-reported sex and enrollment status (and institution size for comparison groups). Categorical items are not listed.
- f. The 95% confidence interval for the population mean is equal to the sample mean plus or minus 1.96 times the standard error of the mean.
- g. A measure of the amount individual scores deviate from the mean of all the scores in the distribution.
- h. Degrees of freedom used to compute the t -tests. Values differ from N s due to weighting and whether equal variances were assumed.
- i. Statistical comparisons are two-tailed independent t -tests or z -tests. Statistical significance represents the probability that the difference between your students' mean and that of the students in the comparison group is due to chance.
- j. Statistical comparison uses z -test to compare the proportion who responded (depending on the item) "Done or in progress" or "Yes" with all who responded otherwise.
- k. Mean represents the proportion who responded (depending on the item) "Done or in progress" or "Yes."

Key to symbols:

-  **Your students' average** was significantly higher ($p < .05$) with an effect size at least .3 in magnitude.
-  **Your students' average** was significantly higher ($p < .05$) with an effect size less than .3 in magnitude.
-  **Your students' average** was significantly lower ($p < .05$) with an effect size less than .3 in magnitude.
-  **Your students' average** was significantly lower ($p < .05$) with an effect size at least .3 in magnitude.

Note: It is important to interpret the direction of differences relative to item wording and your institutional context.