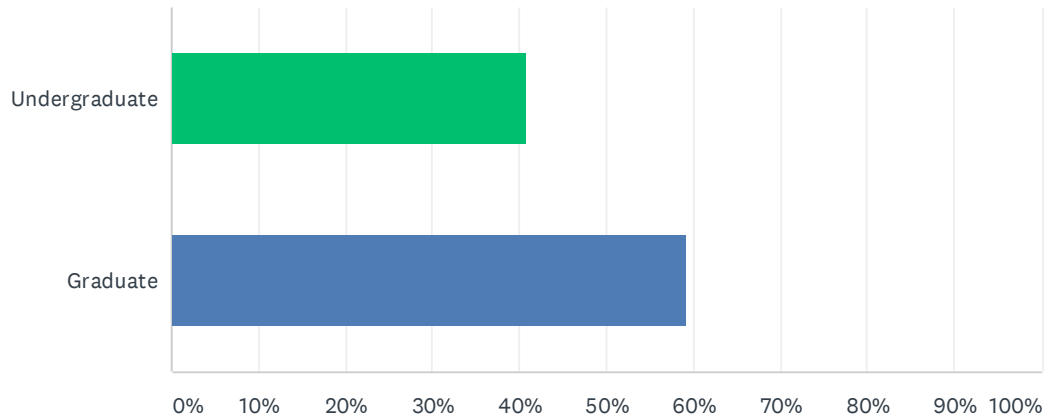


Q1 You are receiving this survey because you received a degree/ certificate from NMHU between Fall 2016 and Summer of 2017. What was the level of that degree?

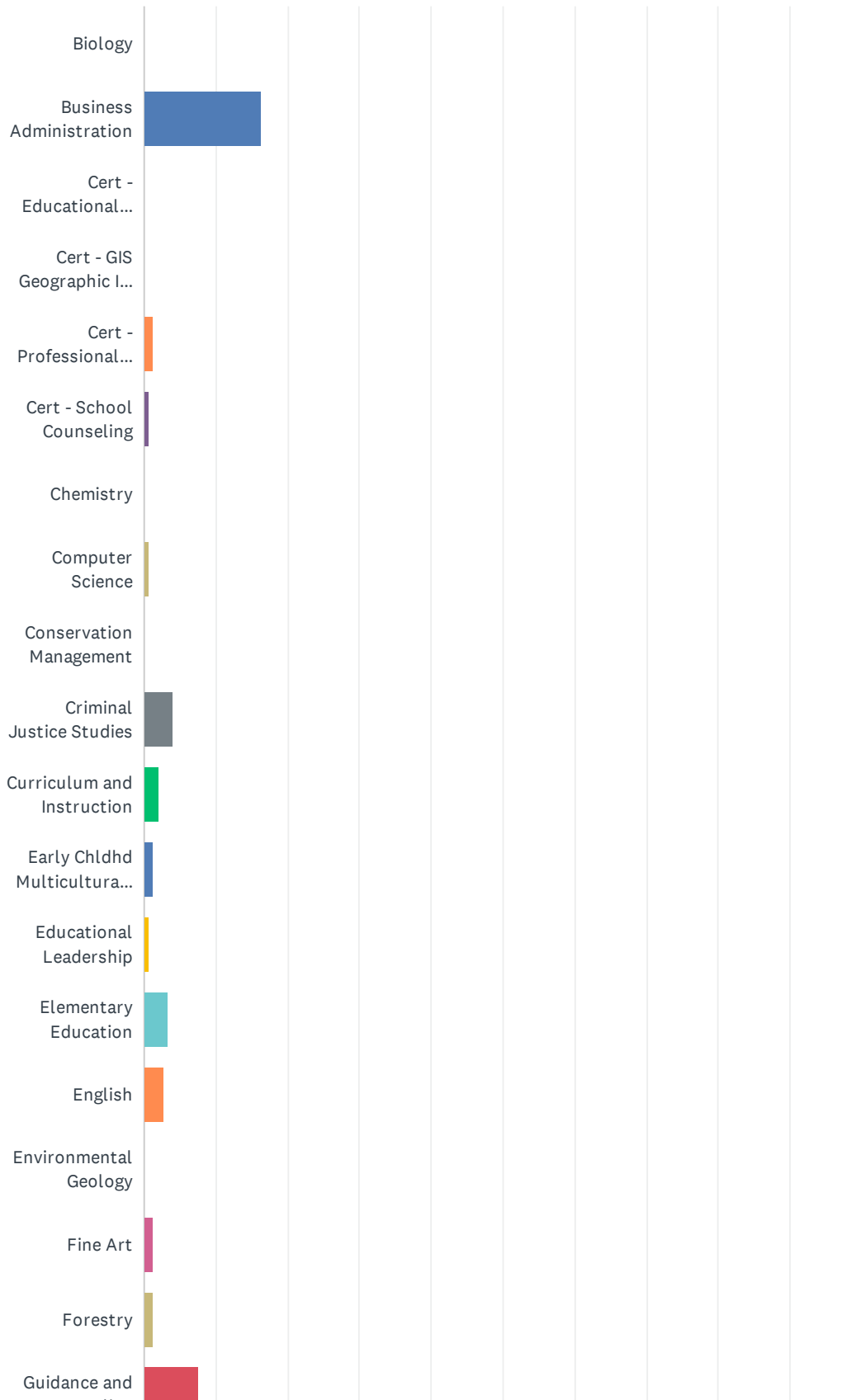
Answered: 147 Skipped: 1



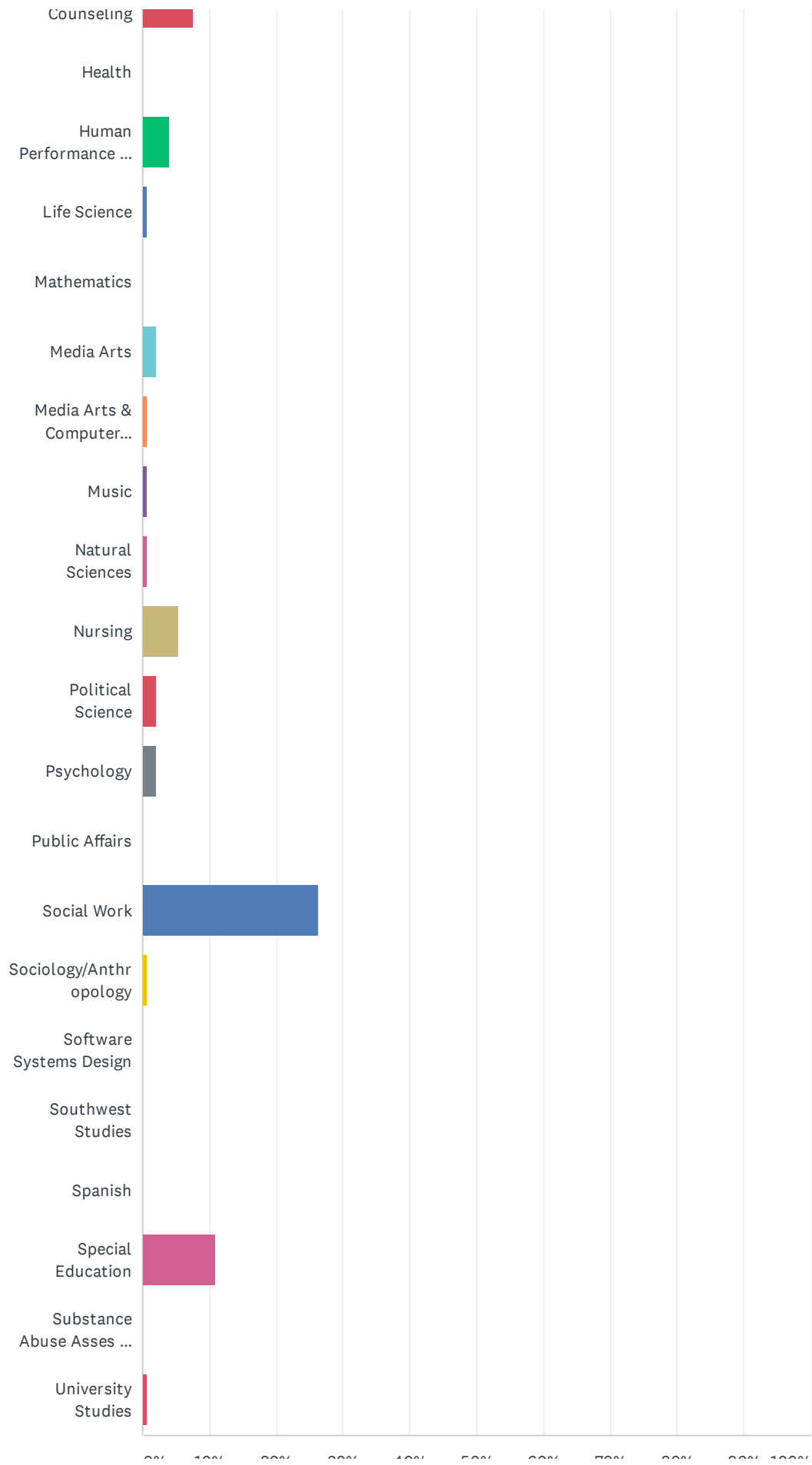
ANSWER CHOICES	RESPONSES	
Undergraduate	40.82%	60
Graduate	59.18%	87
TOTAL		147

Q2 While at Highlands what was your Major? (select from drop down)

Answered: 148 Skipped: 0



2020 Alumni Survey



2020 Alumni Survey

0% 10% 20% 30% 40% 50% 60% 70% 80% 90% 100%

2020 Alumni Survey

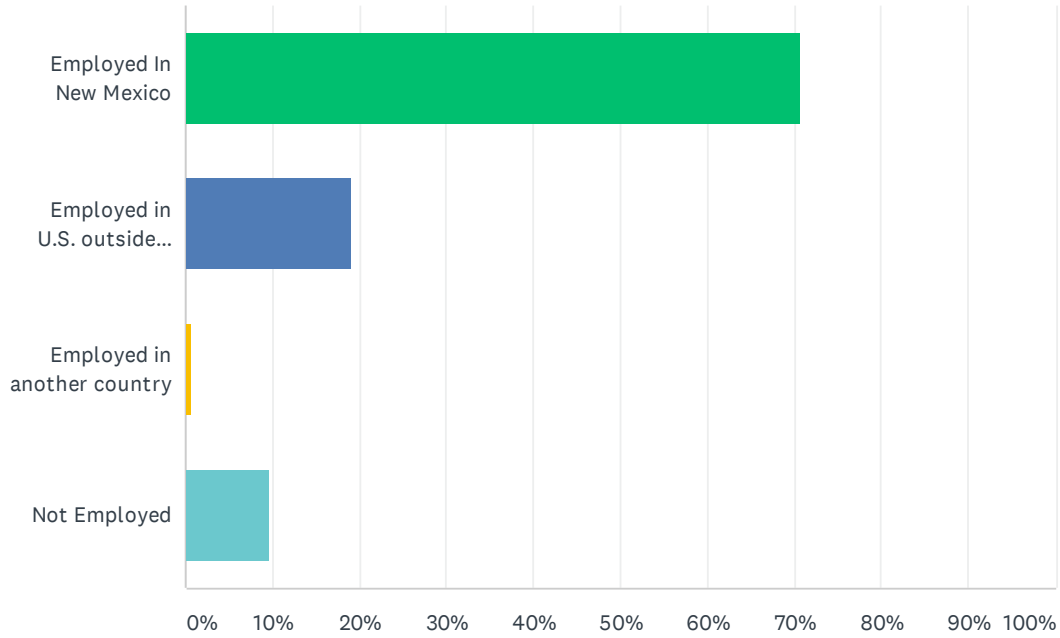
ANSWER CHOICES	RESPONSES	
Biology	0.00%	0
Business Administration	16.22%	24
Cert - Educational Leadership	0.00%	0
Cert - GIS Geographic Info Sys	0.00%	0
Cert - Professional Counseling	1.35%	2
Cert - School Counseling	0.68%	1
Chemistry	0.00%	0
Computer Science	0.68%	1
Conservation Management	0.00%	0
Criminal Justice Studies	4.05%	6
Curriculum and Instruction	2.03%	3
Early Chldhd Multicultural Edu	1.35%	2
Educational Leadership	0.68%	1
Elementary Education	3.38%	5
English	2.70%	4
Environmental Geology	0.00%	0
Fine Art	1.35%	2
Forestry	1.35%	2
Guidance and Counseling	7.43%	11
Health	0.00%	0
Human Performance & Sport	4.05%	6
Life Science	0.68%	1
Mathematics	0.00%	0
Media Arts	2.03%	3
Media Arts & Computer Science	0.68%	1
Music	0.68%	1
Natural Sciences	0.68%	1
Nursing	5.41%	8
Political Science	2.03%	3
Psychology	2.03%	3
Public Affairs	0.00%	0
Social Work	26.35%	39

2020 Alumni Survey

Sociology/Anthropology	0.68%	1
Software Systems Design	0.00%	0
Southwest Studies	0.00%	0
Spanish	0.00%	0
Special Education	10.81%	16
Substance Abuse Asses & Treat	0.00%	0
University Studies	0.68%	1
TOTAL		148

Q3 Please select the choice below that most closely matches your current employment status

Answered: 147 Skipped: 1



ANSWER CHOICES	RESPONSES	
Employed In New Mexico	70.75%	104
Employed in U.S. outside of New Mexico	19.05%	28
Employed in another country	0.68%	1
Not Employed	9.52%	14
TOTAL		147

Q4 In what U.S. state you are currently employed?

Answered: 28 Skipped: 120

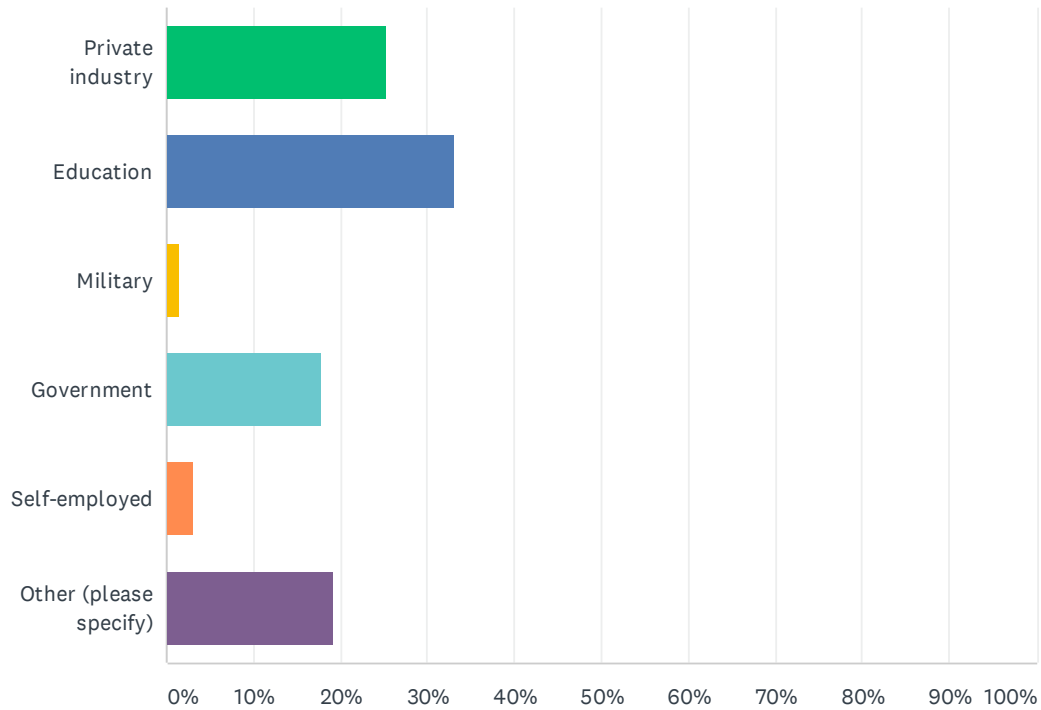
Q5 What is your country of employment?

Answered: 1 Skipped: 147

ANSWER CHOICES	RESPONSES	
State:	0.00%	0
Country:	100.00%	1

Q6 Which category best describes your employer?

Answered: 130 Skipped: 18



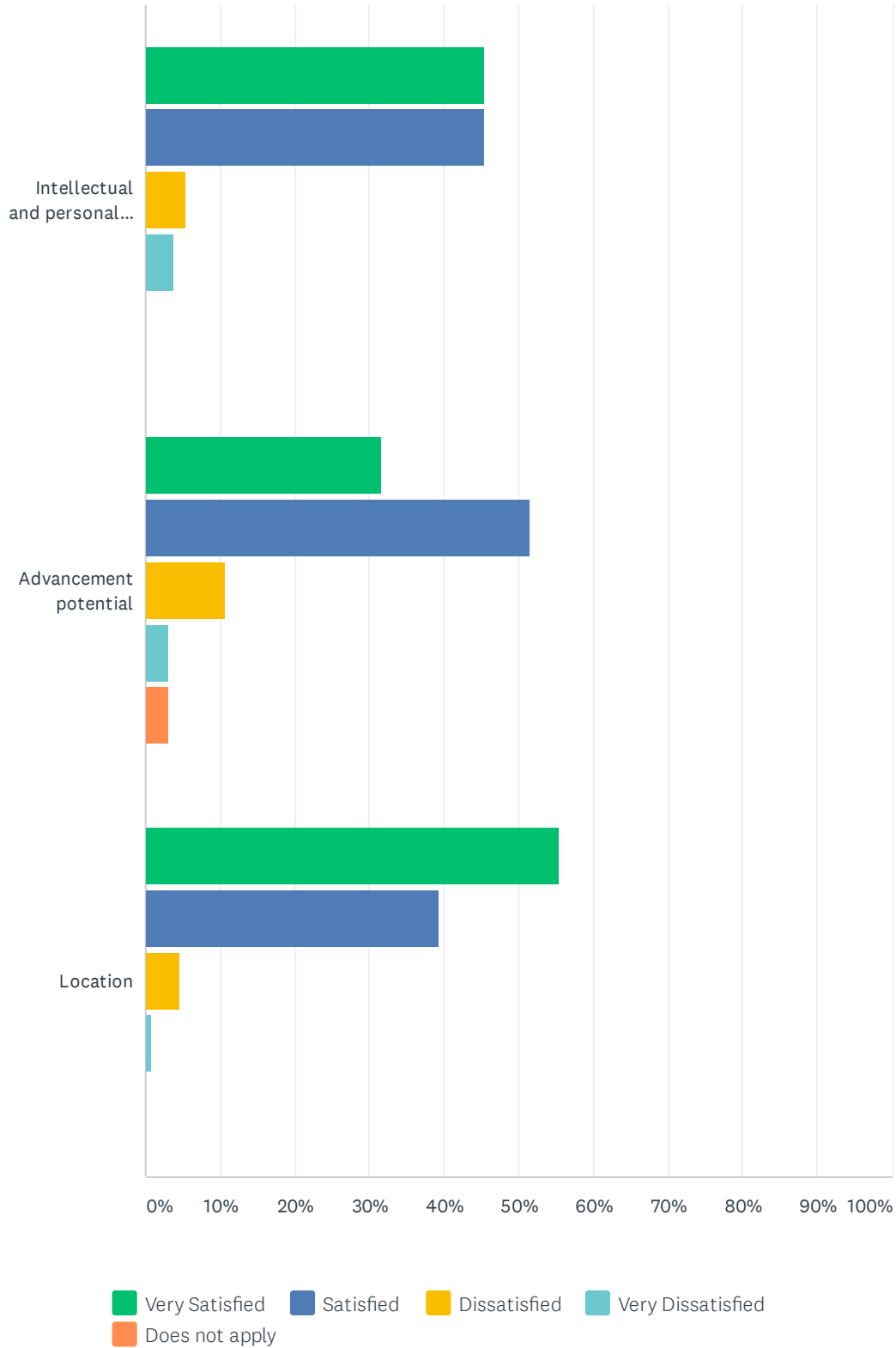
ANSWER CHOICES	RESPONSES	
Private industry	25.38%	33
Education	33.08%	43
Military	1.54%	2
Government	17.69%	23
Self-employed	3.08%	4
Other (please specify)	19.23%	25
TOTAL		130

Q7 What is your current job title?

Answered: 129 Skipped: 19

Q8 How satisfied are you with the following aspects of your job?

Answered: 130 Skipped: 18

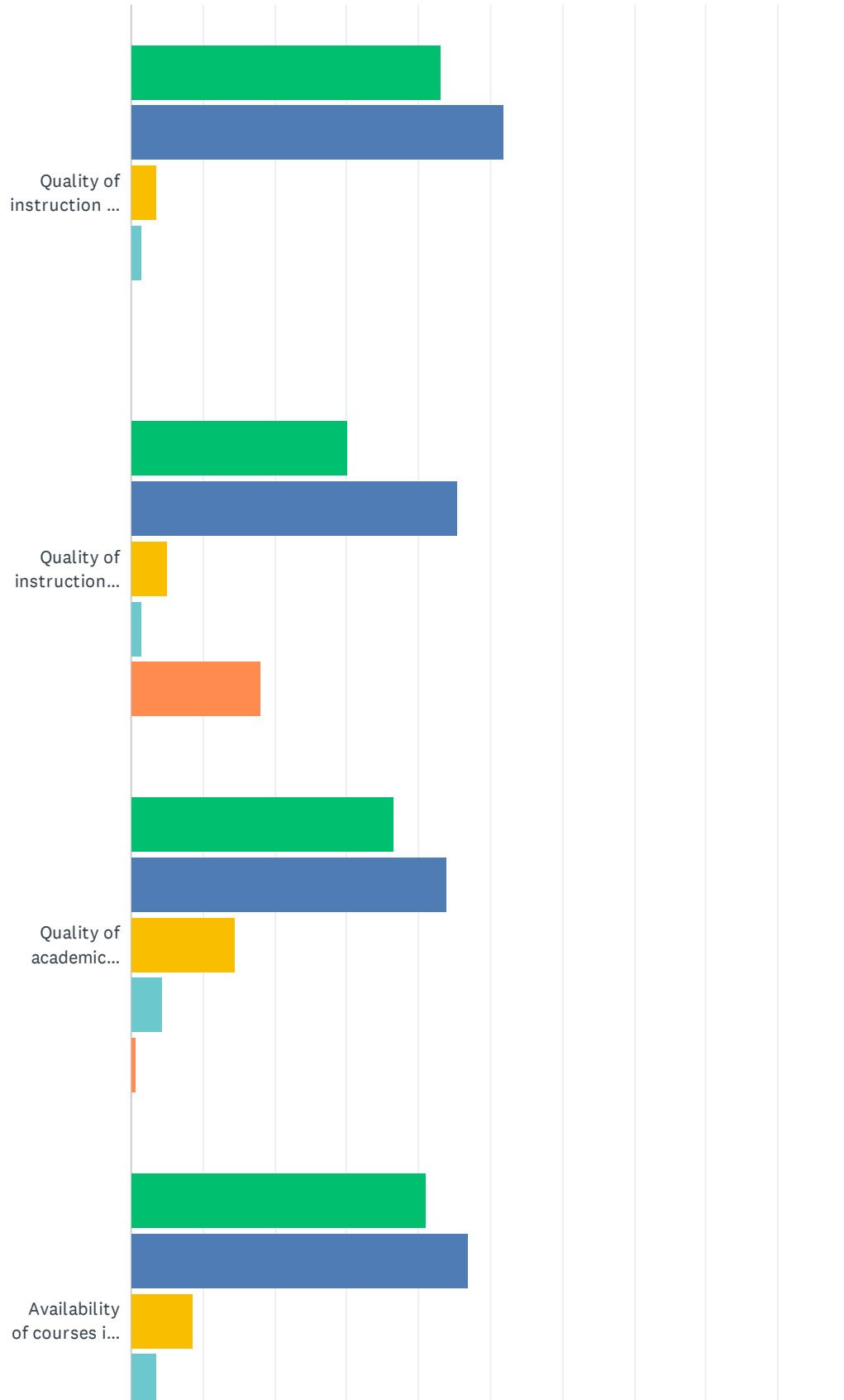


2020 Alumni Survey

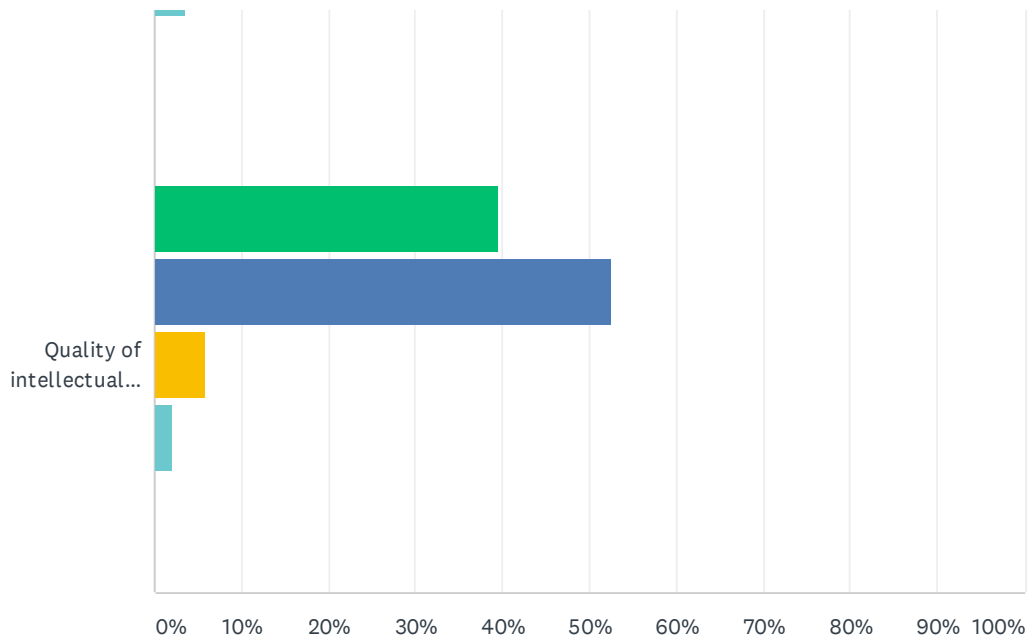
	VERY SATISFIED	SATISFIED	DISSATISFIED	VERY DISSATISFIED	DOES NOT APPLY	TOTAL	WEIGHTED AVERAGE
Intellectual and personal challenge	45.38% 59	45.38% 59	5.38% 7	3.85% 5	0.00% 0	130	1.68
Advancement potential	31.54% 41	51.54% 67	10.77% 14	3.08% 4	3.08% 4	130	1.95
Location	55.38% 72	39.23% 51	4.62% 6	0.77% 1	0.00% 0	130	1.51

Q9 Curriculum/Instruction

Answered: 139 Skipped: 9



2020 Alumni Survey

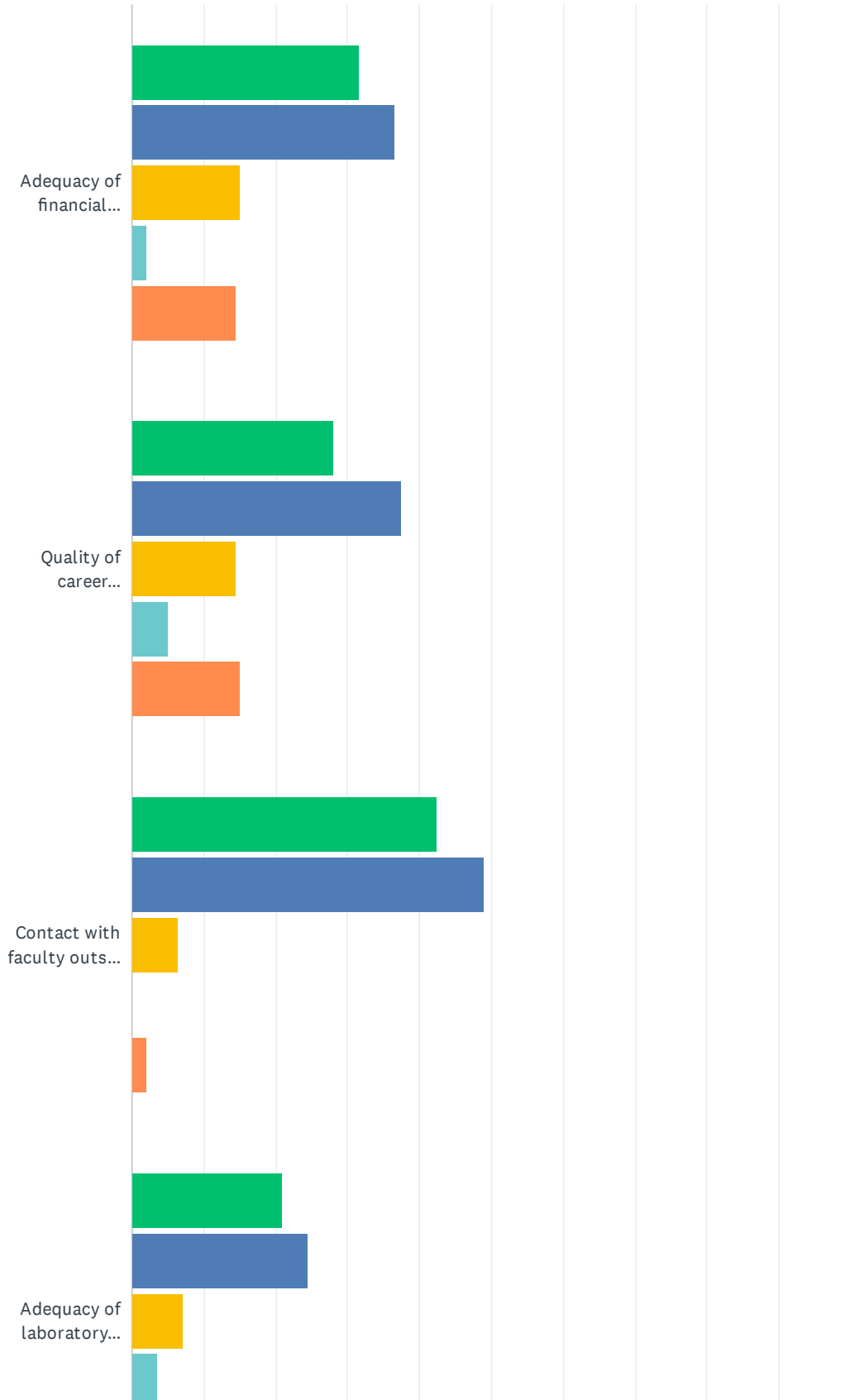


■ Very satisfied
 ■ Satisfied
 ■ Dissatisfied
 ■ Very dissatisfied
■ Does not apply

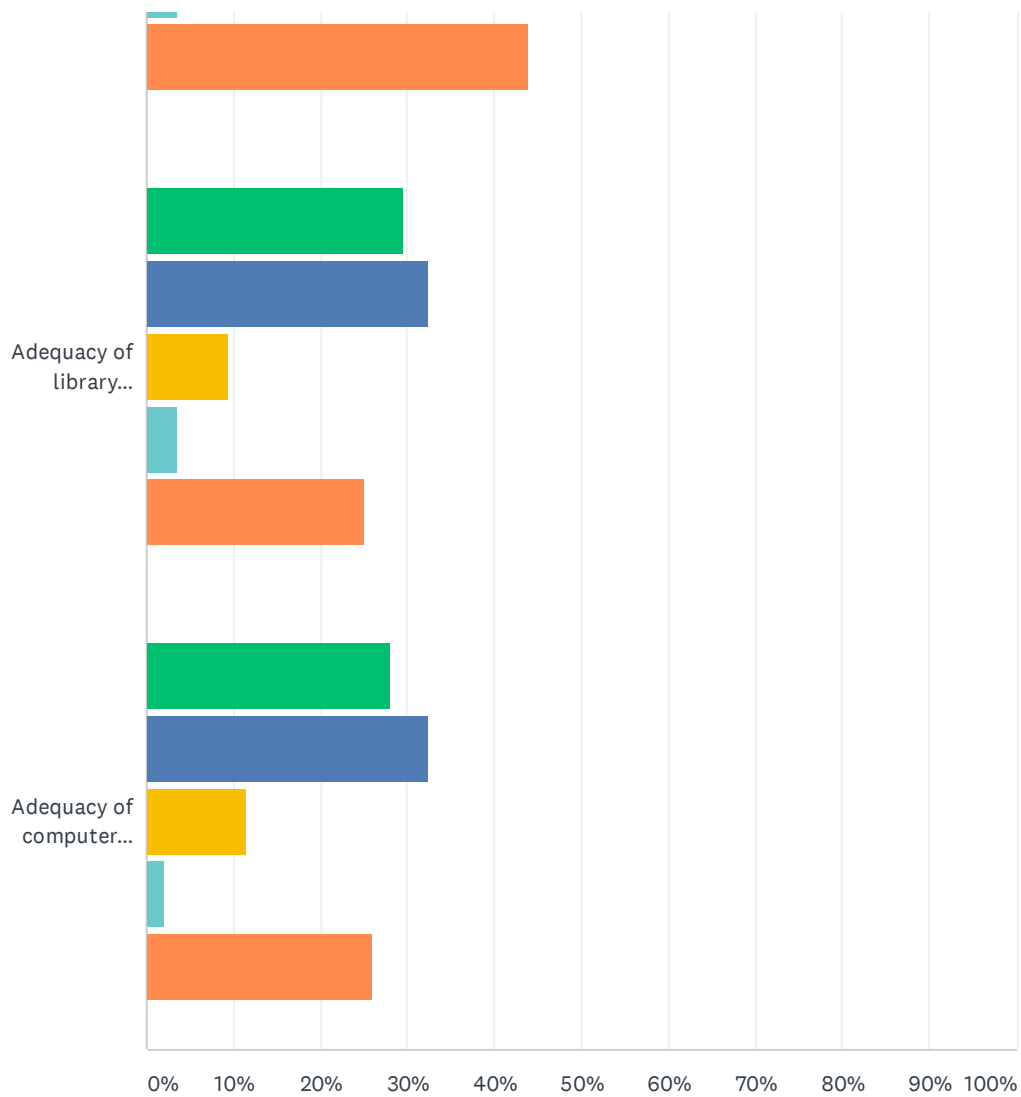
	VERY SATISFIED	SATISFIED	DISSATISFIED	VERY DISSATISFIED	DOES NOT APPLY	TOTAL	WEIGHTED AVERAGE
Quality of instruction in your major/certificate	43.17% 60	51.80% 72	3.60% 5	1.44% 2	0.00% 0	139	1.63
Quality of instruction outside your major/certificate	30.22% 42	45.32% 63	5.04% 7	1.44% 2	17.99% 25	139	2.32
Quality of academic advisement	36.69% 51	43.88% 61	14.39% 20	4.32% 6	0.72% 1	139	1.88
Availability of courses in your major/certificate	41.01% 57	46.76% 65	8.63% 12	3.60% 5	0.00% 0	139	1.75
Quality of intellectual challenges of your program	39.57% 55	52.52% 73	5.76% 8	2.16% 3	0.00% 0	139	1.71

Q10 Support

Answered: 139 Skipped: 9



2020 Alumni Survey

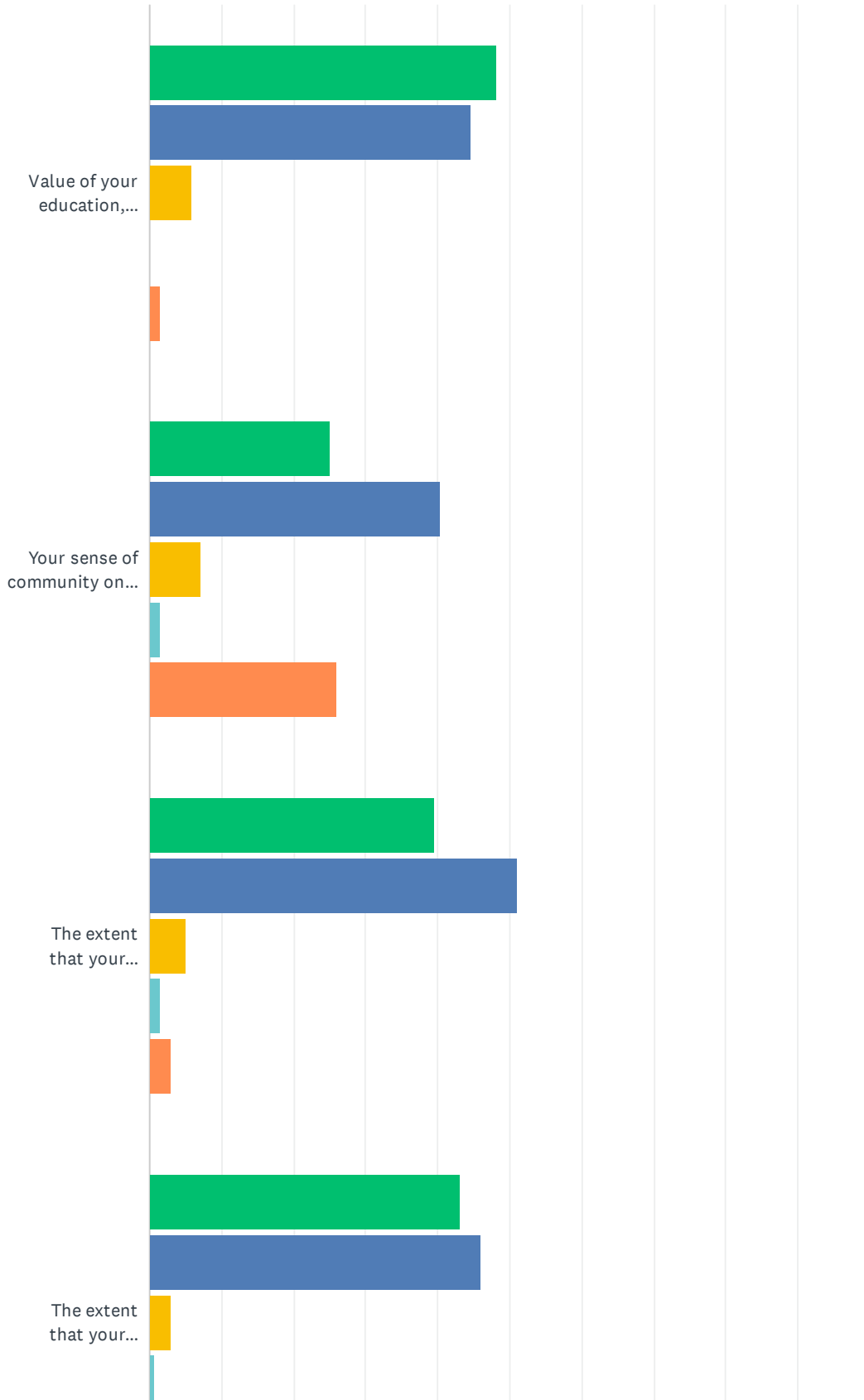


■ Very satisfied
 ■ Satisfied
 ■ Dissatisfied
 ■ Very dissatisfied
■ Does not apply

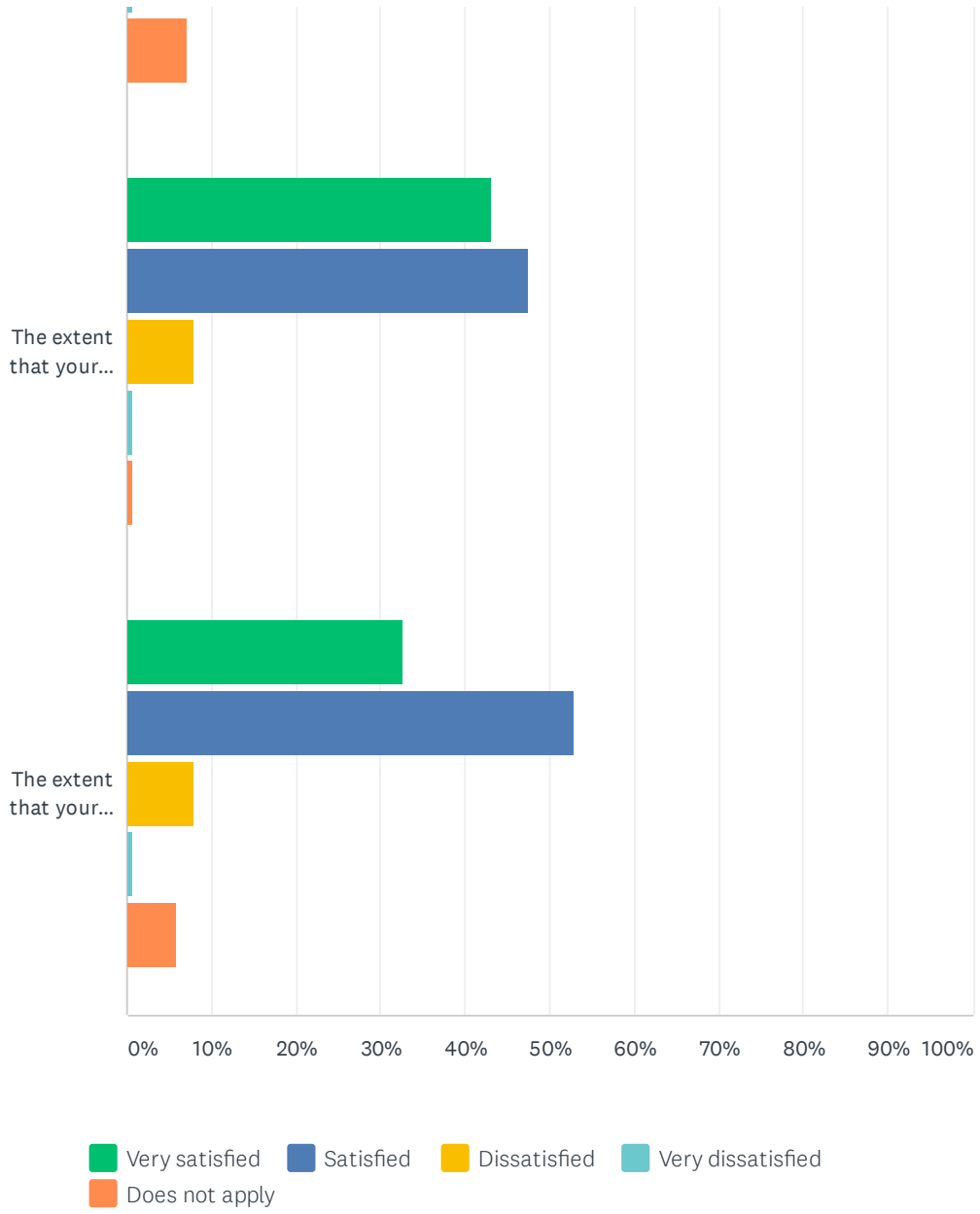
	VERY SATISFIED	SATISFIED	DISSATISFIED	VERY DISSATISFIED	DOES NOT APPLY	TOTAL	WEIGHTED AVERAGE
Adequacy of financial assistance	31.65% 44	36.69% 51	15.11% 21	2.16% 3	14.39% 20	139	2.31
Quality of career counseling and advisement	28.06% 39	37.41% 52	14.39% 20	5.04% 7	15.11% 21	139	2.42
Contact with faculty outside of class	42.45% 59	48.92% 68	6.47% 9	0.00% 0	2.16% 3	139	1.71
Adequacy of laboratory facilities and equipment	20.86% 29	24.46% 34	7.19% 10	3.60% 5	43.88% 61	139	3.25
Adequacy of library facilities	29.50% 41	32.37% 45	9.35% 13	3.60% 5	25.18% 35	139	2.63
Adequacy of computer facilities	28.06% 39	32.37% 45	11.51% 16	2.16% 3	25.90% 36	139	2.65

Q11 Overall Assessment

Answered: 139 Skipped: 9



2020 Alumni Survey

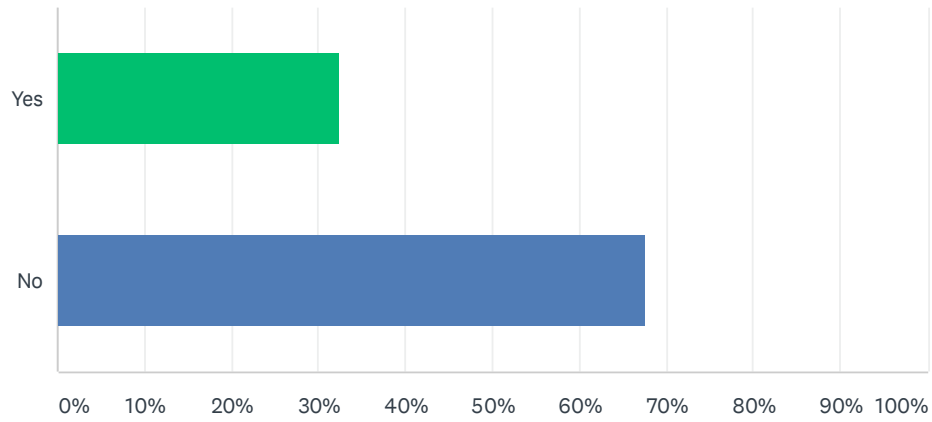


2020 Alumni Survey

	VERY SATISFIED	SATISFIED	DISSATISFIED	VERY DISSATISFIED	DOES NOT APPLY	TOTAL	WEIGHTED AVERAGE
Value of your education, relative to cost	48.20% 67	44.60% 62	5.76% 8	0.00% 0	1.44% 2	139	1.62
Your sense of community on campus	25.18% 35	40.29% 56	7.19% 10	1.44% 2	25.90% 36	139	2.63
The extent that your experience at Highlands enhanced your ability to communicate and explain ideas	39.57% 55	51.08% 71	5.04% 7	1.44% 2	2.88% 4	139	1.77
The extent that your experience at Highlands enhanced your ability to work in a group	43.17% 60	46.04% 64	2.88% 4	0.72% 1	7.19% 10	139	1.83
The extent that your experience at Highlands enhanced your ability to think critically and creatively	43.17% 60	47.48% 66	7.91% 11	0.72% 1	0.72% 1	139	1.68
The extent that your experience at Highlands enhanced your knowledge of the world at large	32.61% 45	52.90% 73	7.97% 11	0.72% 1	5.80% 8	138	1.94

Q12 Have you continued your education since graduating from NMHU?

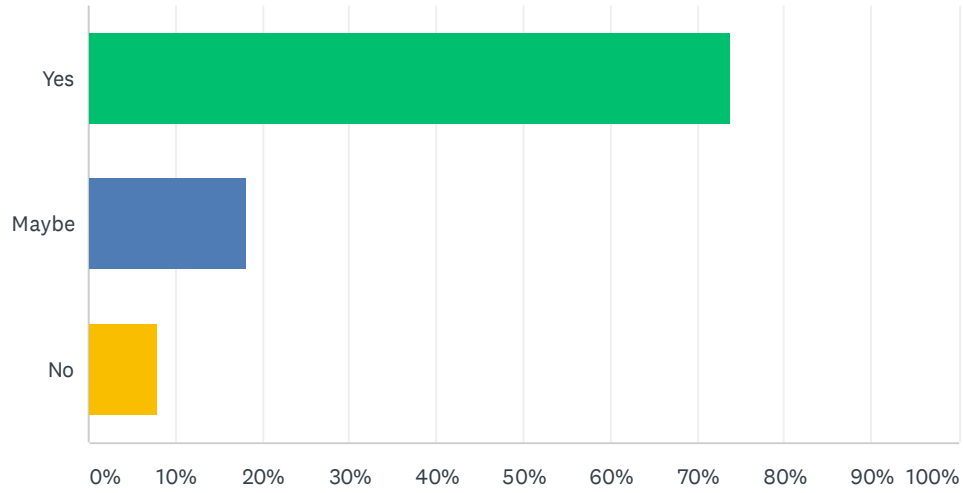
Answered: 139 Skipped: 9



ANSWER CHOICES	RESPONSES	
Yes	32.37%	45
No	67.63%	94
TOTAL		139

Q13 If you had to do it all over again would you attend Highlands?

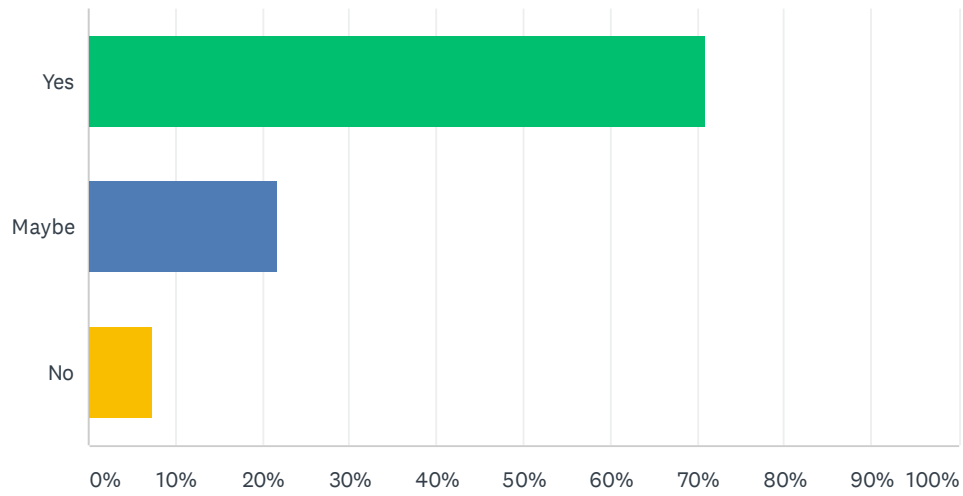
Answered: 138 Skipped: 10



ANSWER CHOICES	RESPONSES	
Yes	73.91%	102
Maybe	18.12%	25
No	7.97%	11
TOTAL		138

Q14 If you had to do it all over again would you choose the same major/certificate?

Answered: 138 Skipped: 10



ANSWER CHOICES	RESPONSES	
Yes	71.01%	98
Maybe	21.74%	30
No	7.25%	10
TOTAL		138

Q15 If you could choose one program to major in that Highlands doesn't currently offer, what would it be?

Answered: 81 Skipped: 67

Q16 Please make any suggestions for program or University improvements.

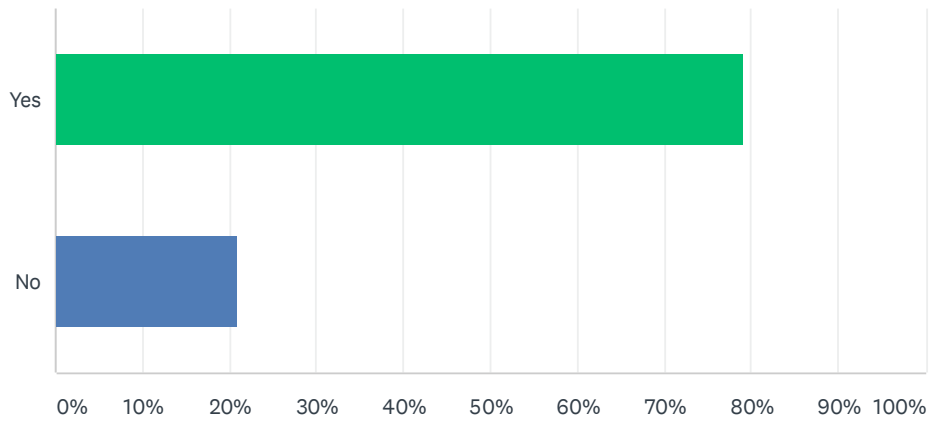
Answered: 56 Skipped: 92

Q17 Please feel free to make any additional comments regarding your experience at the University.

Answered: 45 Skipped: 103

Q18 Do you receive mail from the alumni office, including the alumni calendar of events mailers and Homecoming information?

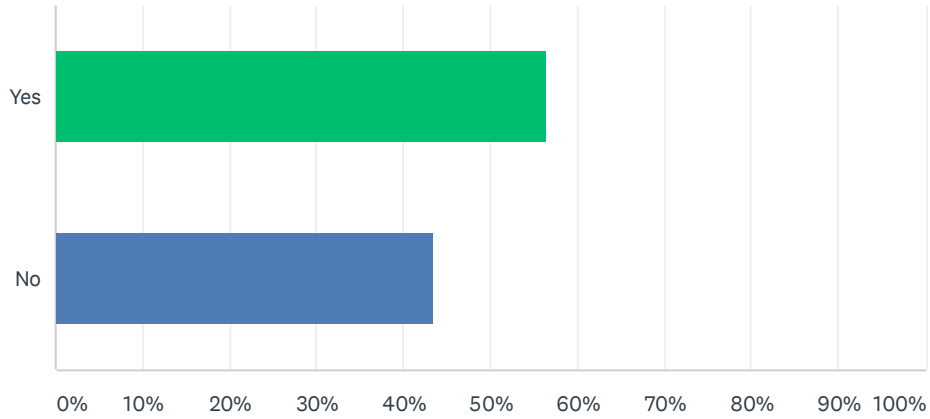
Answered: 138 Skipped: 10



ANSWER CHOICES	RESPONSES	
Yes	78.99%	109
No	21.01%	29
TOTAL		138

Q19 Are you currently receiving the RoundUp email newsletter from the alumni office?

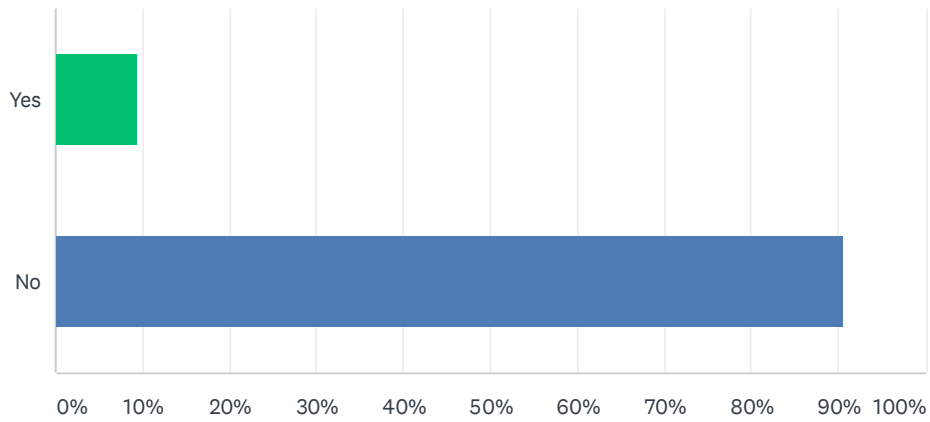
Answered: 138 Skipped: 10



ANSWER CHOICES	RESPONSES	
Yes	56.52%	78
No	43.48%	60
TOTAL		138

Q20 Would you like to receive text messages from the Alumni Office about upcoming events?

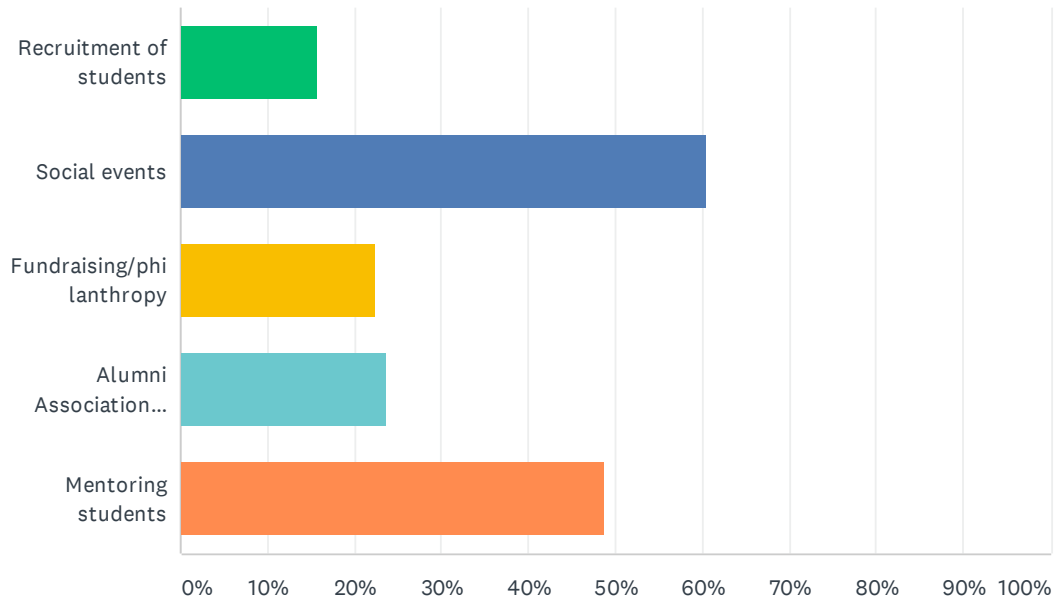
Answered: 139 Skipped: 9



ANSWER CHOICES	RESPONSES	
Yes	9.35%	13
No	90.65%	126
TOTAL		139

Q21 What types of alumni activities interest you? (check all that apply)

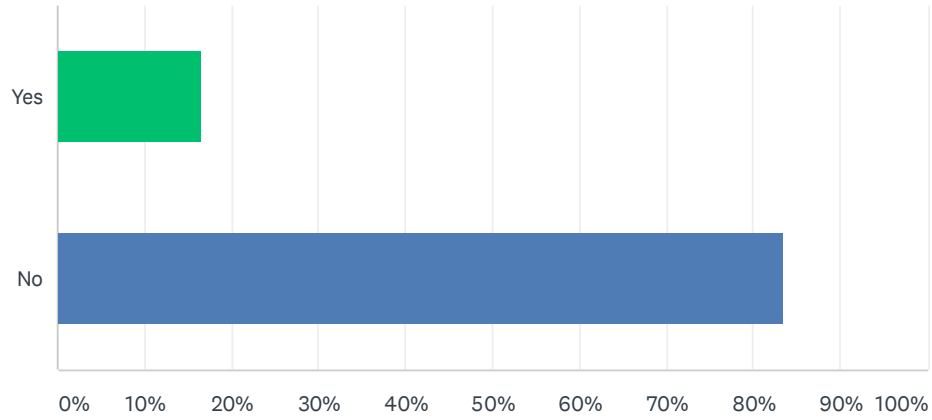
Answered: 76 Skipped: 72



ANSWER CHOICES	RESPONSES	
Recruitment of students	15.79%	12
Social events	60.53%	46
Fundraising/philanthropy	22.37%	17
Alumni Association Board service	23.68%	18
Mentoring students	48.68%	37
Total Respondents: 76		

Q22 Have you attended NMHU Homecoming in the past 5 years?

Answered: 139 Skipped: 9



ANSWER CHOICES	RESPONSES	
Yes	16.55%	23
No	83.45%	116
TOTAL		139

Q23 If not, why? What could we do to encourage alumni to participate in Homecoming activities?

Answered: 74 Skipped: 74