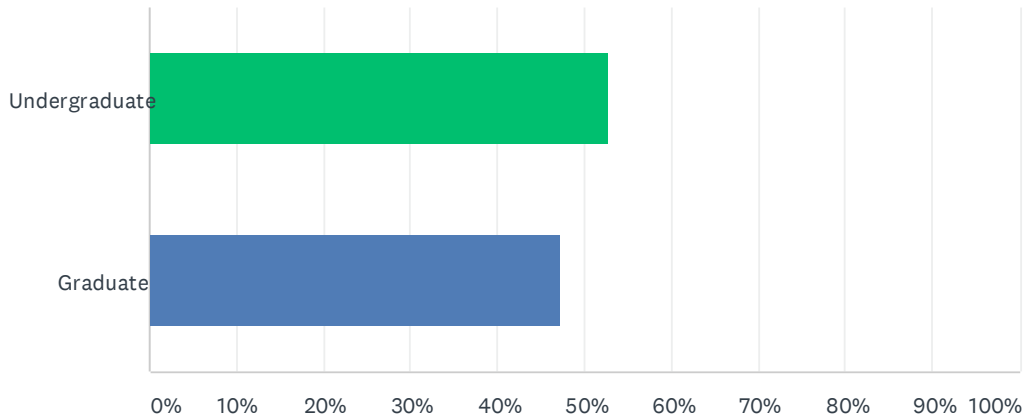


Q1 You are receiving this survey because you received a degree/ certificate from NMHU between Fall 2017 and Summer of 2018. What was the level of that degree?

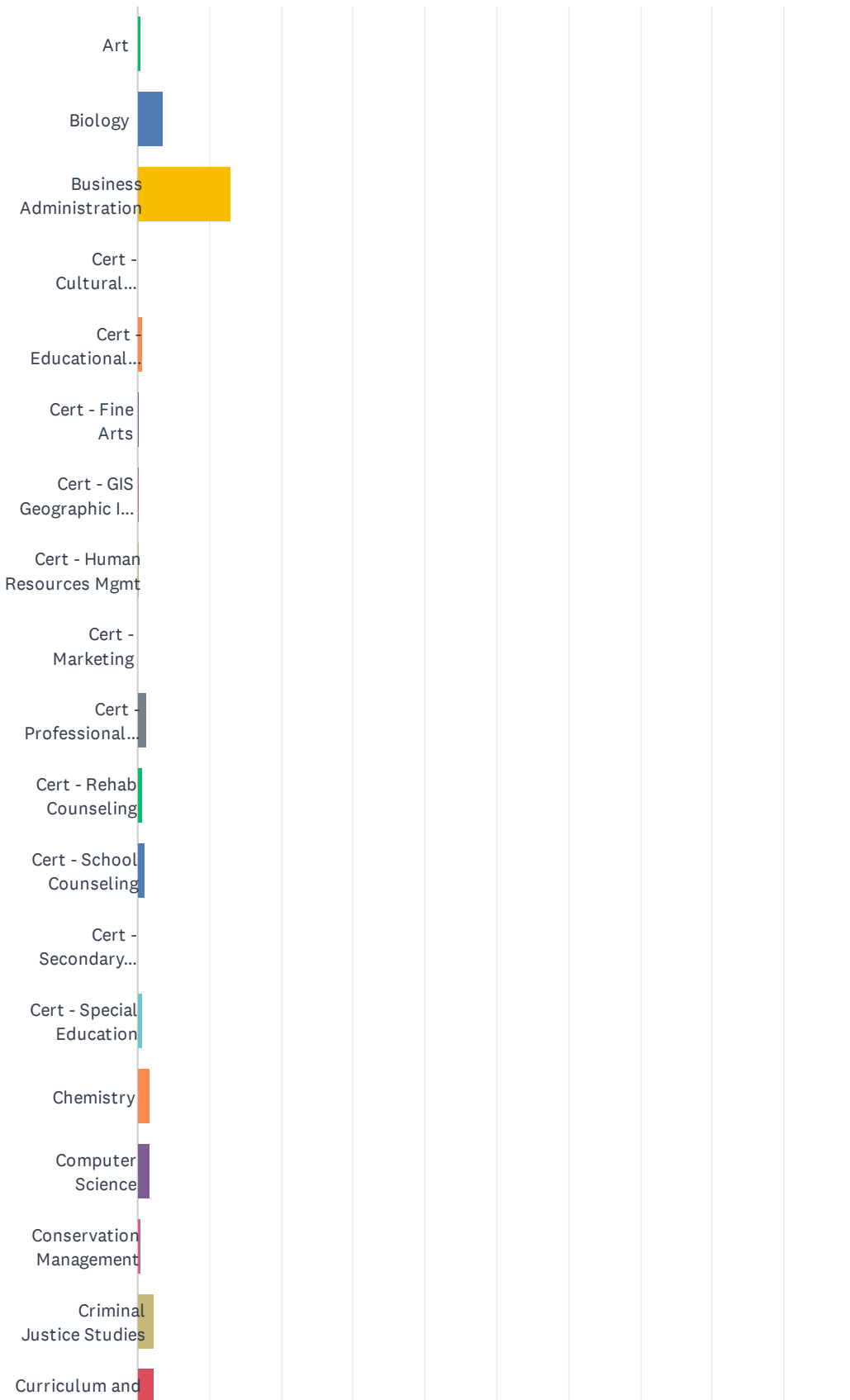
Answered: 455 Skipped: 12



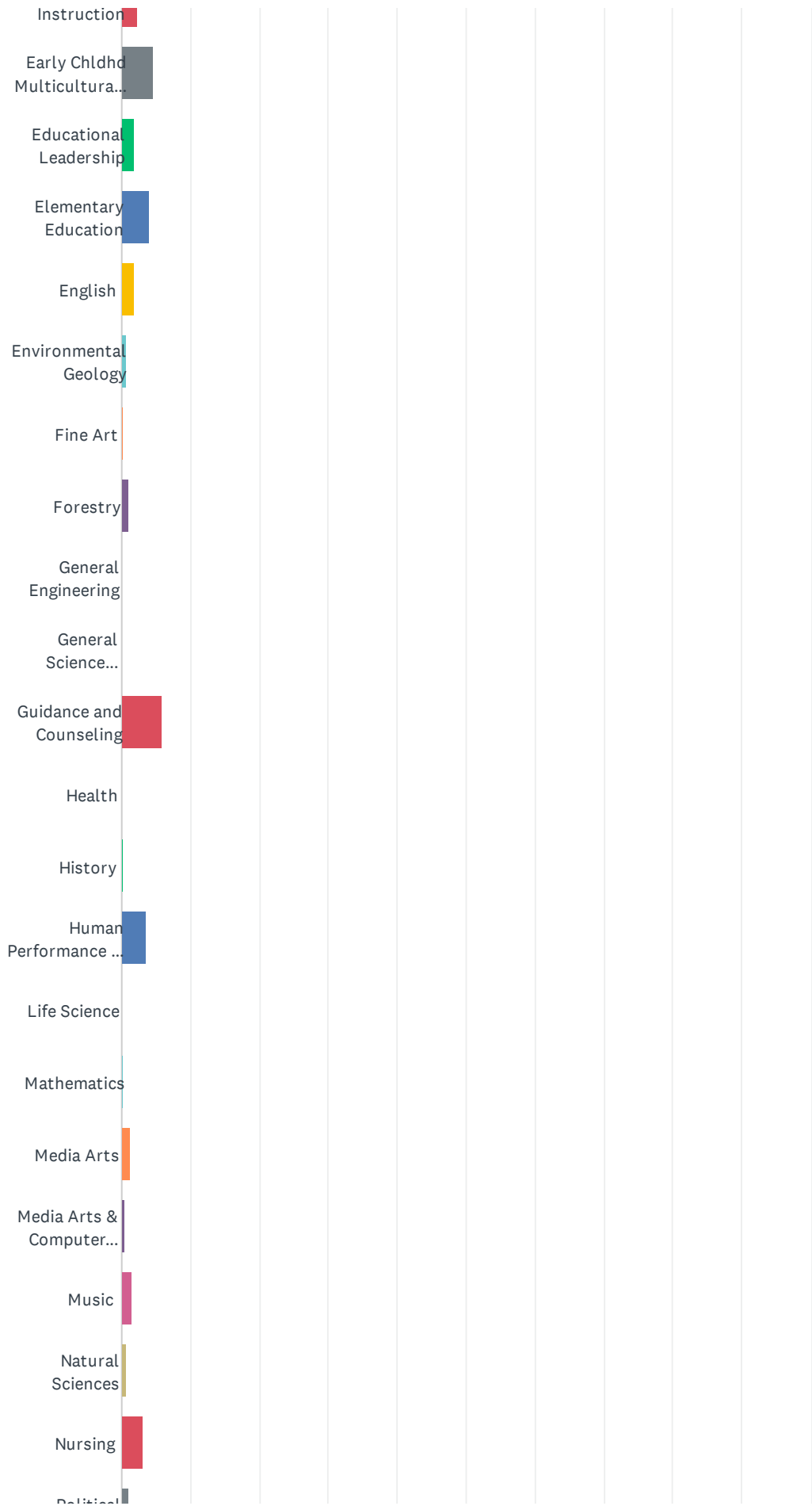
ANSWER CHOICES	RESPONSES	
Undergraduate	52.75%	240
Graduate	47.25%	215
TOTAL		455

Q2 While at Highlands what was your Major? (select from drop down)

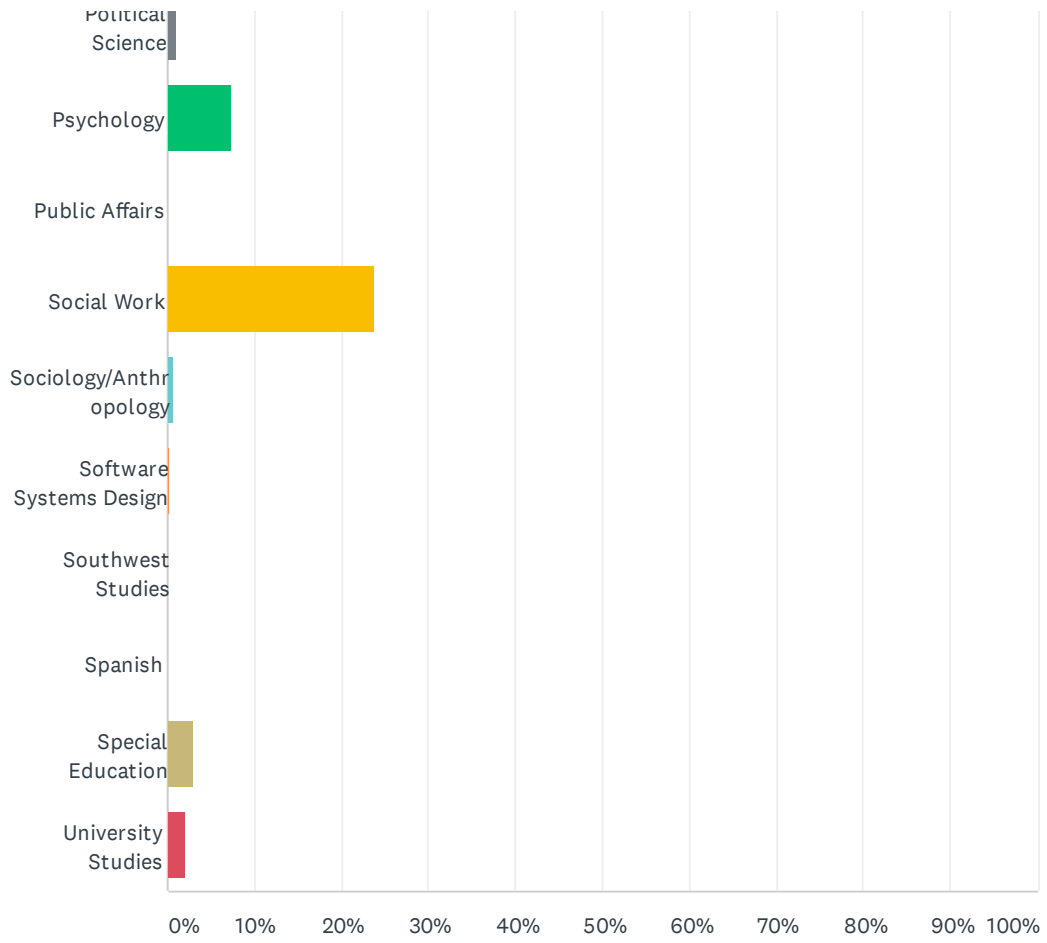
Answered: 460 Skipped: 7



2021 Alumni Survey



2021 Alumni Survey



2021 Alumni Survey

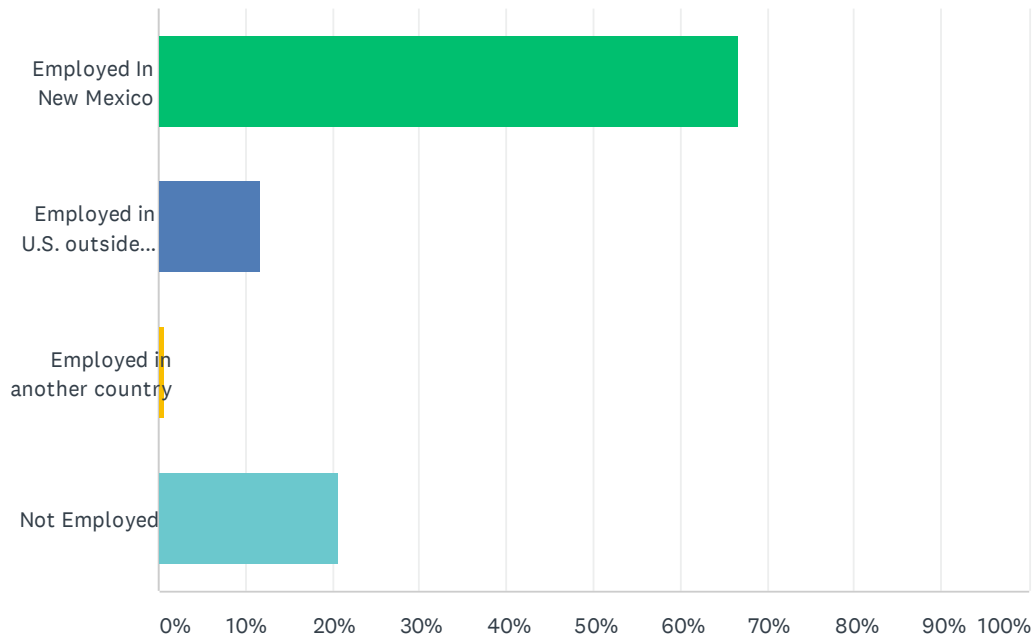
ANSWER CHOICES	RESPONSES	
Art	0.43%	2
Biology	3.48%	16
Business Administration	13.04%	60
Cert - Cultural Resource Mgmt	0.00%	0
Cert - Educational Leadership	0.65%	3
Cert - Fine Arts	0.22%	1
Cert - GIS Geographic Info Sys	0.22%	1
Cert - Human Resources Mgmt	0.22%	1
Cert - Marketing	0.00%	0
Cert - Professional Counseling	1.30%	6
Cert - Rehab Counseling	0.65%	3
Cert - School Counseling	1.09%	5
Cert - Secondary Education	0.00%	0
Cert - Special Education	0.65%	3
Chemistry	1.74%	8
Computer Science	1.74%	8
Conservation Management	0.43%	2
Criminal Justice Studies	2.39%	11
Curriculum and Instruction	2.39%	11
Early Chldhd Multicultural Edu	4.57%	21
Educational Leadership	1.96%	9
Elementary Education	3.91%	18
English	1.96%	9
Environmental Geology	0.65%	3
Fine Art	0.22%	1
Forestry	1.09%	5
General Engineering	0.00%	0
General Science Education	0.00%	0
Guidance and Counseling	5.87%	27
Health	0.00%	0
History	0.22%	1
Human Performance & Sport	3.48%	16

2021 Alumni Survey

Life Science	0.00%	0
Mathematics	0.22%	1
Media Arts	1.30%	6
Media Arts & Computer Science	0.43%	2
Music	1.52%	7
Natural Sciences	0.65%	3
Nursing	3.04%	14
Political Science	1.09%	5
Psychology	7.39%	34
Public Affairs	0.00%	0
Social Work	23.91%	110
Sociology/Anthropology	0.65%	3
Software Systems Design	0.22%	1
Southwest Studies	0.00%	0
Spanish	0.00%	0
Special Education	2.83%	13
University Studies	2.17%	10
TOTAL		460

Q3 Please select the choice below that most closely matches your current employment status

Answered: 458 Skipped: 9



ANSWER CHOICES	RESPONSES	
Employed In New Mexico	66.81%	306
Employed in U.S. outside of New Mexico	11.79%	54
Employed in another country	0.66%	3
Not Employed	20.74%	95
TOTAL		458

Q4 In what U.S. state you are currently employed?

Answered: 55 Skipped: 412

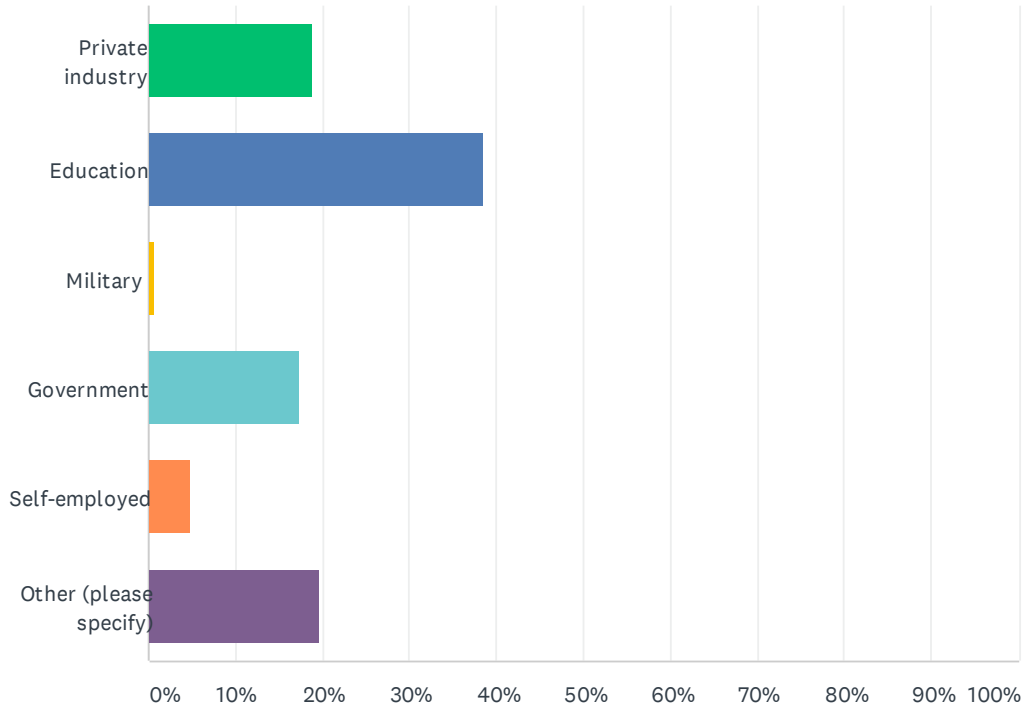
Q5 What is your country of employment?

Answered: 4 Skipped: 463

ANSWER CHOICES	RESPONSES	
State:	0.00%	0
Country:	100.00%	4

Q6 Which category best describes your employer?

Answered: 350 Skipped: 117



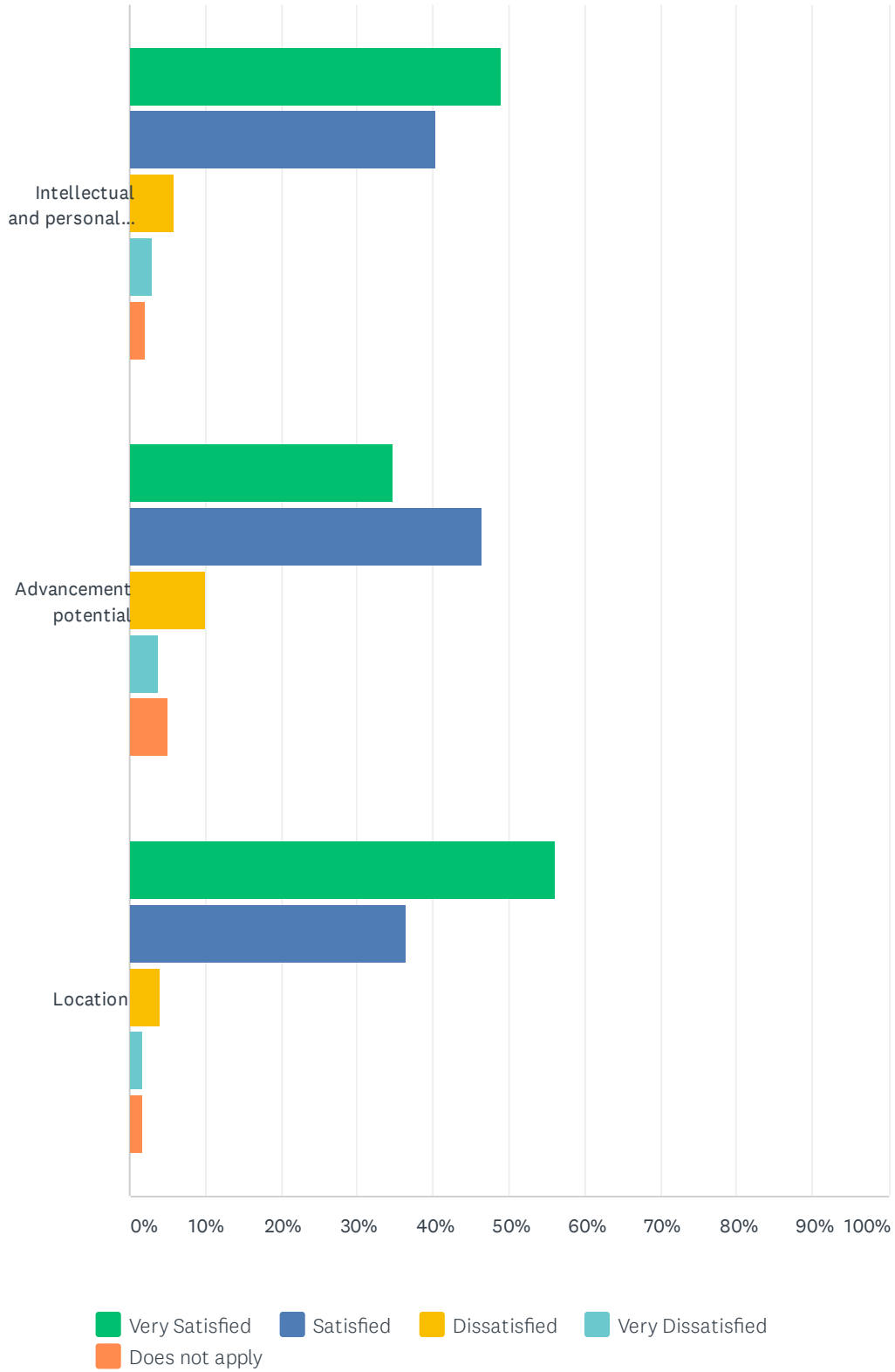
ANSWER CHOICES	RESPONSES	
Private industry	18.86%	66
Education	38.57%	135
Military	0.57%	2
Government	17.43%	61
Self-employed	4.86%	17
Other (please specify)	19.71%	69
TOTAL		350

Q7 What is your current job title?

Answered: 344 Skipped: 123

Q8 How satisfied are you with the following aspects of your job?

Answered: 349 Skipped: 118

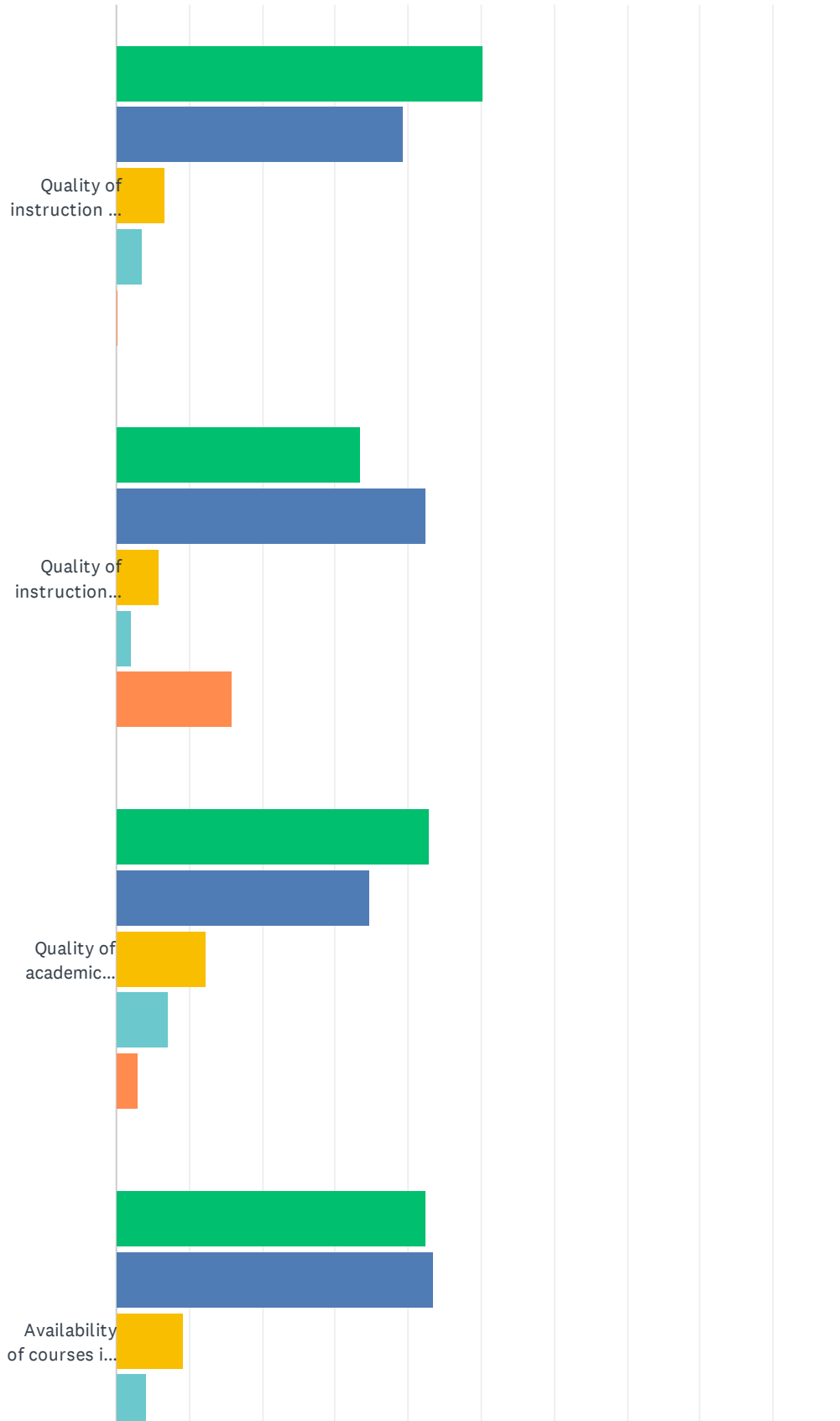


2021 Alumni Survey

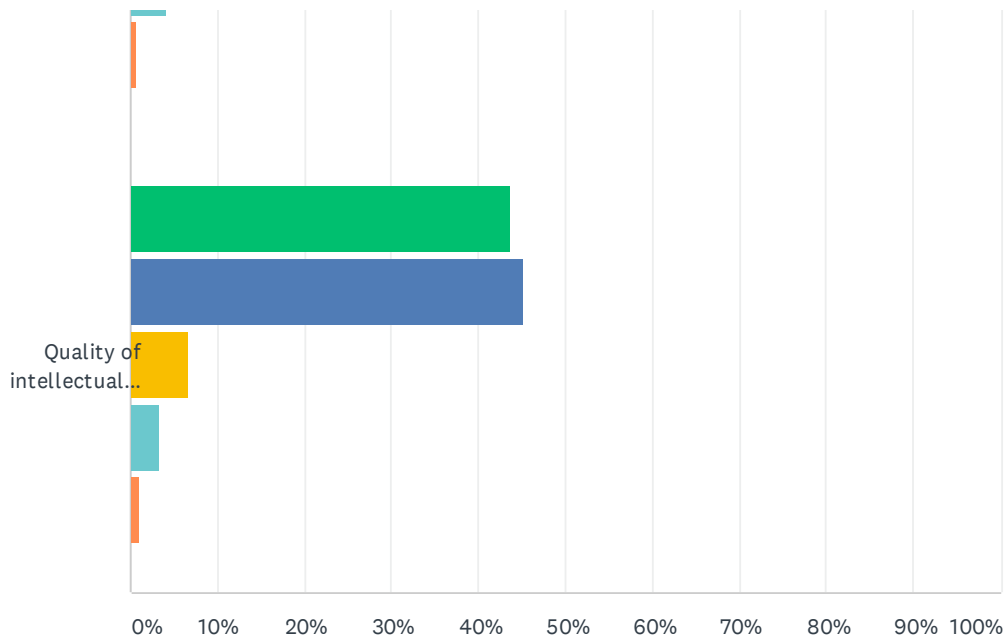
	VERY SATISFIED	SATISFIED	DISSATISFIED	VERY DISSATISFIED	DOES NOT APPLY	TOTAL	WEIGHTED AVERAGE
Intellectual and personal challenge	48.99% 170	40.35% 140	5.76% 20	2.88% 10	2.02% 7	347	1.69
Advancement potential	34.78% 120	46.38% 160	10.14% 35	3.77% 13	4.93% 17	345	1.98
Location	56.03% 195	36.49% 127	4.02% 14	1.72% 6	1.72% 6	348	1.57

Q9 Curriculum/Instruction

Answered: 415 Skipped: 52



2021 Alumni Survey

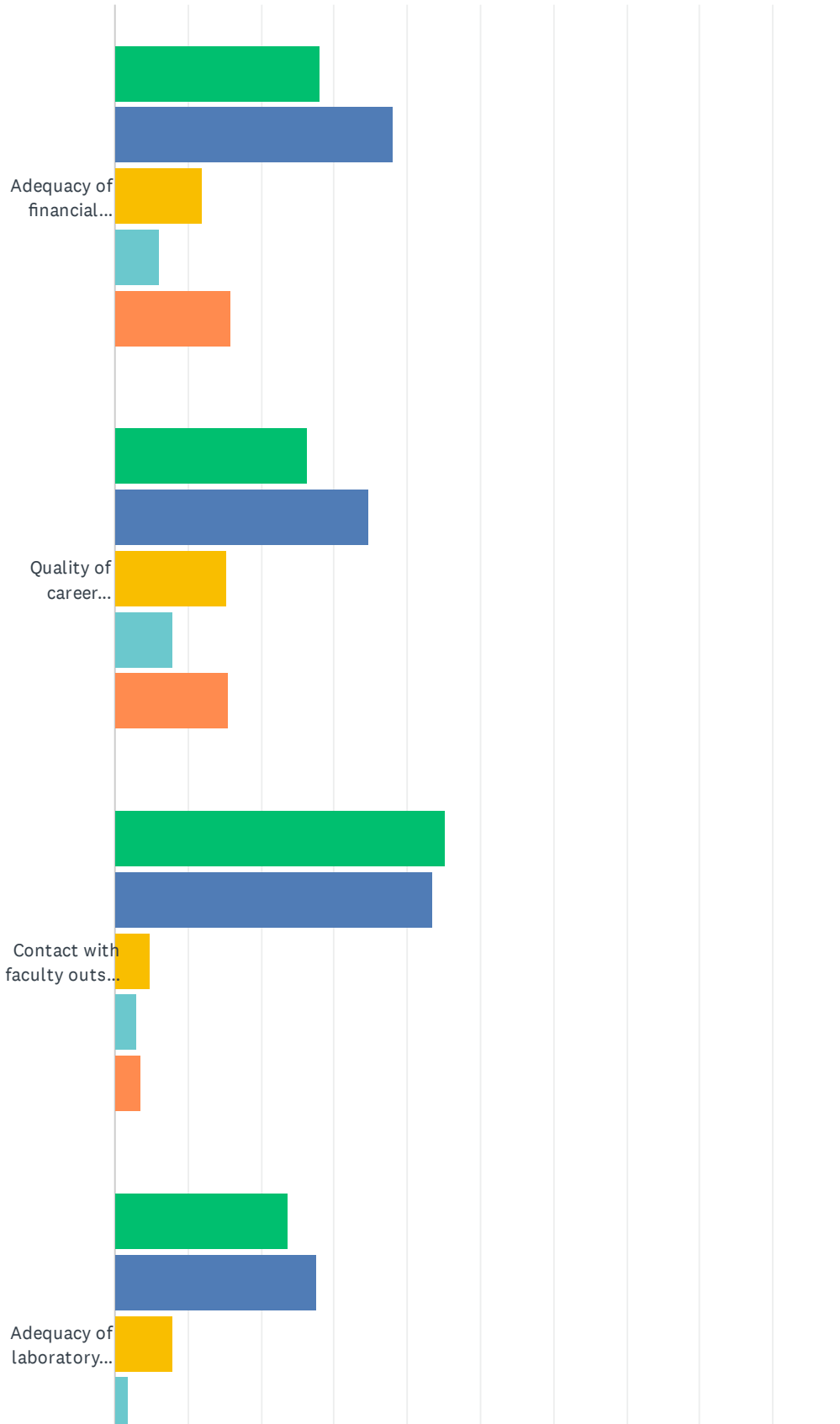


■ Very satisfied
 ■ Satisfied
 ■ Dissatisfied
 ■ Very dissatisfied
■ Does not apply

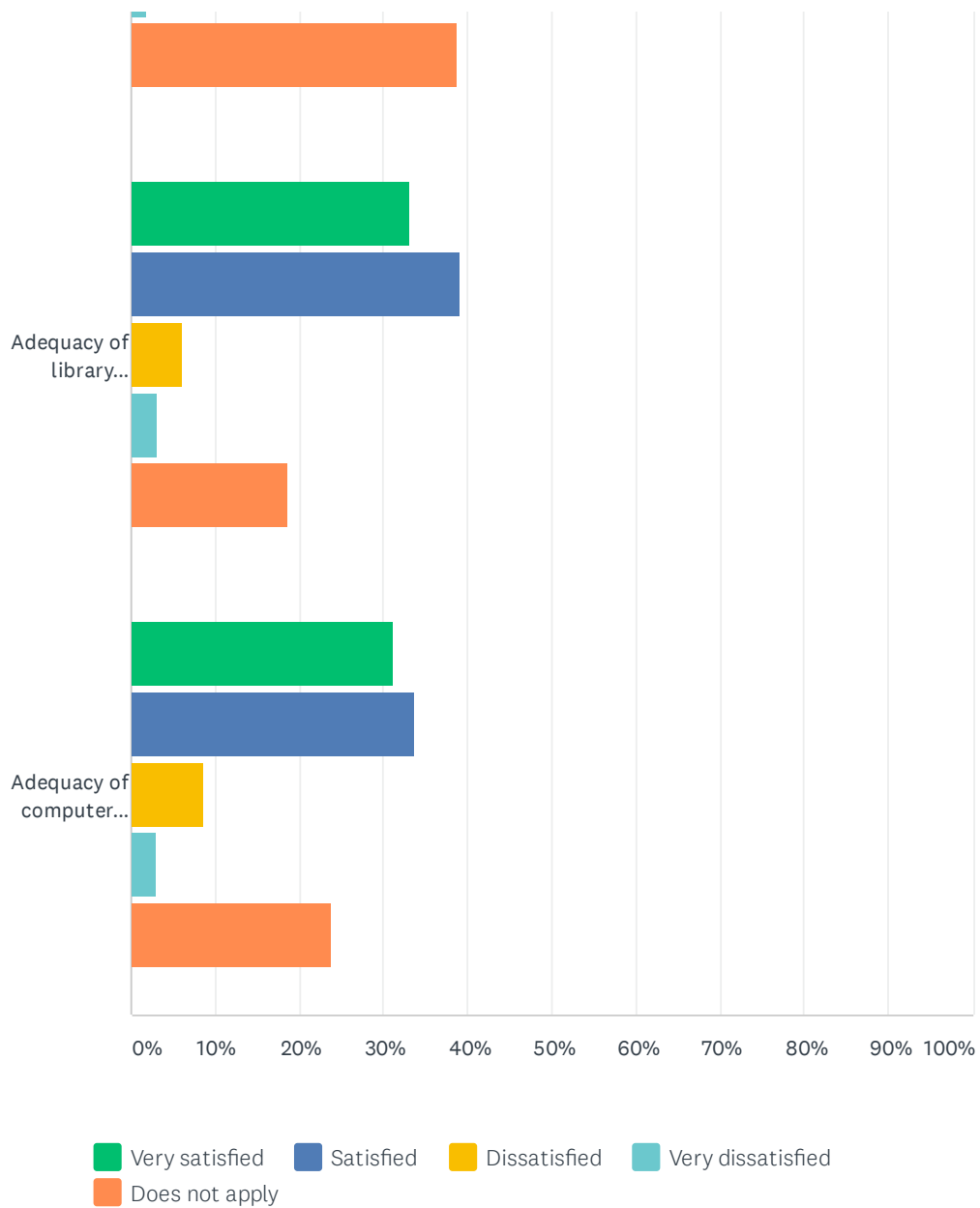
	VERY SATISFIED	SATISFIED	DISSATISFIED	VERY DISSATISFIED	DOES NOT APPLY	TOTAL	WEIGHTED AVERAGE
Quality of instruction in your major/certificate	50.12% 208	39.28% 163	6.75% 28	3.61% 15	0.24% 1	415	1.65
Quality of instruction outside your major/certificate	33.57% 139	42.51% 176	5.80% 24	2.17% 9	15.94% 66	414	2.24
Quality of academic advisement	42.96% 177	34.71% 143	12.38% 51	7.04% 29	2.91% 12	412	1.92
Availability of courses in your major/certificate	42.41% 176	43.61% 181	9.16% 38	4.10% 17	0.72% 3	415	1.77
Quality of intellectual challenges of your program	43.72% 181	45.17% 187	6.76% 28	3.38% 14	0.97% 4	414	1.73

Q10 Support

Answered: 415 Skipped: 52



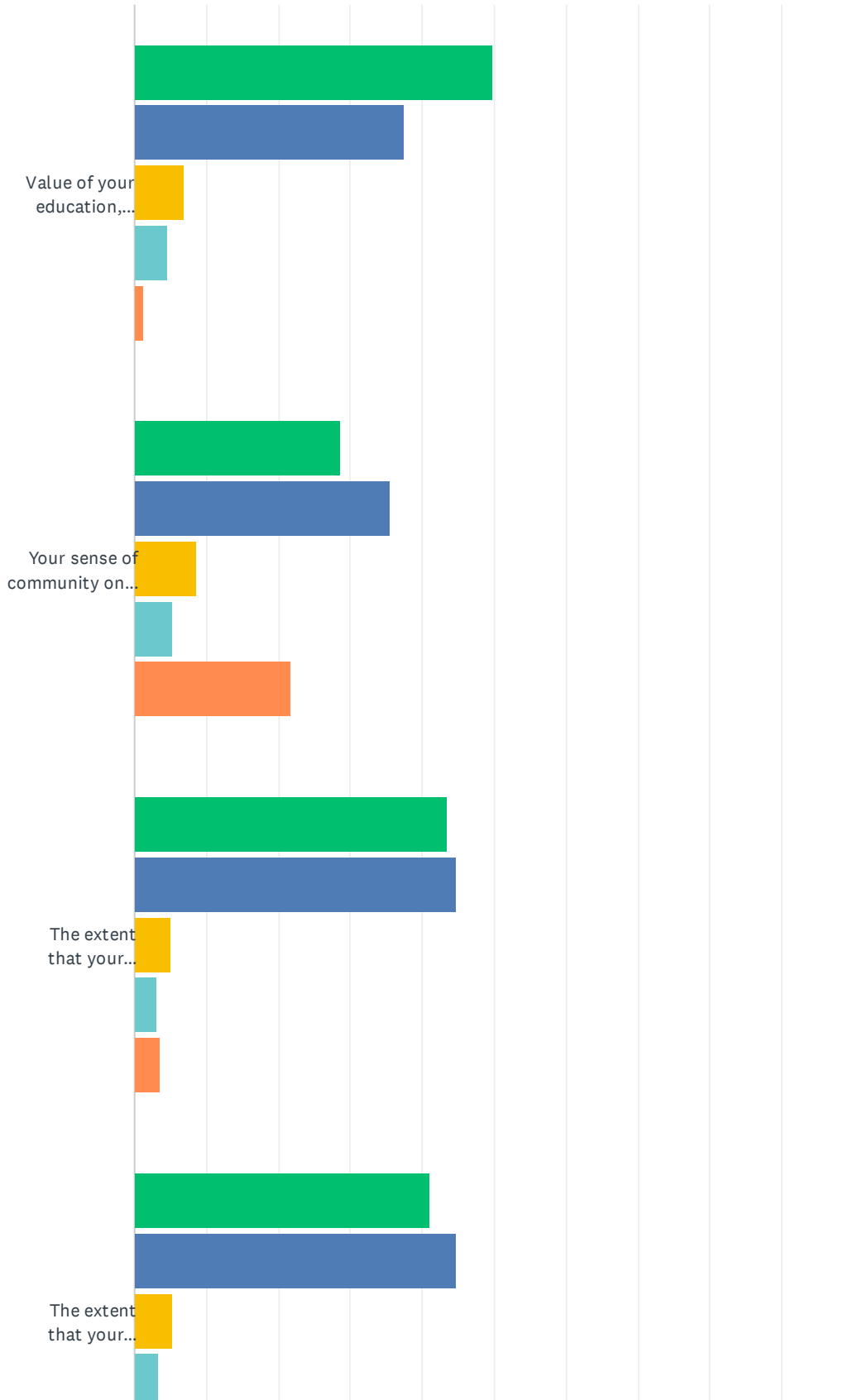
2021 Alumni Survey



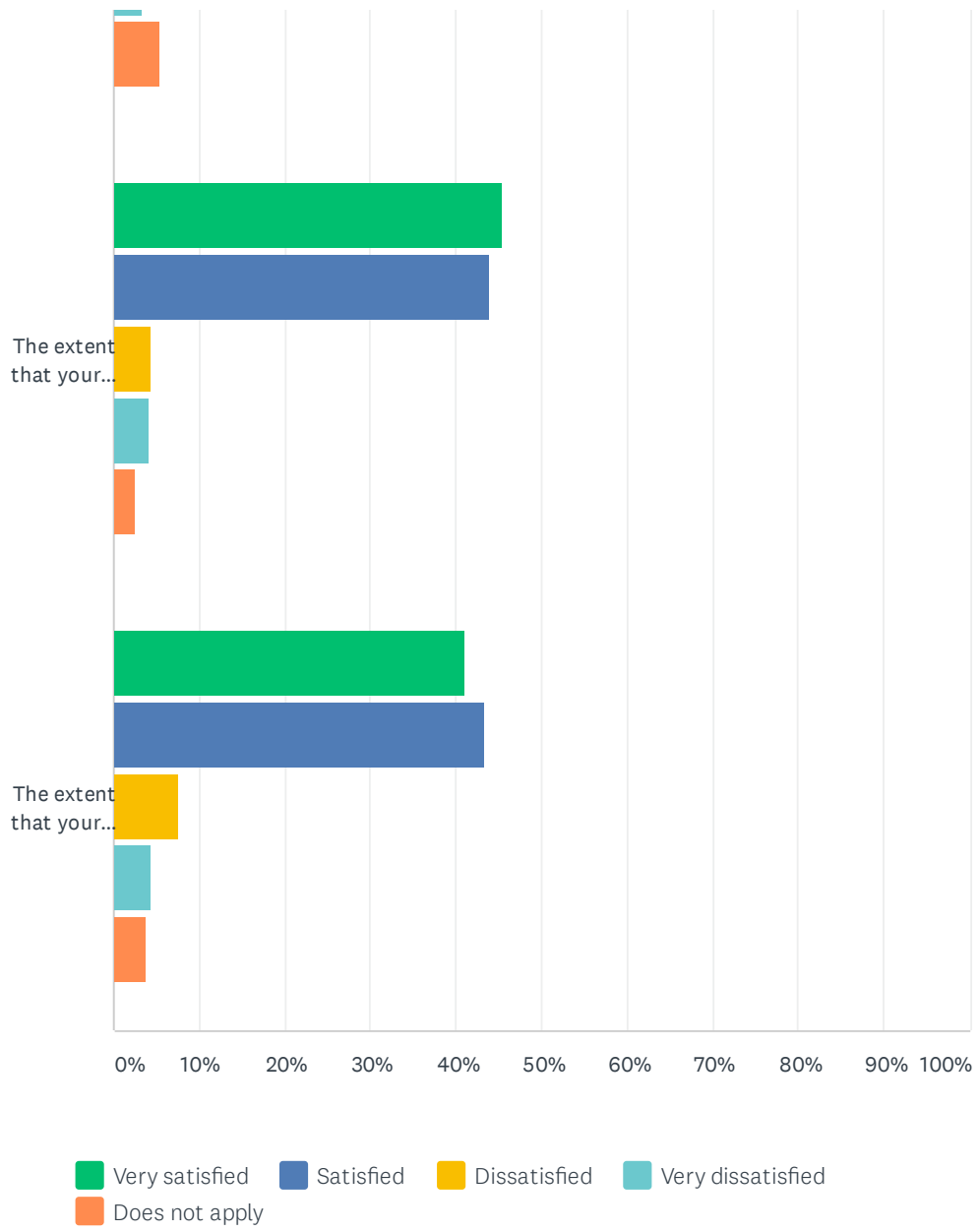
	VERY SATISFIED	SATISFIED	DISSATISFIED	VERY DISSATISFIED	DOES NOT APPLY	TOTAL	WEIGHTED AVERAGE
Adequacy of financial assistance	28.09% 116	38.01% 157	11.86% 49	6.05% 25	15.98% 66	413	2.44
Quality of career counseling and advisement	26.46% 109	34.71% 143	15.29% 63	8.01% 33	15.53% 64	412	2.51
Contact with faculty outside of class	45.17% 187	43.48% 180	4.83% 20	2.90% 12	3.62% 15	414	1.76
Adequacy of laboratory facilities and equipment	23.61% 98	27.71% 115	7.95% 33	1.93% 8	38.80% 161	415	3.05
Adequacy of library facilities	33.09% 137	39.13% 162	6.04% 25	3.14% 13	18.60% 77	414	2.35
Adequacy of computer facilities	31.07% 128	33.74% 139	8.50% 35	2.91% 12	23.79% 98	412	2.55

Q11 Overall Assessment

Answered: 416 Skipped: 51



2021 Alumni Survey

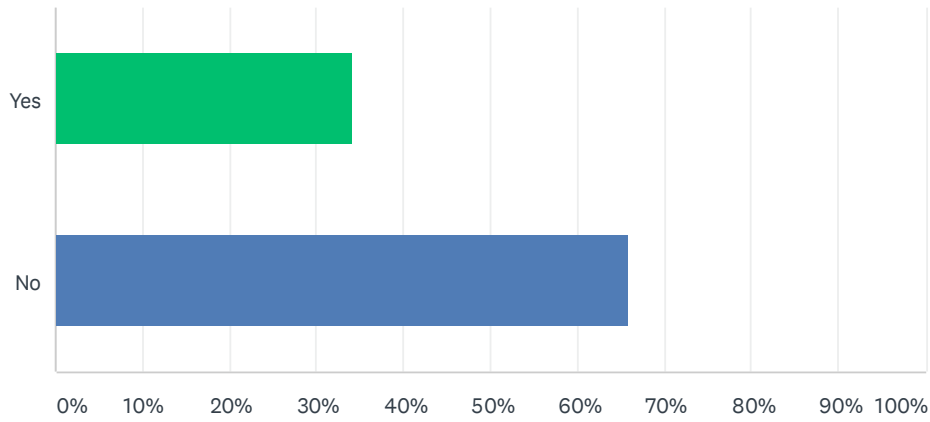


2021 Alumni Survey

	VERY SATISFIED	SATISFIED	DISSATISFIED	VERY DISSATISFIED	DOES NOT APPLY	TOTAL	WEIGHTED AVERAGE
Value of your education, relative to cost	49.76% 207	37.50% 156	6.97% 29	4.57% 19	1.20% 5	416	1.70
Your sense of community on campus	28.67% 119	35.66% 148	8.67% 36	5.30% 22	21.69% 90	415	2.56
The extent that your experience at Highlands enhanced your ability to communicate and explain ideas	43.48% 180	44.69% 185	5.07% 21	3.14% 13	3.62% 15	414	1.79
The extent that your experience at Highlands enhanced your ability to work in a group	40.96% 170	44.82% 186	5.30% 22	3.37% 14	5.54% 23	415	1.88
The extent that your experience at Highlands enhanced your ability to think critically and creatively	45.30% 188	43.86% 182	4.34% 18	4.10% 17	2.41% 10	415	1.74
The extent that your experience at Highlands enhanced your knowledge of the world at large	41.06% 170	43.24% 179	7.49% 31	4.35% 18	3.86% 16	414	1.87

Q12 Have you continued your education since graduating from NMHU?

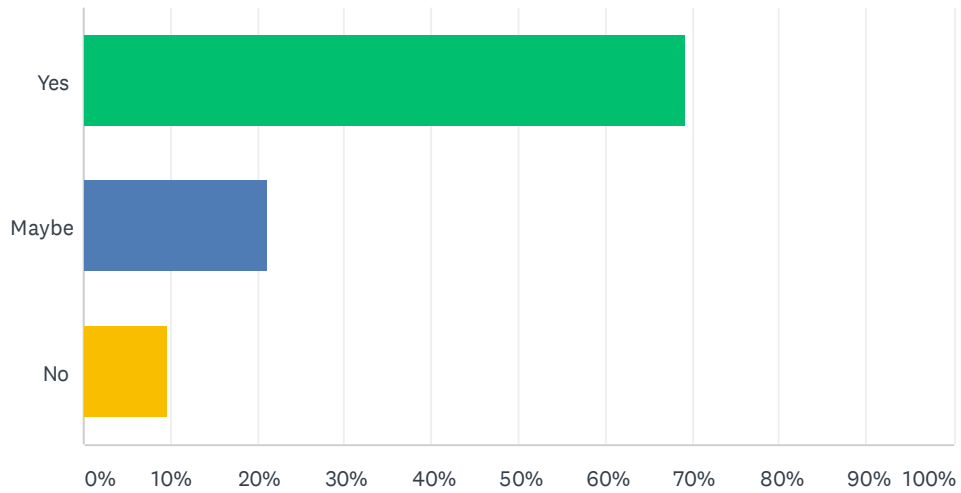
Answered: 411 Skipped: 56



ANSWER CHOICES	RESPONSES	
Yes	34.06%	140
No	65.94%	271
TOTAL		411

Q13 If you had to do it all over again would you attend Highlands?

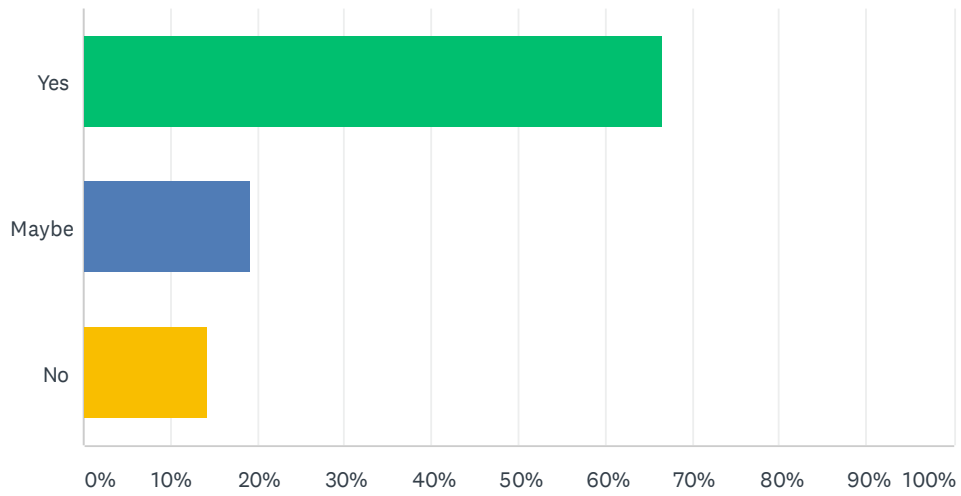
Answered: 415 Skipped: 52



ANSWER CHOICES	RESPONSES	
Yes	69.16%	287
Maybe	21.20%	88
No	9.64%	40
TOTAL		415

Q14 If you had to do it all over again would you choose the same major/certificate?

Answered: 415 Skipped: 52



ANSWER CHOICES	RESPONSES	
Yes	66.51%	276
Maybe	19.28%	80
No	14.22%	59
TOTAL		415

Q15 If you could choose one program to major in that Highlands doesn't currently offer, what would it be?

Answered: 263 Skipped: 204

Q16 Please make any suggestions for program or University improvements.

Answered: 248 Skipped: 219

Q17 Did you participate in athletics during your time at Highlands? If so, how did that impact your overall experience?

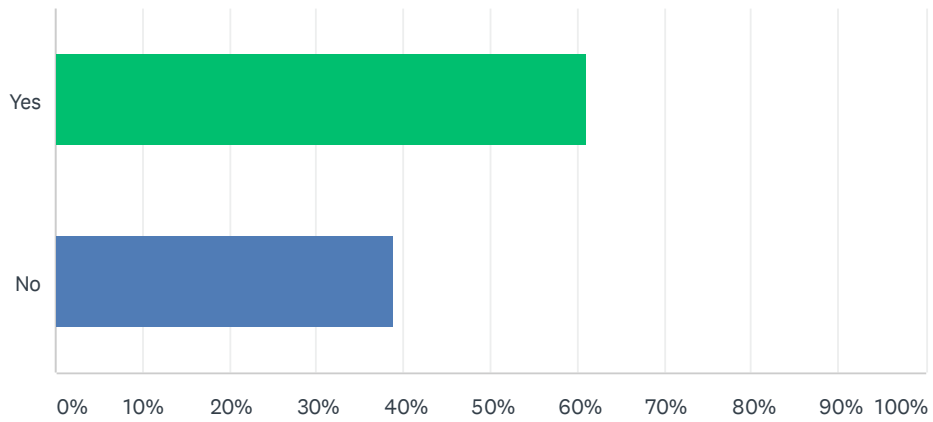
Answered: 279 Skipped: 188

Q18 Please feel free to make any additional comments regarding your experience at the University.

Answered: 178 Skipped: 289

Q19 Do you receive mail from the alumni office, including the alumni calendar of events mailers and Homecoming information?

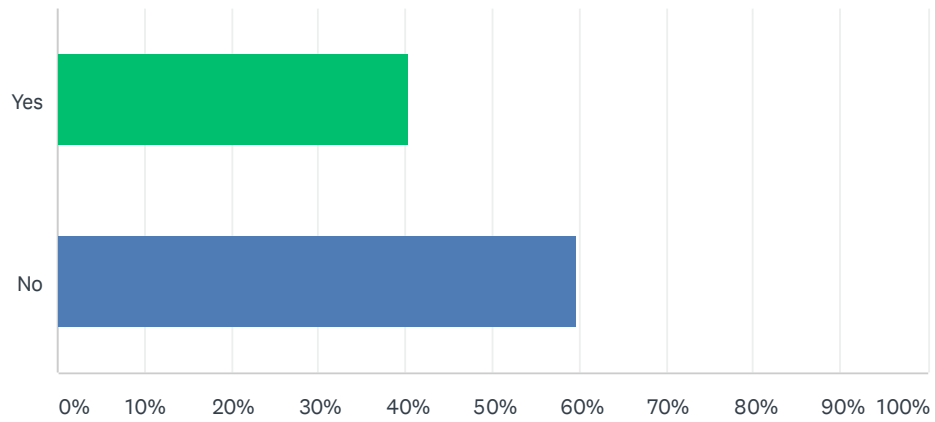
Answered: 405 Skipped: 62



ANSWER CHOICES	RESPONSES	
Yes	60.99%	247
No	39.01%	158
TOTAL		405

Q20 Are you currently receiving the RoundUp email newsletter from the alumni office?

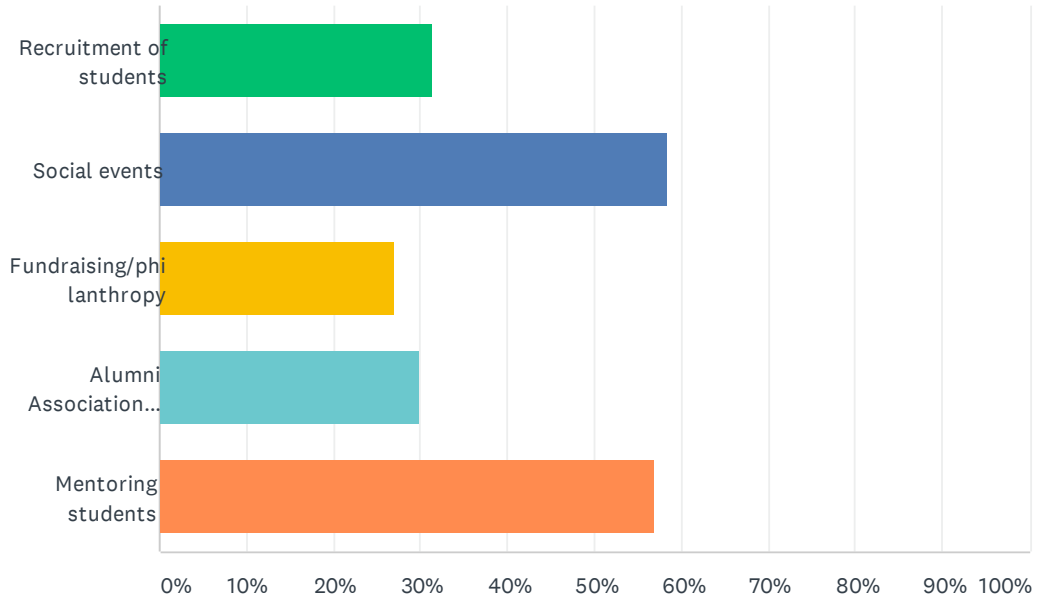
Answered: 404 Skipped: 63



ANSWER CHOICES		RESPONSES	
Yes		40.35%	163
No		59.65%	241
TOTAL			404

Q21 What types of alumni activities interest you? (check all that apply)

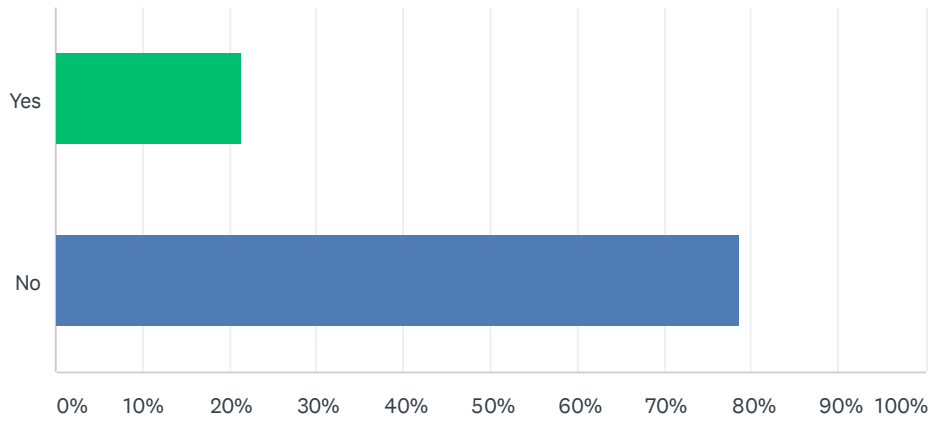
Answered: 211 Skipped: 256



ANSWER CHOICES	RESPONSES	
Recruitment of students	31.28%	66
Social events	58.29%	123
Fundraising/philanthropy	27.01%	57
Alumni Association Board service	29.86%	63
Mentoring students	56.87%	120
Total Respondents: 211		

Q22 Have you attended NMHU Homecoming in the past 5 years?

Answered: 402 Skipped: 65



ANSWER CHOICES	RESPONSES	
Yes	21.39%	86
No	78.61%	316
TOTAL		402

Q23 If not, why? What could we do to encourage alumni to participate in Homecoming activities?

Answered: 188 Skipped: 279