

**New Mexico Highlands University
Board of Regents Virtual Special Meeting
April 16, 2021**

The New Mexico Highlands University Board of Regents held a virtual special meeting on April 16, 2021. The meeting streamed via ZOOM from the New Mexico Highlands University main campus in Las Vegas, New Mexico. The university complied with the Governor's Office and the New Mexico Department of Health's social distancing mandate which limits mass gatherings to twenty (20) individuals therefore, the Board of Regents meeting was held as a virtual meeting only. The university made every effort to accommodate members of the public as stated in the April 13, 2021 meeting announcement. The items addressed during the meeting were time sensitive and could not wait. Thus, in accordance with the NM Attorney General's Open Government Division Advisory, the meeting was held as a virtual meeting only. Members of the public were able to access the meeting via zoom and/or via phone call:

<https://nmhu.zoom.us/j/99373471046>

Meeting ID: 993 7347 1046

One tap mobile

+13462487799,,99373471046# US (Houston)

+16699006833,,99373471046# US (San Jose)

Dial by your location

+1 346 248 7799 US (Houston)

+1 669 900 6833 US (San Jose)

+1 253 215 8782 US (Tacoma)

+1 312 626 6799 US (Chicago)

+1 646 558 8656 US (New York)

+1 301 715 8592 US (Washington D.C)

Meeting ID: 993 7347 1046

Find your local number: <https://nmhu.zoom.us/u/ac1SHcp0aW>

Chairman Marchi called upon Dr. Kimberly Blea, Dean of Students to read an opening statement: *"Thank you for joining the NMHU Board of Regents today, April 16, 2021 for our virtual Special Board meeting. The university is complying with the Governor's Office and the New Mexico Department of Health's social distancing mandate limiting mass gatherings to twenty (20) individuals. The university has made every effort to accommodate members of the public. The items to be addressed at this meeting are time sensitive and cannot wait, thus in accordance with the NM Attorney General's Open Government Division Advisory, the meeting is being held as a virtual meeting only. Board members participating in the meeting remotely are: Mr. William Garcia, Mr. Frank Sanchez, Ms. Danelle Smith, Mr. Christopher Ulibarri, and Board Chairman Frank Marchi"*.

"Also participating in the meeting remotely are Dr. Sam Minner, Dr. Roxanne Gonzales, Mr. Max Baca, Dr. Terri Law, Dr. Kimberly Blea, Dr. Orit Tamir, and Ms. Veronica Black."

"Should Board members or the university lose connectivity and there is no longer have a quorum, the Board meeting will be suspended and no action will be taken until a quorum is reconvened."

Call to Order – Chairman Marchi called the meeting to order at 3:30 p.m.

Roll Call - Board Members Present via ZOOM: Mr. William Garcia, Mr. Frank Marchi, Ms. Danelle Smith, Mr. Frank Sanchez, and Mr. Christopher Ulibarri.

Administrative Personnel Present via ZOOM: Dr. Sam Minner, President; Dr. Roxanne Gonzales, Provost/Vice President of Academic Affairs; Mr. Max Baca, Vice President for Finance & Administration; and Dr. Kimberly Blea, Dean of Students.

Others Present via ZOOM: Dr. Orit Tamir, Faculty Senate Chair, Ms. Veronica Black, Staff Senate Chair, and Ms. Patricia Ives, University Legal Counsel. Numerous faculty, staff, students, community members, and the general public participated in the meeting as it was streamed via ZOOM.

Approval of the April 16, 2021 Virtual Special Meeting Agenda

Regent Garcia moved to approve the Board's virtual meeting agenda for April 16, 2021 with the request made by President Minner. Regent Ulibarri seconded. A roll call vote was taken, voting in favor: Regent Garcia, Regent Smith, Regent Sanchez, Regent Ulibarri, and Chairman Marchi. Motion carried.

Tuition and Fees (Attachment A)

Mr. Baca gave an in-depth presentation regarding tuition and fees. He indicated that the New Mexico Legislators did not veto any funds for New Mexico Highlands University for the FY2022 fiscal year. Highlands will also receive new monies and will include a 1½ percent compensation increase for employees.

Mr. Baca discussed scholarships and grants that are received by students. He indicated one main driver for Highlands has been affordability. With the Opportunity Scholarship, students who meet its qualifications do not pay any tuition and fees.

Mr. Baca indicated that per the request of the board, tuition and fees have been combined (blended). The recommendations from administration include a three percent up to a five percent (5%) blended tuition and fees for In-State Undergraduate and Graduate and a seven percent (7%) blended tuition and fees for Out-of-State Undergraduate and Graduate. Administration is also recommending that the \$10 per student credit hour for the Social Work and Nursing programs be eliminated. Administration is recommending a five to seven percent increase in required fees and International Graduate rate of \$12,500 per academic year.

Mr. Baca indicated that the administration is proposing no increases for Online Asynchronous programs, housing rates, and meal plan rates. It is however, recommending a new rate for the newly renovated Connor A&B of \$2,200 per semester.

Regent Smith moved to approve the tuition and fees increase recommendations at the higher level particularly an increase in In-State Undergraduate and Graduate tuition and fees blended rate of five percent (5%), an increase in Out-of-State Undergraduate and Graduate tuition and fees blended rate of seven (7%) percent, the elimination of the \$10 per credit hour for Social Work and Nursing programs, a new International Graduate rate of \$12,500 per academic year, increase of

the housing rate for the renovated Connor A & B of \$2,200 per semester and no increases for Online Asynchronous programs, housing and dining services as presented. Motion not seconded. Motion failed.

Discussion continued on the tuition and fees. Mr. Baca indicated that prior to COVID-19, the university was spending up to two million dollars on student employment. There are 400-500 main campus students hired throughout the year. He indicated that the living wage is going to go up from \$10.50 to \$11.00 an hour.

Ms. Law discussed current enrollment trends and recruitment initiatives. Mr. Baca indicated that of the approximately 300 out-of-state students, 171 receive an out-of-state tuition waiver.

Regent Garcia indicated that he would like the university to remain competitive with out-of-state students and felt that a seven percent (7%) increase was too high. He stated that he was in favor of increasing tuition, however felt a lower percent would be more appropriate.

Regent Smith moved to approve an increase in In-State Undergraduate and Graduate tuition and fees blended rate of five percent (5%), an increase in Out-of-State Undergraduate and Graduate tuition and fees blended rate of five (5%) percent, the elimination of the \$10 per credit hour for Social Work and Nursing programs, a new International Graduate rate of \$12,500 per academic year, increase of the housing rate for the renovated Connor A & B of \$2,200 per semester and no increases for Online Asynchronous programs, housing and dining services as presented. Regent Ulibarri seconded. A roll call vote was taken, voting in favor were: Regent Smith, Regent Ulibarri, and Chairman Marchi. Voting against were: Regent Garcia and Regent Sanchez. Motion carried.

Persons Wishing to Address the Board

No one came forward.

Adjournment

With no further business, the meeting adjourned at 5:38 p.m.



Chairman
NMHU Board of Regents



Secretary/Treasurer
NMHU Board of Regents



2022

FISCAL YEAR 2022 TUITION & FEES



**MAX BACA,
VP FOR FINANCE,
ADMINISTRATION &
GOVERNMENT RELATIONS**





Legislative Session

- ... Updates
- ... Etc.





NM Legislative Updates

- ... **What do we know:**
 - ≡ *FY22 budget with the following highlights for higher education:*
 - Restoration of federal fund cuts during the special session in June 2020.
 - 0.5% new funding (\$3M)
 - 2.0% based adjustment rate
 - 3% Budget reduction for all below I&G line items
 - 1.5% compensation for all state employees funded at 70%
 - **No line item vetos for NMHU**
 - ≡ **Opportunity Scholarship**
 - Senate Bill 135 stalled in a committee in the house
 - \$7M Recurring + \$11M Non-recurring for a total of \$18M
 - Pay for “...Tuition or ... Fees ...scholarship program shall prioritize financial aid based on need to undergraduate, degree-seeking students, who have completed the FASFA or another form of income verification, who are adults or eligible for lottery tuition scholarship and are enrolled full-time.”
 - ≡ **Other Appropriations**
 - *Listed below are just a few appropriations to Higher Education: \$5M for Higher Education Endowment Fund, \$5M Addition funds for Lottery Scholarship, 1% funding for employer Education Retirement and \$5M for Teacher Loan Repayment Fund.*






Final NMHU for FY 2022

Institution / Program (in thousands)	FY20 Actuals	FY21 OPBUD Special Session	FY22 Final No Compensation	Diff +/-
Instruction and General (I&G)	\$28,669.1	\$28,168.7	\$28,403.2	\$803.4
Federal CARES Stimulus SWAP	\$0.0	(\$569.0)		
Athletics	\$2,376.9	\$2,234.3	\$2,167.3	(\$67.0)
Research & Public Service Projects (RSPS):				
Doctor of Nurse Practitioner	\$0.0	\$159.8	\$155.0	(\$4.8)
Center for Professional Development & Career Readiness	\$0.0	\$164.5	\$159.6	(\$4.9)
Acequia and Land Grant Education	\$0.0	\$47.0	\$45.6	(\$1.4)
Native American Social Work Institute	\$175.0	\$164.5	\$159.6	(\$4.9)
Advanced Placement	\$216.9	\$203.9	\$197.8	(\$6.1)
Minority Student Services	\$530.6	\$498.8	\$483.8	(\$15.0)
Forest and Watershed Institute	\$304.6	\$286.3	\$277.7	(\$8.6)
Nurse Expansion	\$212.5	\$199.8	\$199.8	\$0.1
Total NMHU RSPSs	\$3,816.5	\$3,958.8	\$3,846.2	(\$112.6)
Total NMHU	\$32,485.6	\$31,558.5	\$32,249.4	\$690.8

... Junior Appropriations SB377: Included \$75K KANW, \$50K to improve retention and completion of underserved students and \$50K Native American social work

... Note: These figures do not include the 1.5% compensation.





Fiscal Year 2022

- ... Mandatory Increases
- ... Presidential Priorities
- ... Comparisons
- ... Etc.



FY 2022 Estimated Mandatory Increases - Updated



<i>Descriptions</i>	Dollars
Health Insurance (For every 1% increase equates to \$40k)	\$0.0
Risk Management	\$10,000
Utilities	\$65,000
Maintenance Escalators	\$170,000
Faculty Promotions	\$34,500
Increase Student Work-study to \$11.50 per Hour*	\$330,000
Salary differential for 1.5% compensation	\$192,000
Other Expenses (Legal, Accreditations, CBA, Insurances, etc.)	\$60,000
Total	\$861,500

* Based on Academic Year 2019 actual numbers and begins January 1, 2022





President Minner's FY2022 Priorities

Priority	Description	Budget Request
1.A*	Compensation - Raise campus minimum salary to \$15 / hr.	\$705,000
1.B*	Compensation - Improve faculty salaries within +/- 2% in relation to major in-state peer institution (ENMU)	\$150,000
1.C*	Compensation - Adjustments for market and / or possible compression	\$1,145,000
2	Academic Affairs to expand, strengthen, and develop new programs	\$400,000
3	Strategic Enrollment Management to increase enrollment and improve retention	\$150,000
4	Part-time athletic department fundraiser	\$50,000
5	Equal Employment Opportunity Officer position and benefits	\$125,000
6	Dean's Innovation Fund to support innovation in each academic unit	\$160,000
7	Biennial Matanza planning and implementation	\$50,000
8	University Relations to expand advertising	\$100,000
9	Summer Orientation	\$100,000
10	Highlands Institute Beta	\$50,000
11	Summer Pipeline Programs	\$50,000
12	Washington DC Legislative Fellow Expansion	\$30,000
13	Board of Regents Executive Assistant (Part-Time)	\$35,000
	Total + Compensation	\$3,300,000

* Estimates





Southwestern Tuition and Fees Comparisons for 2021


Ranking	School	T&F Annual	Diff from Pell	Diff from NMHU
1	Fort Hays State University	\$5,449	(\$746)	(\$953)
2	Utah Valley State College	\$5,906	(\$289)	(\$496)
3	Weber State University	\$6,031	(\$164)	(\$371)
	Maximum Award for Pell 2020 - 2021	\$6,195	\$0	(\$207)
4	University of Central Oklahoma	\$6,253	\$58	(\$149)
5	NM Highlands University	\$6,402	\$207	\$0
6	Langston University	\$6,446	\$251	\$44
7	Oklahoma Panhandle State University	\$6,525	\$330	\$123
8	Eastern New Mexico University	\$6,528	\$333	\$126
9	Northeastern State University	\$6,648	\$453	\$246
10	Southern Utah University	\$6,770	\$575	\$368
11	Southwestern Oklahoma State University	\$6,846	\$651	\$444
12	University of Houston-Victoria	\$6,962	\$767	\$560
13	Emporia State University	\$6,970	\$775	\$568
14	Southeastern Oklahoma State University	\$7,050	\$855	\$648
15	University of Texas-El Paso	\$7,064	\$869	\$662
16	University of Houston-Downtown	\$7,174	\$979	\$772
17	Western New Mexico University	\$7,396	\$1,201	\$994





18	Rogers State University	OK	\$7,470	\$1,275	\$1,068
19	University of Texas-Tyler	TX	\$7,488	\$1,293	\$1,086
20	Northwestern Oklahoma State University	OK	\$7,740	\$1,545	\$1,338
21	Utah State University	UT	\$7,858	\$1,663	\$1,456
22	Texas A & M - Texarkana	TX	\$7,868	\$1,673	\$1,466
23	Metropolitan State College	CO	\$7,890	\$1,695	\$1,488
24	East Central University	OK	\$7,920	\$1,725	\$1,518
25	University of Science & Arts of Oklahoma	OK	\$8,040	\$1,845	\$1,638
26	New Mexico State University	NM	\$8,044	\$1,849	\$1,642
27	Cameron University	OK	\$8,086	\$1,891	\$1,684
28	Pittsburg State University	KS	\$8,308	\$2,113	\$1,906
29	NM Institute of Mining and Technology	NM	\$8,420	\$2,225	\$2,018
30	Wichita State University	KS	\$8,435	\$2,240	\$2,033
31	Sul Ross State University	TX	\$8,554	\$2,359	\$2,152
32	University of New Mexico	NM	\$8,862	\$2,667	\$2,460
33	Fort Lewis College	CO	\$8,896	\$2,701	\$2,494
34	West Texas A & M University	TX	\$8,906	\$2,711	\$2,504
35	University of Texas-Brownsville	TX	\$8,918	\$2,723	\$2,516
36	Angelo State University	TX	\$9,010	\$2,815	\$2,608
37	University of Houston-Clear Lake	TX	\$9,174	\$2,979	\$2,772
38	University of Texas-Permian Basin	TX	\$9,675	\$3,480	\$3,273
39	Texas A & M - Kingsville	TX	\$9,694	\$3,499	\$3,292
40	Texas A & M-Commerce	TX	\$10,310	\$4,115	\$3,908





Financial Aid

- ... Federal, State and Institutional Aid
- ... Grants
- ... Scholarships
- ... Etc.





Financial Aid Summary for Fiscal Year 2021

- Grants to 1,485 students for a total awards \$4,214,291
- Scholarships to 1,401 students for a total awards \$3,408,634
- Loans to 1,185 students for a total amount of \$8,630,031
- Athletics Scholarships to 190 students athletes for a total amount \$724,293
- Tuition Discounts to 322 students for a total amount \$927,161
- Work-Study Jobs to 106 students for a total amount \$314,354





Grants to Student for FY 2021

Grant Name	Dollars Paid	# of Students
Federal Pell Grant	\$3,892,657	937
State Grant Program	\$191,450	434
College Affordability Fund	\$43,875	20
Leadership Forestry Training	\$16,158	8
2 + 2 Career Ladder Book	\$13,600	21
TEACH Grant Graduate	\$10,365	5
2+2 Career Ladder Test Stipend	\$10,200	17
Student Senate Stipend	\$9,885	12
Alliance for Minority Participant	\$9,800	12
Graduate Research Stipend	\$6,325	3
College Incentive Grant	\$6,000	12
TEACH Grant Undergrad	\$2,824	2
NSF SomosSTEM	\$1,152	2
Totals	\$4,214,291	1,485



Tuition Discounts to Student for FY 2021



Tuition Discount Name	Dollars Paid	# of Students
Out-of-State Athletic Tuition Discount	\$679,256	171
Colorado Tuition Reciprocity	\$39,162	13
Competitive Scholar Tuition Discount for Non-Resident	\$35,352	8
Graduate Assistant International Tuition Discount	\$34,038	19
Graduate Assistant Tuition Discount for Non-Resident	\$30,744	16
Undergraduate Native American Tuition Discount for Non-Resident	\$22,570	7
Athletic Futures Discount Fall	\$21,063	44
Graduate Native American Tuition Discount for Non-Resident	\$17,568	5
Athletic Futures Discount Spring	\$13,500	27
Dependent Non-resident Chicago Undergraduate	\$11,774	3
Undergraduate Competitive Scholar Tuition Discount	\$11,000	3
Foster Care Tuition Fee Wavier	\$7,469	2
Western Undergraduate Exchange	\$3,665	4
Total	\$927,161	322



Scholarships to Student for FY 2021

Scholarship Name	Dollars Paid	# of Students
NM Legislative Lottery Scholarship	\$782,320	326
Navajo Tribal Scholarship	\$561,389	103
Dean's Scholarship	\$338,000	189
Teacher Prep Affordability	\$285,543	66
Other Tribal Scholarship	\$279,541	71
Misc. Direct Pay (Third Party)	\$174,985	72
Scholar Athlete Award	\$173,285	84
Athletic Housing Award	\$136,372	91
Foundation Endowed	\$96,558	67
Presidential Silver Scholarship	\$94,600	30
Presidential Transfer Scholars	\$66,000	50
Presidential Gold Scholarship	\$62,500	14
Dean's Transfer Scholarship	\$52,500	49
NM Success Transfer Scholarship	\$47,000	15
Foundation Restricted	\$44,894	33



Scholarships to Student for FY 2021

Viles Scholarship	\$40,950	15
Freshman Success Scholarship	\$37,500	50
NM Opportunity Scholarship	\$30,969	13
NSF S-STEM Scholarship	\$20,000	2
Lottie Woods Washburn Scholarship	\$15,000	3
Ken & Sue Crimmin	\$12,082	4
Schein Foundation	\$10,923	1
Grow Your Own Teachers	\$10,845	15
Activity Award	\$9,000	8
New Mexico Success Scholarship	\$6,000	3
CONNECTADO Tuition Award	\$5,915	3
New Mexico Opportunity Grant	\$4,500	5
Regent's NM Scholars Scholarship	\$3,673	1
HU Foundation Competitive Book	\$2,100	11
NM Legislative Lottery for Disability	\$1,540	1
Arko-Pabst Scholarship	\$1,250	3
CONNECTADO Book Award	\$900	3
Total	\$3,408,634	1,401



Athletic Scholarship to Student for FY 2021




	Dollars Paid	# of Students
Football	\$170,229	61
Men's Basketball	\$98,596	13
Women's Basketball	\$95,210	11
Women's Volleyball	\$80,856	14
Women's Cross Country	\$75,950	11
Baseball	\$58,450	27
Women's Soccer	\$51,960	20
Softball	\$39,550	14
Men's Wrestling	\$27,600	12
Men's Cross Country	\$25,892	7
Total	\$724,293	190

Loans to Student for FY 2021



	Dollars Paid	# of Students
Fed Direct Graduate Un-Subsidized Loan	\$5,834,409	464
Fed Direct Stafford Subsidized Loan	\$1,452,237	386
Fed Direct Stafford Un-Subsidized Loan	\$950,860	284
Alternative Loans	\$257,336	30
Federal Direct Parent Loan	\$79,104	12
Federal Direct Graduate PLUS Loan	\$32,085	7
Health/Teacher Loan-CHE	\$24,000	2
Total	\$8,630,031	1185



Tuition & Fees

- ... Assumptions and Concerns
- ... Tuition Comparisons / Recommendations
- ... Mandatory Fees Comparisons / Recommendations



Assumptions & Concerns for Tuition and Fees



- ... We will use FY21 actual revenues, which incorporated current year's enrollment.
 - ... 12% reduction of projected tuition and fees given volatility of NMHU enrollment and uncertainty of state revenues.
 - ... Governor Michelle Lujan Grisham Opportunity Scholarship and its implications on NMHU.
 - ... International Graduate Rate - VP Law to describe the benefits of this tuition class.
-
- ... For every 1%, the projected tuition and fees generate about a \$162.7k.
 - ... For revenue forecast, we will use 12 student credit hours for a full-time undergraduate student and 9 student credit hours for a full-time graduate student.



In-State Undergraduate Tuition Comparisons - Updated

Undergraduate Resident Full Time Tuition							
	FY21 Rate	1%	3%	5%	7%		
NMHU	\$2,304.00	\$2,327.04	\$2,373.12	\$2,419.20	\$2,465.28		
		\$23.04	\$69.12	\$115.20	\$161.28		
		\$1.92	\$5.76	\$9.60	\$13.44		
		FT Increase					
		Per SCH					

	FY21 Rates		FY22 Rates	Difference from Prior Year	
	Diff \$	%		\$	%
NMHU	\$2,304.00				
ENMU	\$2,037.00	(\$267)	\$2,037.00	\$0.00	0%
WNMU	\$2,485.00	\$181	\$2,559.55	\$74.55	3%
NNMC	\$1,630.00	(\$674)	\$1,630.00	\$0.00	0%
UNM	\$3,370.00	\$1,066	\$3,444.14	\$74.14	2.2%
NMSU	\$3,235.00	\$931	\$3,235.00	\$0.00	0%
NMT	\$3,515.00	\$1,211	\$3,515.00	\$0.00	0%

... Administration recommends 3% to 5% increase

Out-of-State Undergraduate Tuition Comparisons - Updated



Undergraduate Non-Resident Full Time Tuition						
	FY21 Rate	1%	3%	5%	7%	
NMHU	\$4,524.00	\$4,569.24	\$4,659.72	\$4,750.20	\$4,840.68	
		\$45.24	\$135.72	\$226.20	\$316.68	
		Per SCH	\$11.31	\$18.85	\$26.39	

	FY21 Rates		FY22 Rates	Difference from Prior Year	
	Diff \$	%		\$	%
NMHU	\$4,524.00				
ENMU	\$3,057.00	(\$1,467)	\$3,057.00	\$0.00	0%
WNMU	\$6,413.00	\$1,889	\$6,605.39	\$192.39	3%
NNMC	\$6,057.00	\$1,533	\$6,057.00	\$0.00	0%
UNM	\$11,401.00	\$6,877	\$11,651.82	\$250.82	2.2%
NMSU	\$12,046.00	\$7,522	\$12,046.00	\$0.00	0%
NMT	\$11,430.00	\$6,906	\$11,430.00	\$0.00	0%

... Administration's recommends 7% increase



In-State Graduate Tuition Comparisons

Updated



Graduate Resident Full Time Tuition							
	FY21 Rate	1%	3%	5%	7%		
NMHU	\$2,652.00	\$2,678.52	\$2,731.56	\$2,784.60	\$2,837.64		
		\$26.52	\$79.56	\$132.60	\$185.64		
		\$2.21	\$6.63	\$11.05	\$15.47		
		FT Increase					
		Per SCH					

	FY21 Rates		FY22 Rates	Difference from Prior Year	
	Diff \$	%		\$	%
NMHU	\$2,652.00				
ENMU	\$2,340.00	(\$312)	\$2,340.00	\$0.00	0%
WNMU	\$2,965.00	\$313	\$3,053.95	\$88.95	3%
NNMC	\$1,768.00	(\$884)	\$1,768.00	\$0.00	0%
UNM	\$3,497.00	\$845	\$3,573.93	\$76.93	2.2%
NMSU	\$2,490.00	(\$162)	\$2,490.00	\$0.00	0%
NMT	\$3,672.00	\$1,020	\$3,672.00	\$0.00	0%

... Administration's recommends 3% to 5% increase

Out-of-State Graduate Tuition Comparisons - Updated



Graduate Non-Resident Full Time Tuition						
	FY21 Rate	1%	3%	5%	7%	
NMHU	\$4,848.00	\$4,896.48	\$4,993.44	\$5,090.40	\$5,187.36	
		\$48.48	\$145.44	\$242.40	\$339.36	
		\$4.04	\$12.12	\$20.20	\$28.28	
		FT Increase				
		Per SCH				

	FY21 Rates		FY22 Rates	Difference from Prior Year	
	Diff \$	%		\$	%
NMHU	\$4,848.00				
ENMU	\$3,513.00	(\$1,335)	\$3,513.00	\$0.00	0%
WNMU	\$7,275.00	\$2,427	\$7,493.25	\$218.25	3%
NNMC	\$2,646.00	(\$2,202)	\$2,646.00	\$0.00	0%
UNM	\$12,361.00	\$7,513	\$12,632.94	\$271.94	2.2%
NMSU	\$8,665.00	\$3,817	\$8,665.00	\$0.00	0%
NMT	\$12,146.00	\$7,298	\$12,146.00	\$0.00	0%

... Administration's recommends 7% increase





Required Fees Comparisons - Updated

Resident and Non-Resident Fees per Semester						
	FY21 Rate		1%	3%	5%	7%
NMHU	\$897.00		\$905.97	\$923.91	\$941.85	\$959.79
		Increase	\$8.97	\$26.91	\$44.85	\$62.79
		Per SCH	\$0.75	\$2.24	\$3.74	\$5.23

	FY21 Rates		FY22 Rates	Difference from Prior Year	
	Diff \$	%		\$	%
NMHU	\$897.00				
ENMU	\$1,227.00	\$330	\$1,227.00	\$0.00	0%
WNMU	\$1,213.00	\$316	\$1,249.39	\$36.39	3%
NNMC	\$782.00	(\$115)	\$782.00	\$0.00	0%
UNM	\$1,061.00	\$164	\$1,084.34	\$23.34	2.2%
NMSU	\$788.00	(\$109)	\$788.00	\$0.00	0%
NMT	\$695.00	(\$202)	\$695.00	\$0.00	0%

... Administration's recommends 5% to 7% increase





Tuition & Fees

... Tuition and Fees Comparisons / Recommendations



In-State Undergraduate Tuition & Fees Comparisons - Updated



Undergraduate Resident Tuition and Fees for Academic Year							
	FY21 Rate	1%	3%	5%	7%		
NMHU	\$6,402.00	\$6,466.02	\$6,594.06	\$6,722.10	\$6,850.14		
		\$64.02	\$192.06	\$320.10	\$448.14		
		\$5.34	\$16.01	\$26.68	\$37.35		
		Increase					
		Per SCH					

	FY21 Rates		FY22 Rates	Difference from Prior Year	
	Diff \$	%		\$	%
NMHU	\$6,402.00				
ENMU	\$6,528.00	\$126	\$6,528.00	\$0.00	0%
WNMU	\$7,396.00	\$994	\$7,617.88	\$221.88	3%
NNMC	\$4,824.00	(\$1,578)	\$4,824.00	\$0.00	0%
UNM	\$8,862.00	\$2,460	\$9,056.96	\$194.96	2.2%
NMSU	\$8,046.00	\$1,644	\$8,046.00	\$0.00	0%
NMT	\$8,420.00	\$2,018	\$8,420.00	\$0.00	0%

... Administration recommends 3% to 5% increase



Out-of-State Undergraduate Tuition & Fees Comparisons - Updated

Undergraduate Non-Resident Tuition and Fees for Academic Year						
	FY21 Rate		1%	3%	5%	7%
NMHU	\$10,842.00		\$10,950.42	\$11,167.26	\$11,384.10	\$11,600.94
		Increase	\$108.42	\$325.26	\$542.10	\$758.94
		Per SCH	\$9.04	\$27.11	\$45.18	\$63.25

	FY21 Rates		FY22 Rates	Difference from Prior Year	
	Diff \$	%		\$	%
NMHU	\$10,842.00				
ENMU	\$8,568.00	(\$2,274)	\$3,513.00	\$0.00	0%
WNMU	\$15,252.00	\$4,410	\$7,493.25	\$218.25	3%
NNMC	\$13,678.00	\$2,836	\$2,646.00	\$0.00	0%
UNM	\$24,924.00	\$14,082	\$12,632.94	\$271.94	2.2%
NMSU	\$25,668.00	\$14,826	\$8,665.00	\$0.00	0%
NMT	\$24,250.00	\$13,408	\$12,146.00	\$0.00	0%

... Administration recommends 7% increase



In-State Graduate Tuition & Fees Comparisons - Updated



Graduate Resident Tuition and Fees for Academic Year						
	FY21 Rate		1%	3%	5%	7%
NMHU	\$7,098.00		\$7,168.98	\$7,310.94	\$7,452.90	\$7,594.86
		Increase	\$70.98	\$212.94	\$354.90	\$496.86
		Per SCH	\$5.92	\$17.75	\$29.58	\$41.41

	FY21 Rates		FY22 Rates	Difference from Prior Year	
	Diff \$	%		\$	%
NMHU	\$7,098.00				
ENMU	\$7,134.00	\$36	\$3,513.00	\$0.00	0%
WNMU	\$8,356.00	\$1,258	\$7,493.25	\$218.25	3%
NNMC	\$5,100.00	(\$1,998)	\$2,646.00	\$0.00	0%
UNM	\$9,116.00	\$2,018	\$12,632.94	\$271.94	2.2%
NMSU	\$6,556.00	(\$542)	\$8,665.00	\$0.00	0%
NMT	\$8,734.00	\$1,636	\$12,146.00	\$0.00	0%

... Administration recommends 3% to 5% increase
 ... Elimination of the \$10 per student credit hour (SCH) on
 Social Work and Nursing Programs



Out-of-State Graduate Tuition & Fees Comparisons - Updated

Graduate Non-Resident Tuition and Fees for Academic Year						
	FY21 Rate	1%	3%	5%	7%	
NMHU	\$11,490.00	\$11,604.90	\$11,834.70	\$12,064.50	\$12,294.30	
		\$114.90	\$344.70	\$574.50	\$804.30	
		\$9.57	\$28.73	\$47.88	\$67.03	

	FY21 Rates		FY22 Rates	Difference from Prior Year	
	Diff \$	%		\$	%
NMHU	\$11,490.00				
ENMU	\$9,480.00	(\$2,010)	\$3,513.00	\$0.00	0%
WNMU	\$16,976.00	\$5,486	\$7,493.25	\$218.25	3%
NNMC	\$6,856.00	(\$4,634)	\$2,646.00	\$0.00	0%
UNM	\$26,844.00	\$15,354	\$12,632.94	\$271.94	2.2%
NMSU	\$18,906.00	\$7,416	\$8,665.00	\$0.00	0%
NMT	\$25,682.00	\$14,192	\$12,146.00	\$0.00	0%

... Administration' recommends 5% to 7% increase
 ... Establish a new International Graduate rate at \$12,500 / AY

Undergraduate Online Tuition & Fees Comparisons



Undergraduate Tuition Rates

Institution	In-State		Out-of-State		Additional Fees
	Per Credit	State Per Credit	Annual	Annual	
Western Governors University (WGU)	\$269	\$269	\$6,456	\$6,456	Yes
Southern New Hampshire University (SNHU)	\$320	\$320	\$7,680	\$7,680	Yes
New Mexico Highlands University	\$325	\$325	\$7,800	\$7,800	No
CSU Global	\$350	\$350	\$8,400	\$8,400	No
University of Northern Colorado Extended	\$365	\$365	\$8,760	\$8,760	Yes
Capella University	\$384	\$384	\$9,216	\$9,216	Yes
University of Phoenix	\$398	\$398	\$9,552	\$9,552	Yes
Grand Canyon University	\$432	\$432	\$10,368	\$10,368	Yes
Metro State University of Denver	\$443	\$905	\$10,632	\$21,720	Yes
University of Colorado Denver (Online)	\$474	\$559	\$11,376	\$13,416	Yes
Regis University	\$530	\$530	\$12,720	\$12,720	Yes

... Administration recommends no change



Graduate Online Tuition & Fees Comparisons

Graduate Tuition Rates

Institution	In-State		Out-of-State		Additional Fees
	Per Credit	Per Credit	Per Credit	Per Credit	
Western Governors University (WGU)	\$422	\$422	\$7,596	\$7,596	Yes
CSU Global	\$500	\$500	\$9,000	\$9,000	No
Grand Canyon University	\$520	\$520	\$9,360	\$9,360	Yes
New Mexico Highlands University	\$525	\$525	\$9,450	\$9,450	No
Metro State University of Denver	\$532	\$577	\$9,576	\$10,386	Yes
University of Northern Colorado Extended	\$597	\$597	\$10,746	\$10,746	Yes
Capella University	\$620	\$620	\$11,160	\$11,160	Yes
University of Colorado Denver (Online)	\$626	\$731	\$11,268	\$13,158	Yes
Southern New Hampshire University (SNHU)	\$694	\$694	\$12,492	\$12,492	Yes
University of Phoenix	\$698	\$698	\$12,564	\$12,564	Yes
Regis University	\$1,030	\$1,030	\$18,540	\$18,540	Yes

... Administration recommends no change





Housing Rates

Residence Halls Viles & Crimmin	# of beds	Current Fee per Semester	Proposed Fee Increase per Semester				Current Rate Totals @ 100%*	1% Rate Totals @ 100%*	3% Rate Totals @ 100%*	4% Rate Totals @ 100%*
			1%	3%	4%	Proposed Rate at 3%				
1 bed/1 bath	6	\$3,119	\$31	\$94	\$124	\$3,213	\$18,901	\$19,278	\$19,452	
2 bed/1 bath	50	\$2,548	\$25	\$76	\$101	\$2,624	\$128,674	\$131,200	\$132,450	
2 beds/2 bath	6	\$2,680	\$27	\$80	\$107	\$2,786	\$16,241	\$16,560	\$16,716	
4 beds/2 bath	205	\$2,426	\$24	\$73	\$97	\$2,499	\$502,303	\$512,295	\$517,215	
North Kennedy	22	\$2,095	\$21	\$63	\$83	\$2,158	\$46,090	\$47,476	\$47,916	
East/West Kennedy	48	\$2,560	\$26	\$77	\$102	\$2,637	\$124,109	\$126,576	\$127,824	
South Kennedy	27	\$2,560	\$26	\$77	\$102	\$2,637	\$69,811	\$71,199	\$71,901	
Melody (double)	64	\$2,062	\$21	\$62	\$82	\$2,124	\$133,288	\$135,936	\$137,216	
Melody (single)	14	\$2,294	\$23	\$69	\$91	\$2,363	\$32,437	\$33,082	\$33,390	
Connor A (single) Renovated	34	\$2,028	\$20	\$61	\$81	\$2,089	\$69,642	\$71,026	\$71,706	
Connor B (single) Renovated	34	\$2,028	\$20	\$61	\$81	\$2,089	\$69,642	\$71,026	\$71,706	
Connor C (single)	34	\$2,028	\$20	\$61	\$81	\$2,089	\$69,642	\$71,026	\$71,706	
Arrott/Gregg House	42	\$2,968	\$30	\$89	\$118	\$3,057	\$125,903	\$128,394	\$129,612	
Renovated Gregg	20	\$3,410	\$34	\$102	\$136	\$3,547	\$68,882	\$70,240	\$70,940	
	746						\$1,461,410	\$1,505,314	\$1,519,750	
		Average	\$25	\$75	\$99	\$2,561	\$2,922,820	\$3,010,628	\$3,039,500	
		Median	\$25	\$75	\$99	\$2,562				
		Max	\$34	\$102	\$136	\$3,547				

* 100% Occupancy

Estimated New Revenues	\$29,228	\$87,808	\$116,680
------------------------	----------	----------	-----------

... Administration recommends no increase; however, new rates
 "Renovated Connor A&B" of \$2,200.



Meal Plans Rates

Meals Plans	Rates			
	Current	1%	3%	4%
A	\$2,490	\$2,510	\$2,560	\$2,590
B	\$2,160	\$2,180	\$2,220	\$2,250
C	\$1,820	\$1,840	\$1,870	\$1,890
Purple & White	\$396	\$400	\$408	\$412
Flex Dollars per Plan				
A	320	\$320	\$330	\$340
B	380	\$380	\$390	\$410
C	440	\$440	\$450	\$470
Purple & White	396	\$400	\$410	\$430

Per Plan	1%	3%	4%
A	\$20.00	\$70.00	\$100.00
B	\$20.00	\$60.00	\$90.00
C	\$20.00	\$50.00	\$70.00
Purple & White	\$4.00	\$11.90	\$15.80


... Administration recommends no increase.






Summary of Administration's Recommendations

- ... *In-State Undergraduate and Graduate tuition and fees blended rate of 3% to 5% given the new MLG Opportunity Scholarship, instability of state appropriations, enrollment decrease and / or stability, elimination of the \$10 per SCH for Social Work and Nursing programs and NMHU Graduate programs are underpriced against our peers*
- ... *Out-of-State Undergraduate and Graduate tuition and fees blended rate of 5% to 7% given the numerous out-of-state tuition discounts and NMHU is under-priced as compared to in-state peers*
- ... *A new international Graduate rate of \$12,500 per academic year*
- ... *No proposed increases for Online Asynchronous programs*
- ... *No proposed increases for housing and dining services given the uncertainty of fall and spring occupancy rates due to COVID-19.*
- ... *Increase housing rate for "Renovated Connor A&B" at \$2,200 per semester*



Questions





✉ Max Baca
☎ 505.454.3272
✉ vpfa@nmhu.edu

THANK YOU