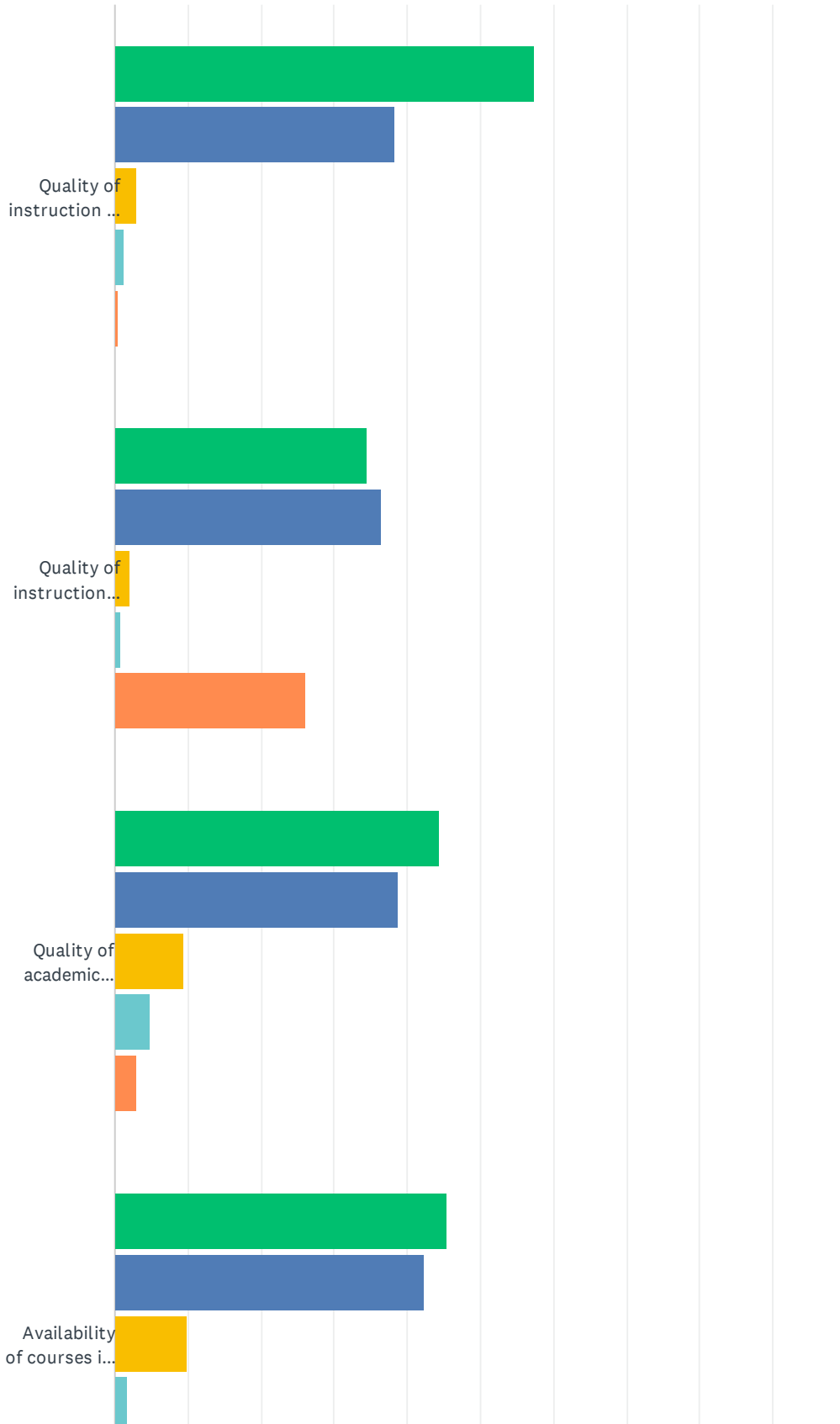
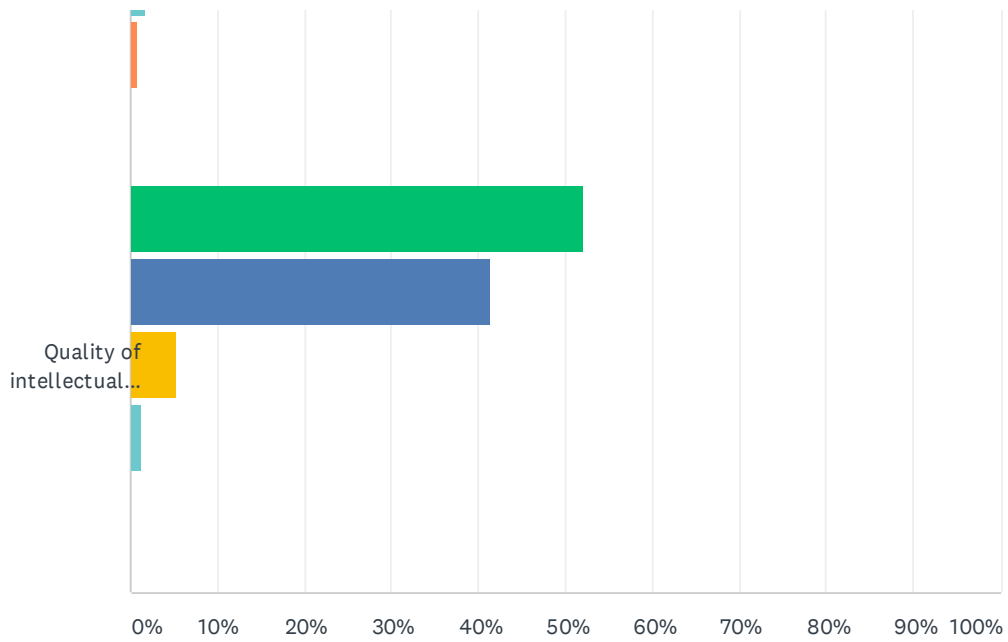


# Q1 Curriculum/ Instruction

Answered: 246 Skipped: 0



## 2021 Student Satisfaction Survey

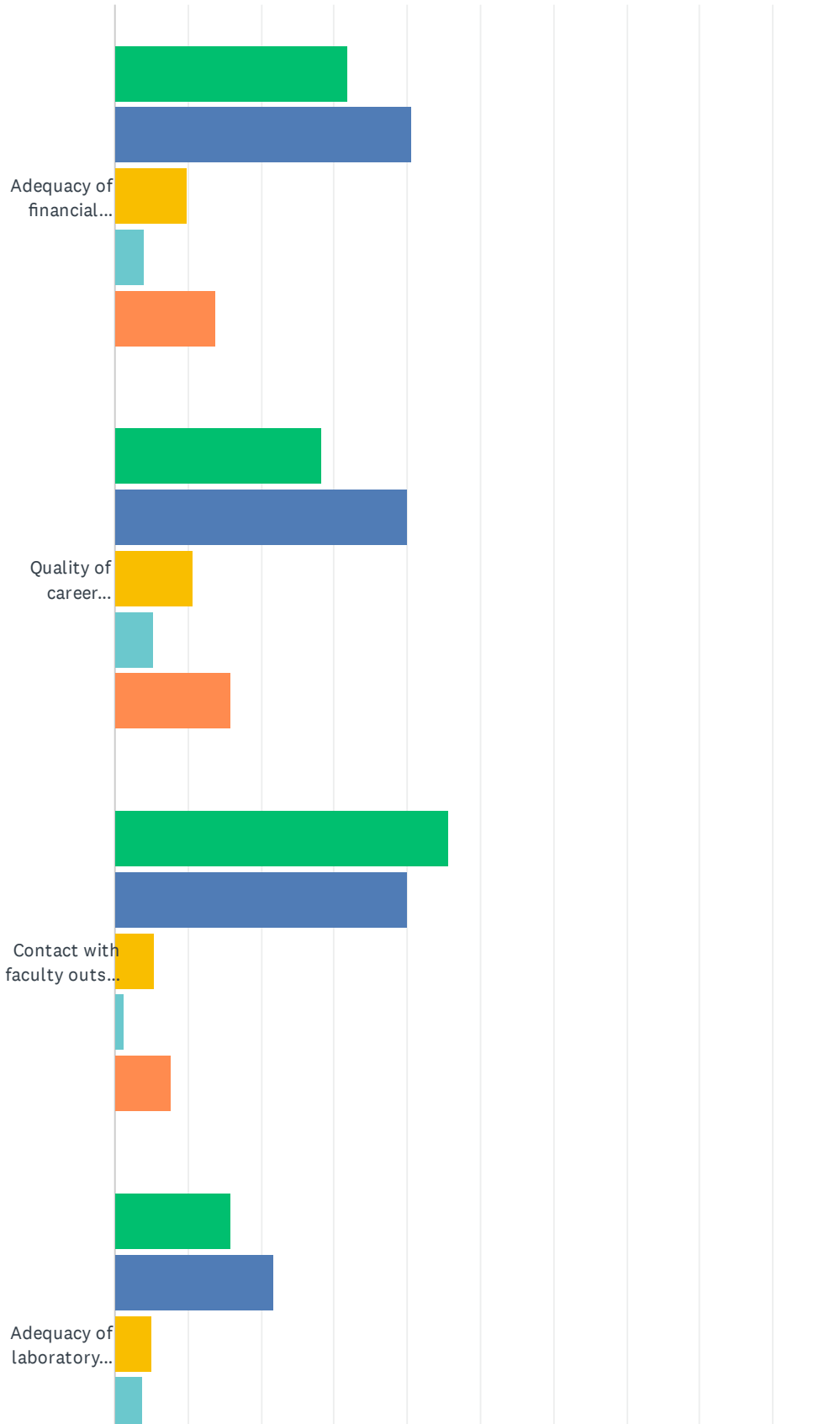


■ Very satisfied   
 ■ Satisfied   
 ■ Dissatisfied   
 ■ Very dissatisfied  
■ Does not apply

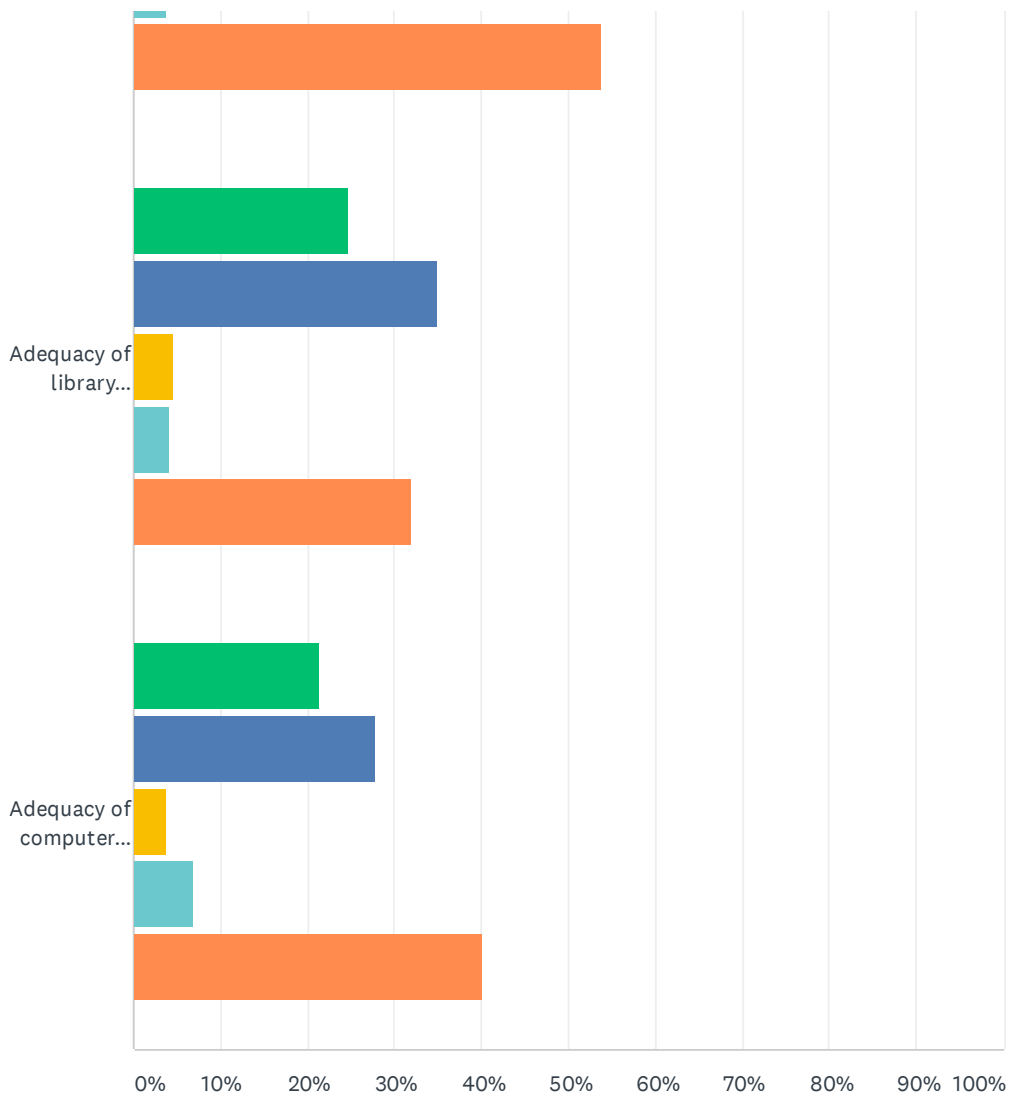
	VERY SATISFIED	SATISFIED	DISSATISFIED	VERY DISSATISFIED	DOES NOT APPLY	TOTAL
Quality of instruction in your major	57.32% 141	38.21% 94	2.85% 7	1.22% 3	0.41% 1	246
Quality of instruction outside your major	34.43% 84	36.48% 89	2.05% 5	0.82% 2	26.23% 64	244
Quality of academic advisement	44.31% 109	38.62% 95	9.35% 23	4.88% 12	2.85% 7	246
Availability of courses in your major	45.49% 111	42.21% 103	9.84% 24	1.64% 4	0.82% 2	244
Quality of intellectual challenge of your program	52.03% 128	41.46% 102	5.28% 13	1.22% 3	0.00% 0	246

## Q2 Support

Answered: 246 Skipped: 0



## 2021 Student Satisfaction Survey

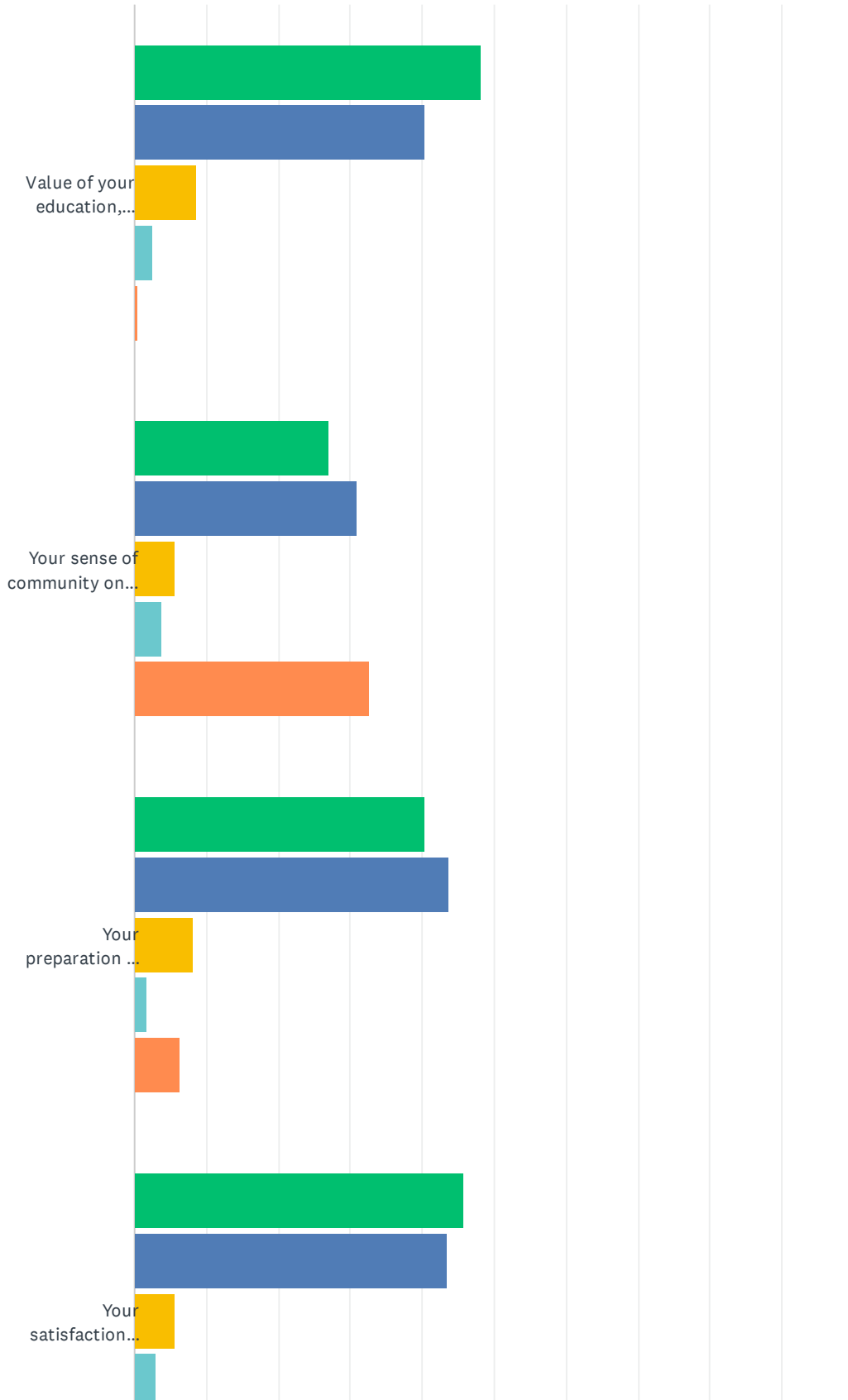


■ Very satisfied   
 ■ Satisfied   
 ■ Dissatisfied   
 ■ Very dissatisfied  
■ Does not apply

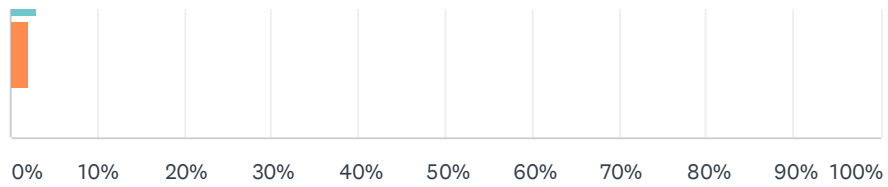
	VERY SATISFIED	SATISFIED	DISSATISFIED	VERY DISSATISFIED	DOES NOT APPLY	TOTAL
Adequacy of financial assistance (\$)	31.71% 78	40.65% 100	9.76% 24	4.07% 10	13.82% 34	246
Quality of career counseling and advisement	28.16% 69	40.00% 98	10.61% 26	5.31% 13	15.92% 39	245
Contact with faculty outside of class	45.68% 111	39.92% 97	5.35% 13	1.23% 3	7.82% 19	243
Adequacy of laboratory facilities and equipment	15.98% 39	21.72% 53	4.92% 12	3.69% 9	53.69% 131	244
Adequacy of library facilities	24.59% 60	34.84% 85	4.51% 11	4.10% 10	31.97% 78	244
Adequacy of computer facilities	21.31% 52	27.87% 68	3.69% 9	6.97% 17	40.16% 98	244

# Q3 Overall Assessment

Answered: 246 Skipped: 0



## 2021 Student Satisfaction Survey

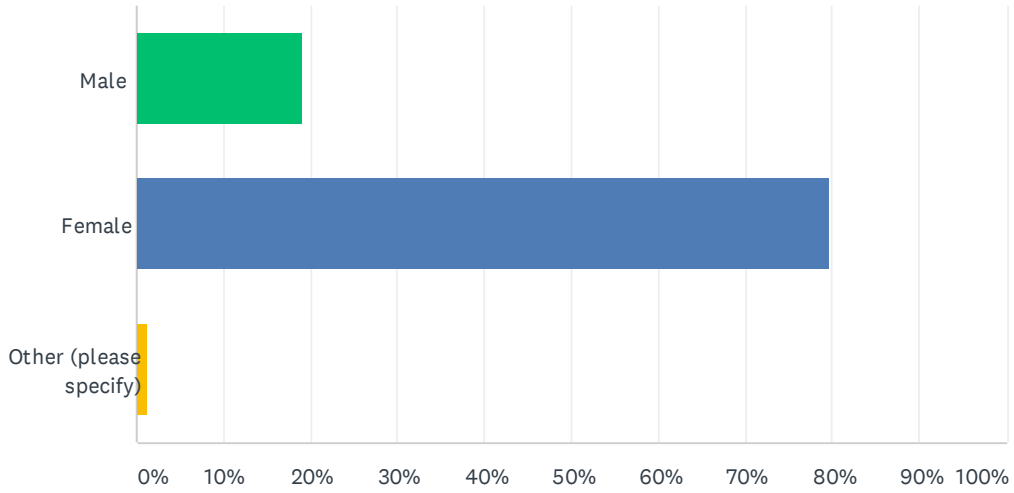


■ Very satisfied   
 ■ Satisfied   
 ■ Dissatisfied   
 ■ Very dissatisfied  
■ Does not apply

	VERY SATISFIED	SATISFIED	DISSATISFIED	VERY DISSATISFIED	DOES NOT APPLY	TOTAL
Value of your education, relative to cost	48.16% 118	40.41% 99	8.57% 21	2.45% 6	0.41% 1	245
Your sense of community on campus	26.94% 66	31.02% 76	5.71% 14	3.67% 9	32.65% 80	245
Your preparation for work or graduate school	40.33% 98	43.62% 106	8.23% 20	1.65% 4	6.17% 15	243
Your satisfaction with your college experience	45.90% 112	43.44% 106	5.74% 14	2.87% 7	2.05% 5	244

### Q4 Please tell us a little about yourself. Please check one. Gender

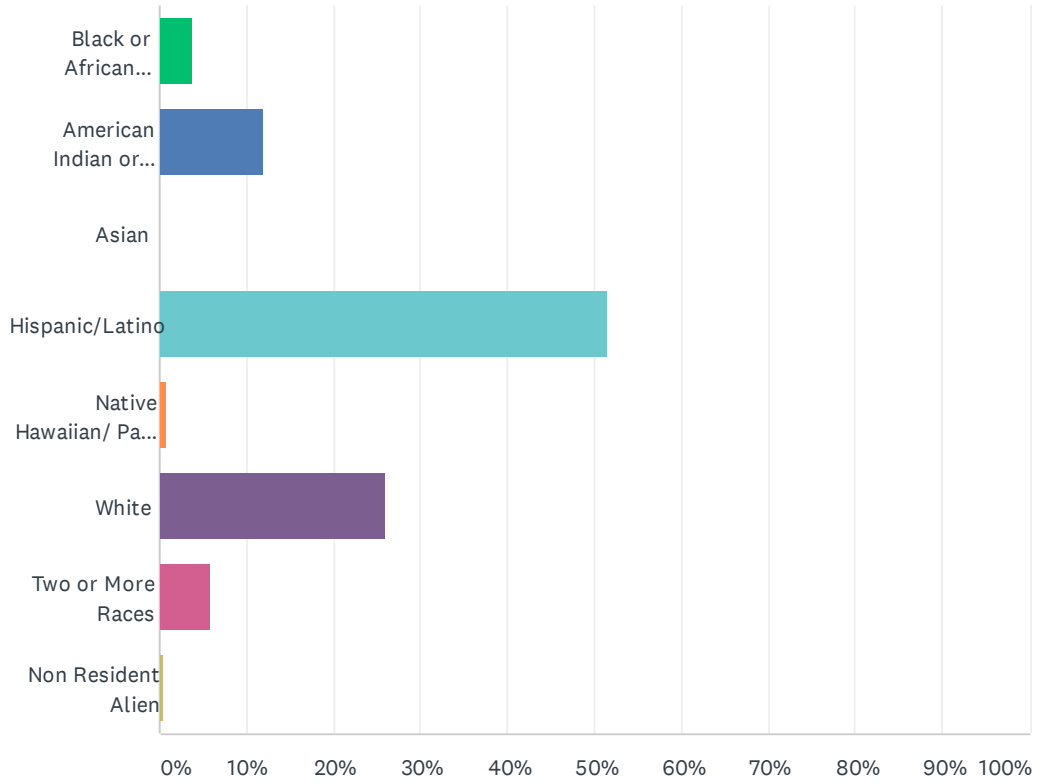
Answered: 246 Skipped: 0



ANSWER CHOICES	RESPONSES	
Male	19.11%	47
Female	79.67%	196
Other (please specify)	1.22%	3
<b>TOTAL</b>		<b>246</b>

## Q5 Race/ Ethnicity

Answered: 243 Skipped: 3

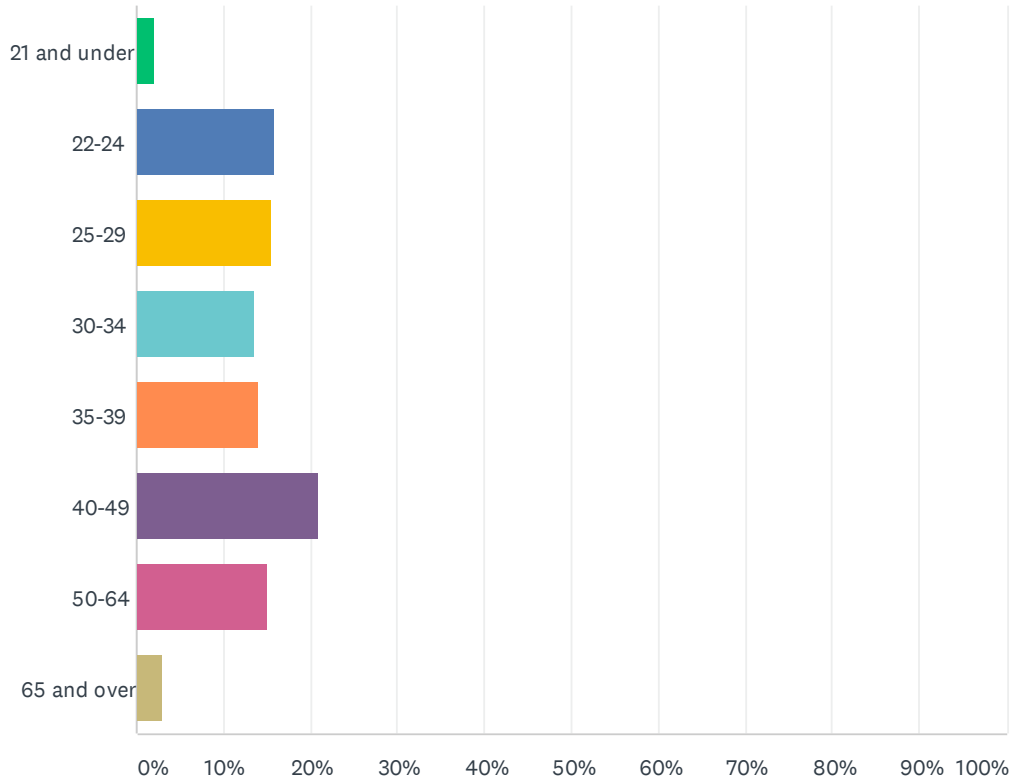


ANSWER CHOICES	RESPONSES	
Black or African American	3.70%	9
American Indian or Alaskan Native	11.93%	29
Asian	0.00%	0
Hispanic/Latino	51.44%	125
Native Hawaiian/ Pac. Is	0.82%	2
White	25.93%	63
Two or More Races	5.76%	14
Non Resident Alien	0.41%	1
<b>TOTAL</b>		<b>243</b>



## Q6 Age

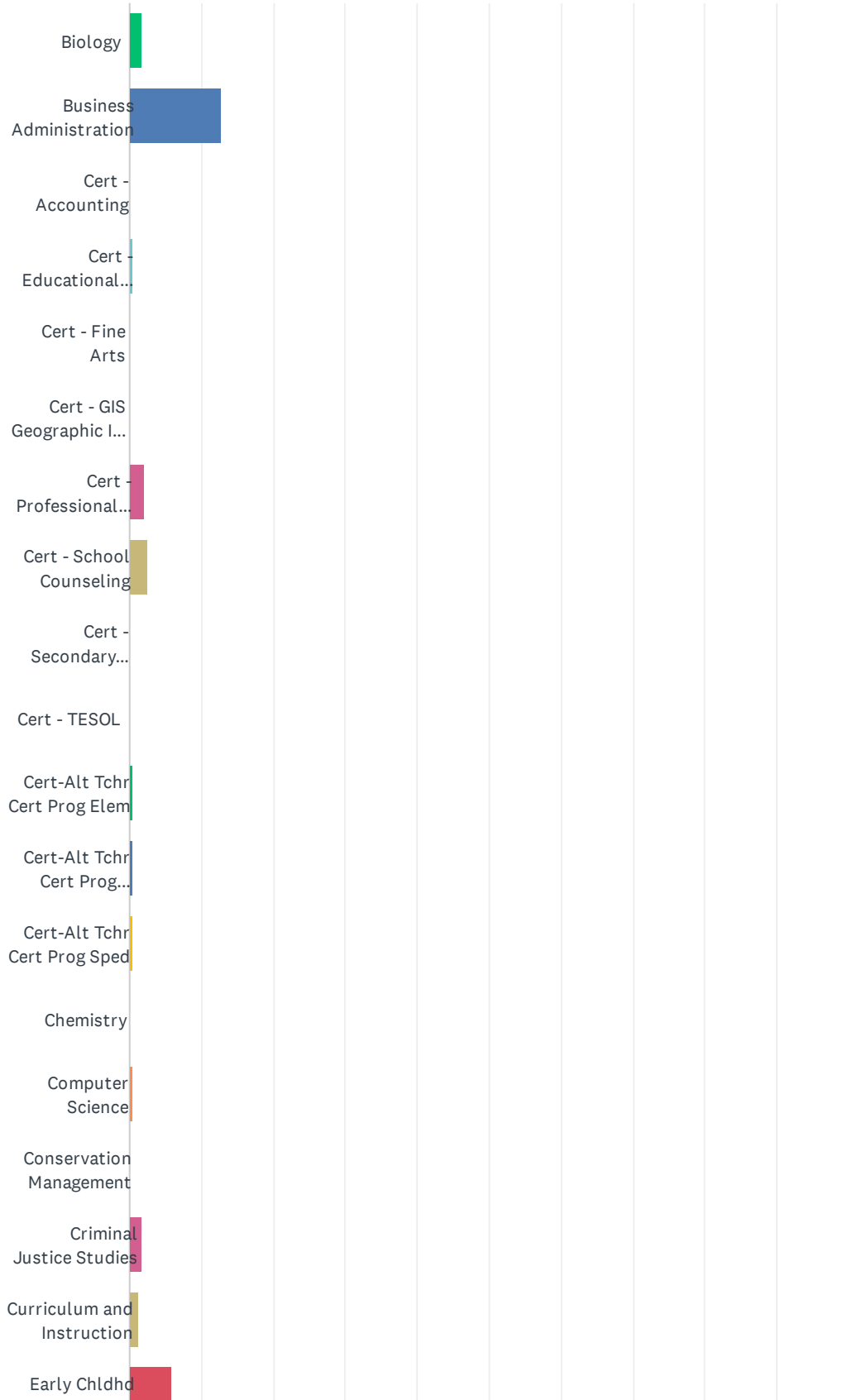
Answered: 244 Skipped: 2



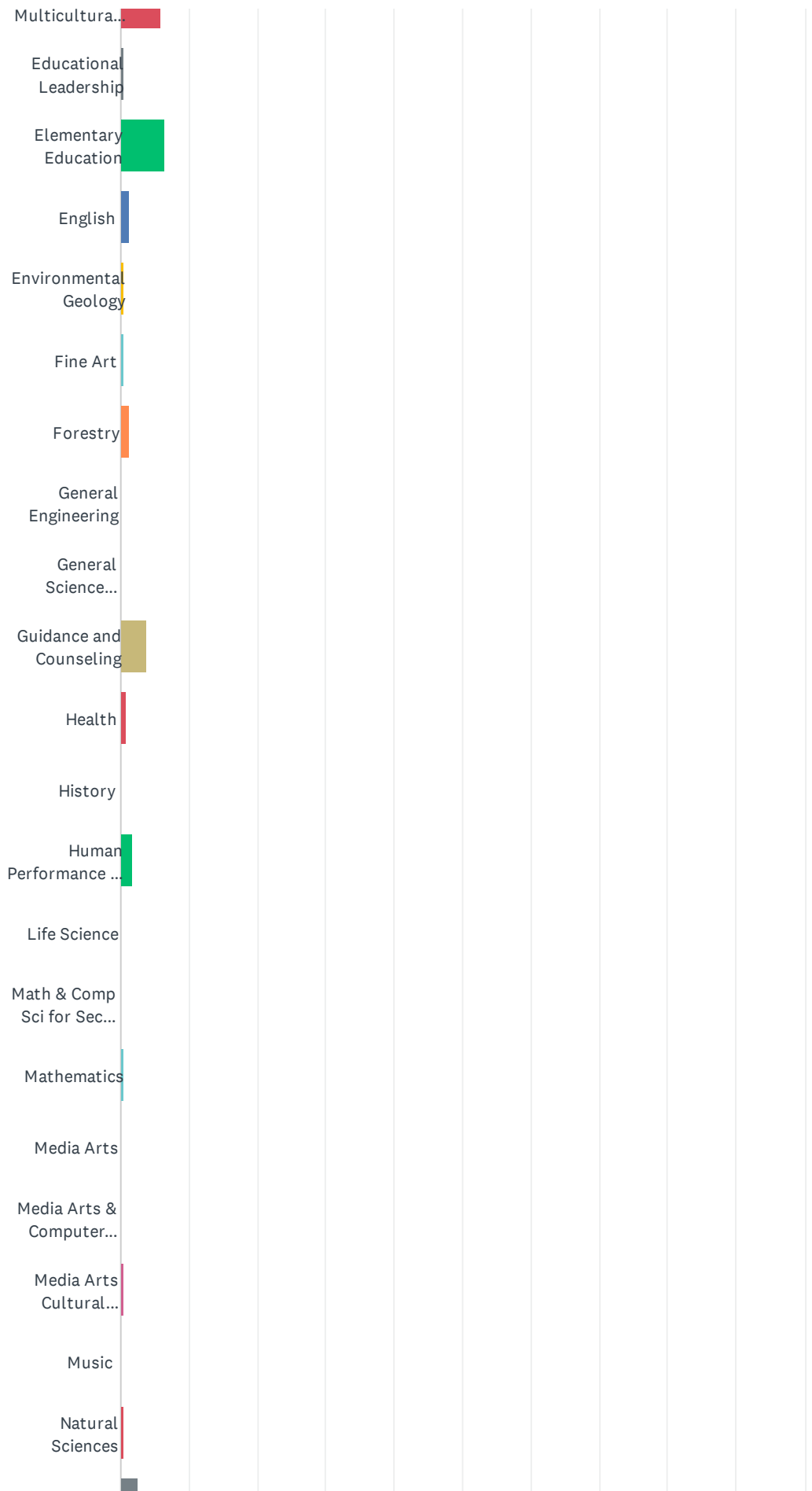
ANSWER CHOICES	RESPONSES	
21 and under	2.05%	5
22-24	15.98%	39
25-29	15.57%	38
30-34	13.52%	33
35-39	13.93%	34
40-49	20.90%	51
50-64	15.16%	37
65 and over	2.87%	7
<b>TOTAL</b>		<b>244</b>

### Q7 Please List your Major in the box below:

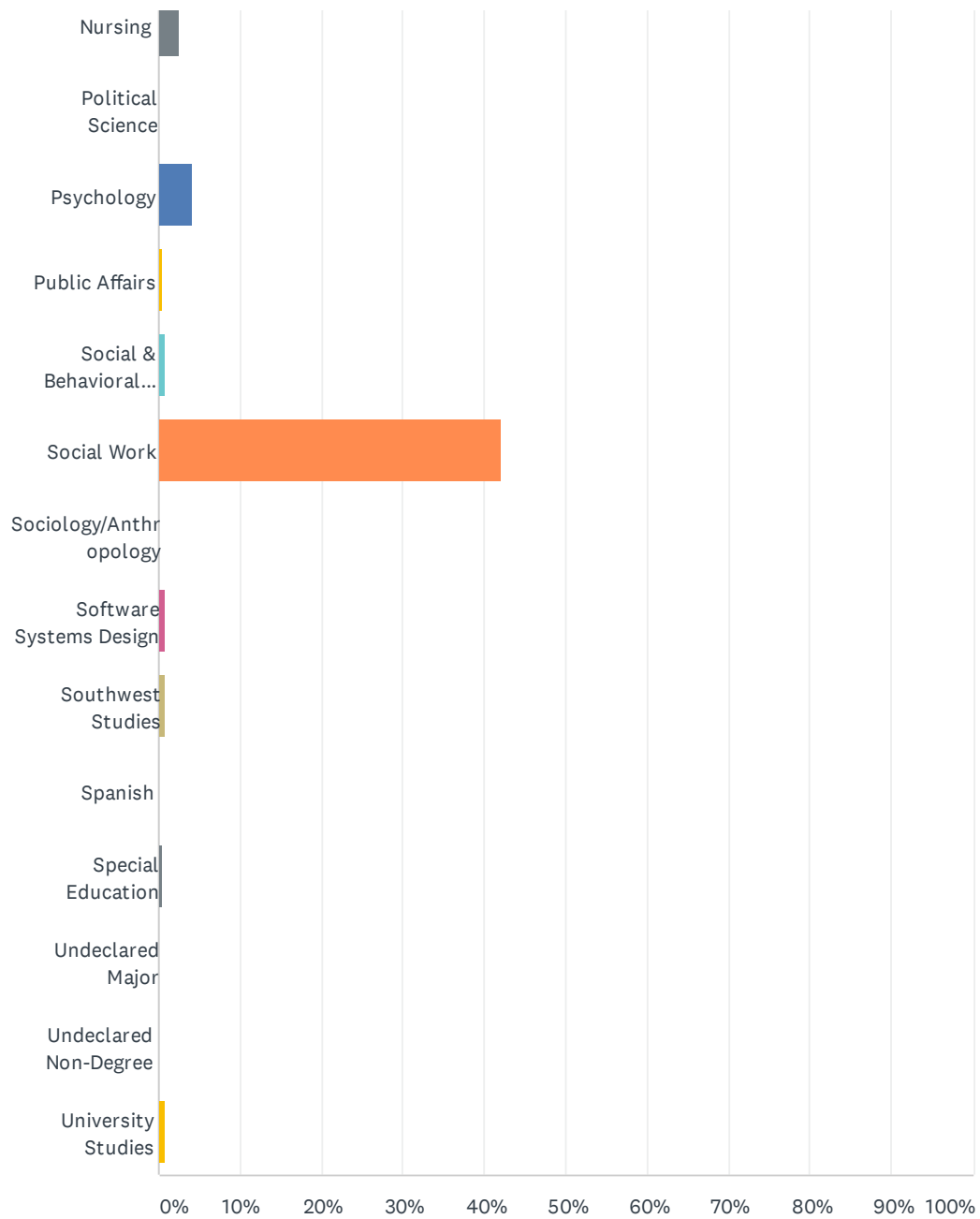
Answered: 243 Skipped: 3



# 2021 Student Satisfaction Survey



# 2021 Student Satisfaction Survey



## 2021 Student Satisfaction Survey

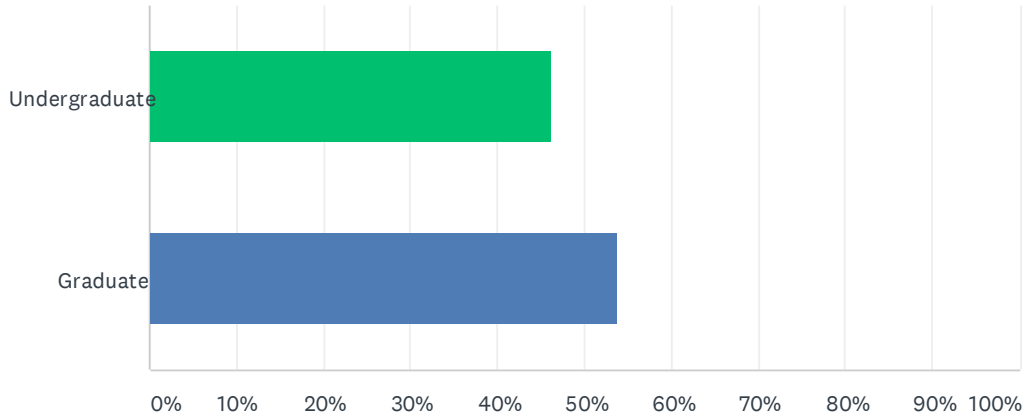
ANSWER CHOICES	RESPONSES	
Biology	1.65%	4
Business Administration	12.76%	31
Cert - Accounting	0.00%	0
Cert - Educational Leadership	0.41%	1
Cert - Fine Arts	0.00%	0
Cert - GIS Geographic Info Sys	0.00%	0
Cert - Professional Counseling	2.06%	5
Cert - School Counseling	2.47%	6
Cert - Secondary Education	0.00%	0
Cert - TESOL	0.00%	0
Cert-Alt Tchr Cert Prog Elem	0.41%	1
Cert-Alt Tchr Cert Prog Second	0.41%	1
Cert-Alt Tchr Cert Prog Sped	0.41%	1
Chemistry	0.00%	0
Computer Science	0.41%	1
Conservation Management	0.00%	0
Criminal Justice Studies	1.65%	4
Curriculum and Instruction	1.23%	3
Early Chldhd Multicultural Edu	5.76%	14
Educational Leadership	0.41%	1
Elementary Education	6.58%	16
English	1.23%	3
Environmental Geology	0.41%	1
Fine Art	0.41%	1
Forestry	1.23%	3
General Engineering	0.00%	0
General Science Education	0.00%	0
Guidance and Counseling	3.70%	9
Health	0.82%	2
History	0.00%	0
Human Performance & Sport	1.65%	4
Life Science	0.00%	0

## 2021 Student Satisfaction Survey

Math & Comp Sci for Sec Educ	0.00%	0
Mathematics	0.41%	1
Media Arts	0.00%	0
Media Arts & Computer Science	0.00%	0
Media Arts Cultural Technology	0.41%	1
Music	0.00%	0
Natural Sciences	0.41%	1
Nursing	2.47%	6
Political Science	0.00%	0
Psychology	4.12%	10
Public Affairs	0.41%	1
Social & Behavioral Sciences	0.82%	2
Social Work	41.98%	102
Sociology/Anthropology	0.00%	0
Software Systems Design	0.82%	2
Southwest Studies	0.82%	2
Spanish	0.00%	0
Special Education	0.41%	1
Undeclared Major	0.00%	0
Undeclared Non-Degree	0.00%	0
University Studies	0.82%	2
<b>TOTAL</b>		<b>243</b>

## Q8 Student level

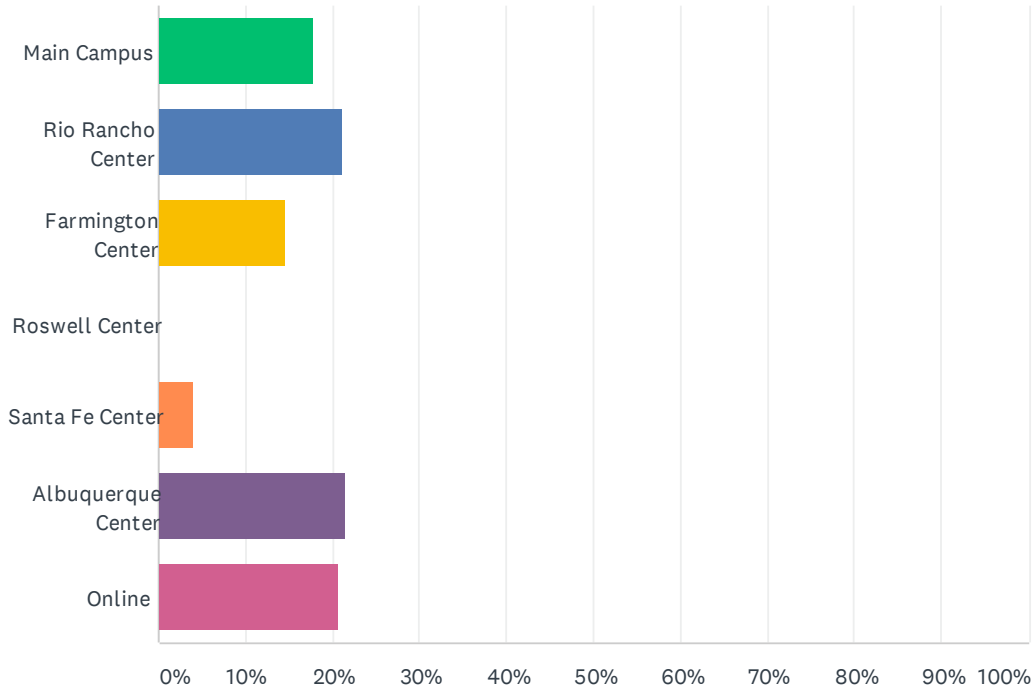
Answered: 242 Skipped: 4



ANSWER CHOICES	RESPONSES
Undergraduate	46.28% 112
Graduate	53.72% 130
TOTAL	242

## Q9 Campus

Answered: 246 Skipped: 0

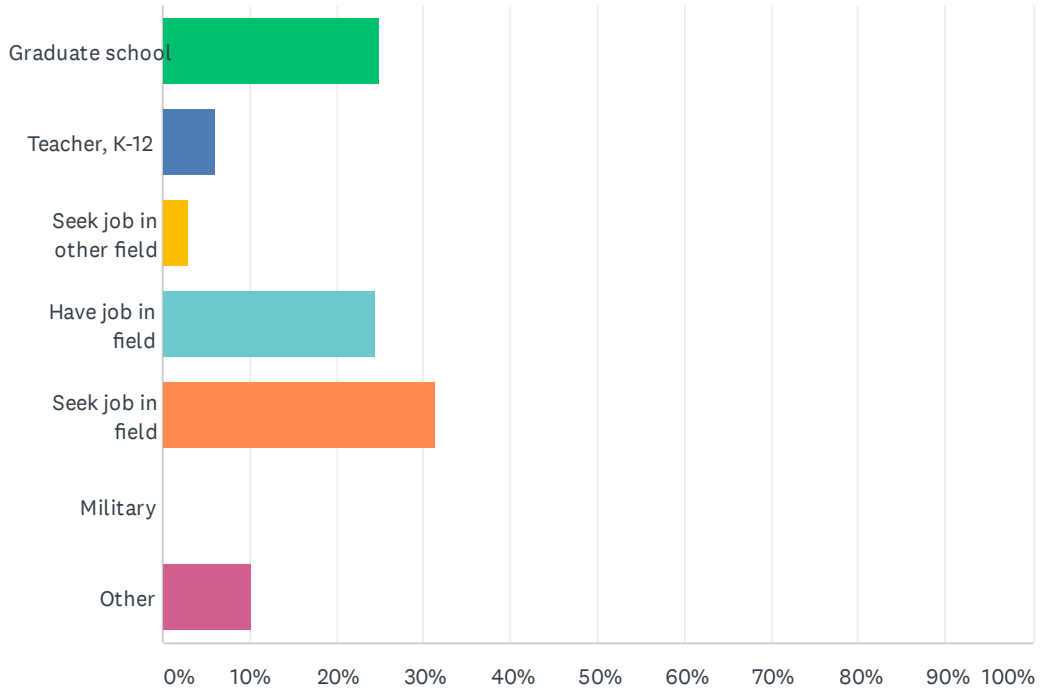


ANSWER CHOICES	RESPONSES	
Main Campus	17.89%	44
Rio Rancho Center	21.14%	52
Farmington Center	14.63%	36
Roswell Center	0.00%	0
Santa Fe Center	4.07%	10
Albuquerque Center	21.54%	53
Online	20.73%	51
<b>TOTAL</b>		<b>246</b>



## Q10 What's next?

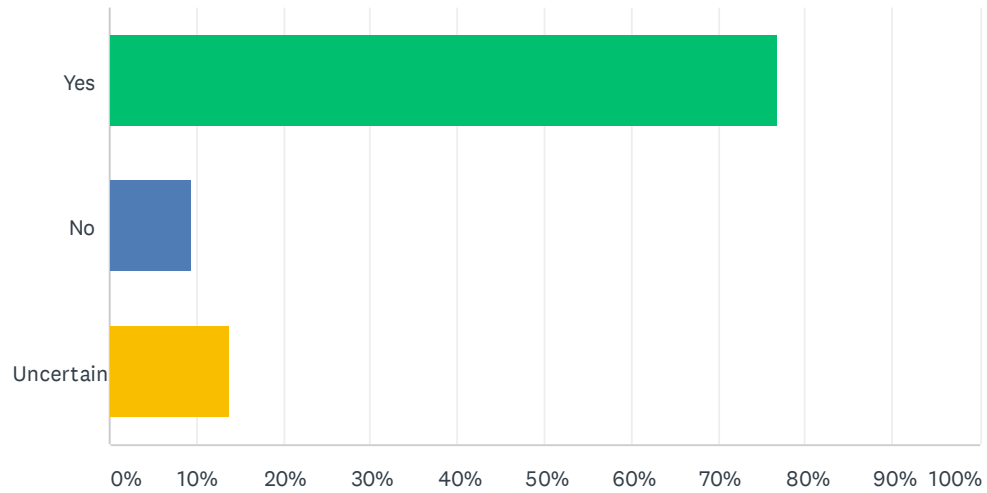
Answered: 245 Skipped: 1



ANSWER CHOICES	RESPONSES	
Graduate school	24.90%	61
Teacher, K-12	6.12%	15
Seek job in other field	2.86%	7
Have job in field	24.49%	60
Seek job in field	31.43%	77
Military	0.00%	0
Other	10.20%	25
<b>TOTAL</b>		<b>245</b>

## Q11 Will you be staying in New Mexico after graduation?

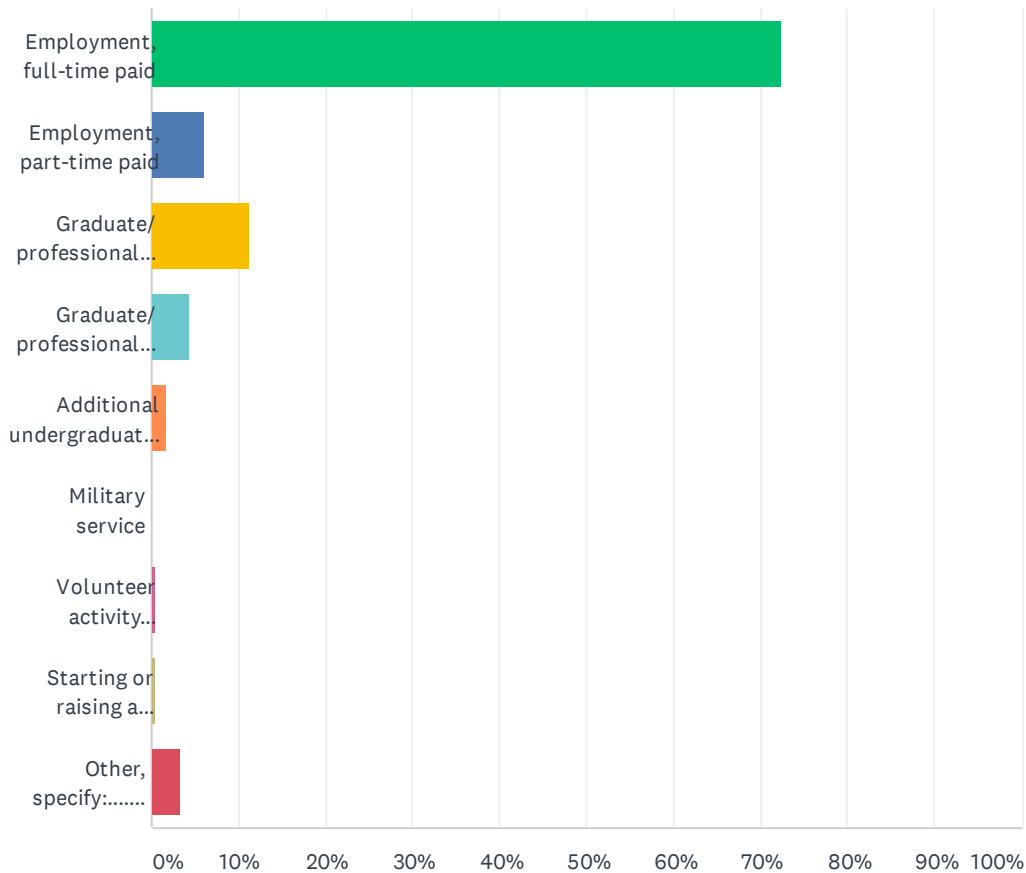
Answered: 246 Skipped: 0



ANSWER CHOICES	RESPONSES	
Yes	76.83%	189
No	9.35%	23
Uncertain	13.82%	34
TOTAL		246

## Q12 What is MOST LIKELY to be your PRINCIPAL activity upon graduation?

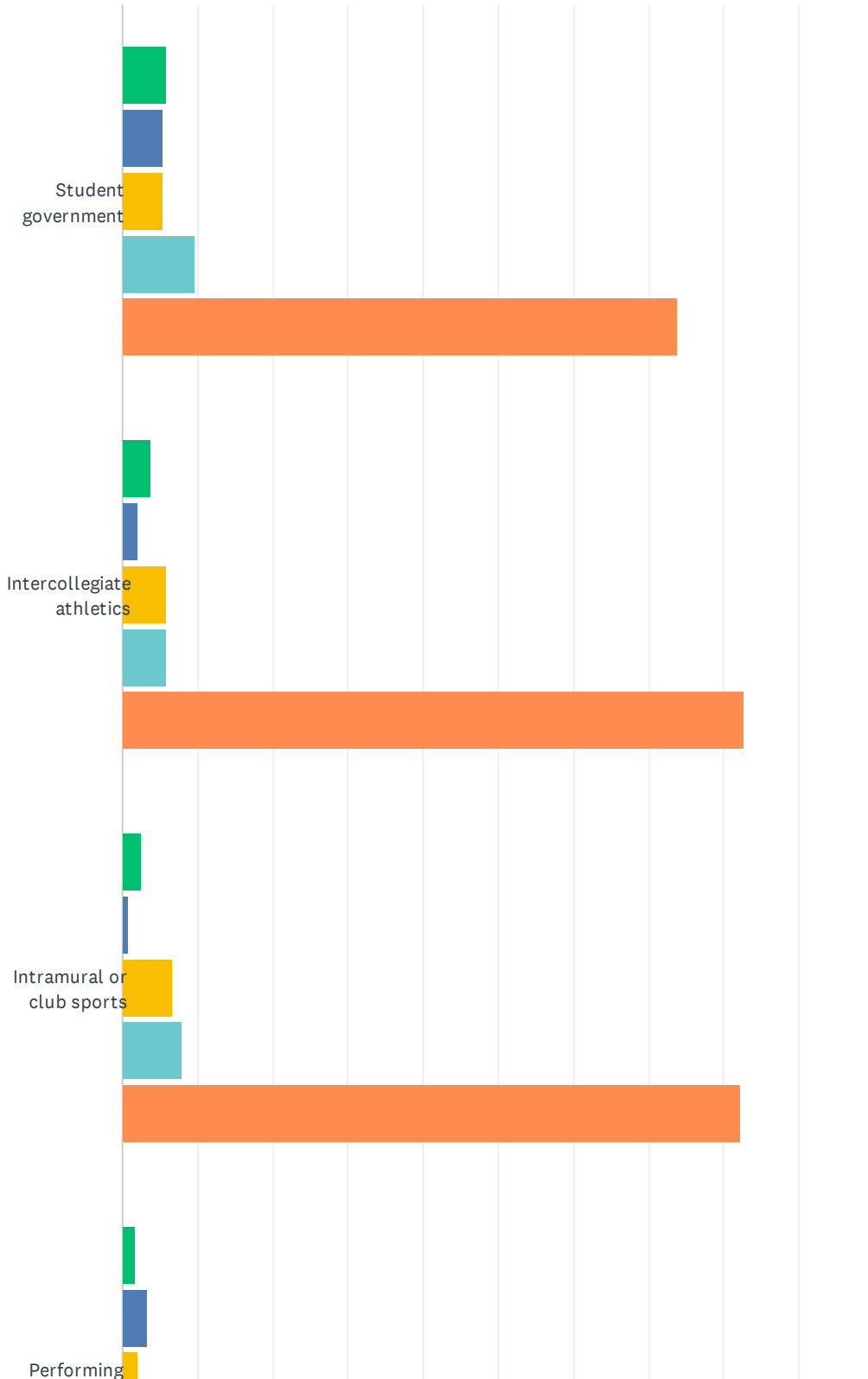
Answered: 246 Skipped: 0



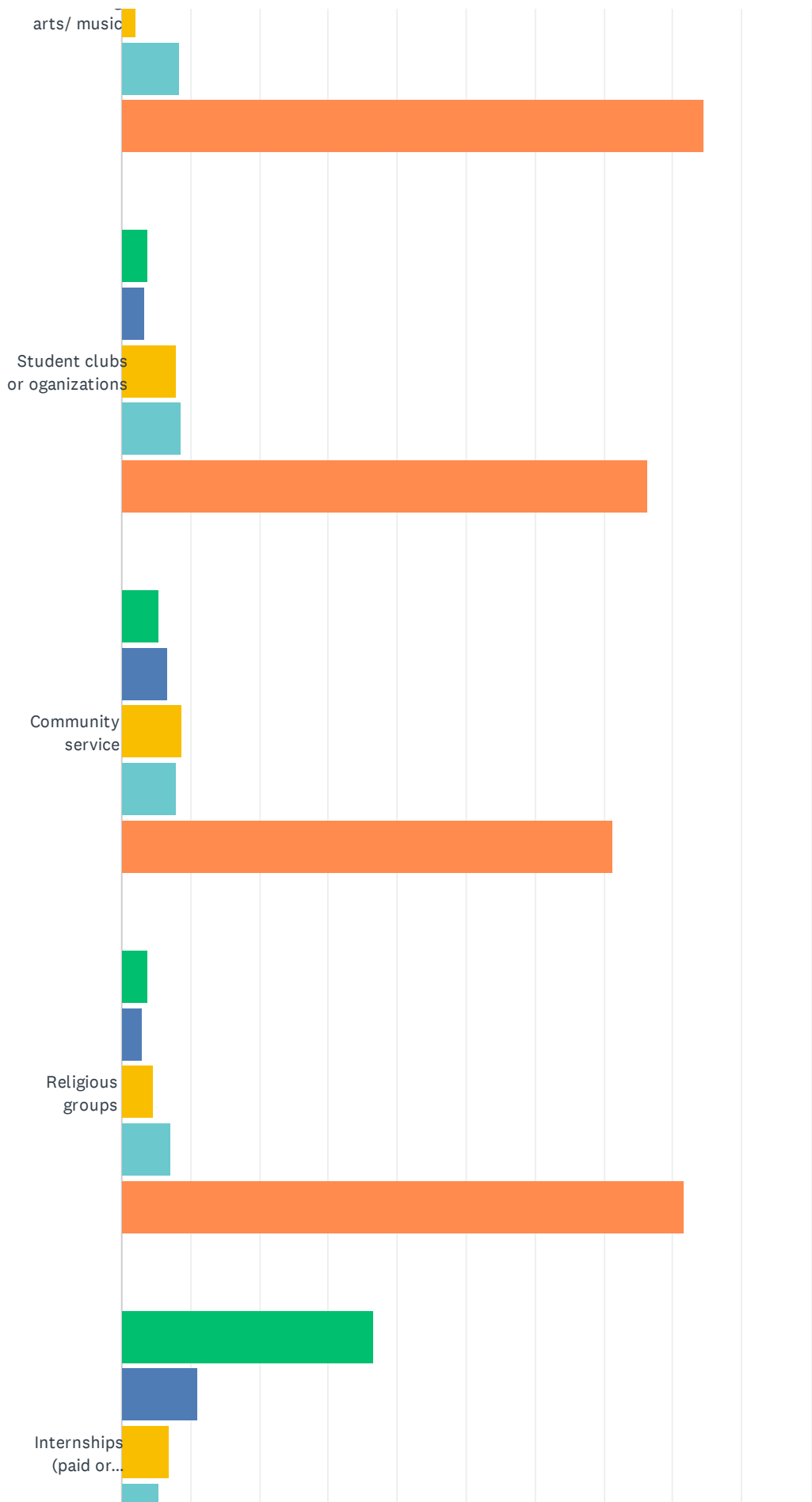
ANSWER CHOICES	RESPONSES	
Employment, full-time paid	72.36%	178
Employment, part-time paid	6.10%	15
Graduate/ professional school, full-time	11.38%	28
Graduate/ professional school, part-time	4.47%	11
Additional undergraduate coursework	1.63%	4
Military service	0.00%	0
Volunteer activity (e.g.,Peace Corps)	0.41%	1
Starting or raising a family	0.41%	1
Other, specify:.....	3.25%	8
<b>TOTAL</b>		<b>246</b>

Q13 To what extent has your experience with each of the following at this institution contributed to your learning and personal development (check all that apply):

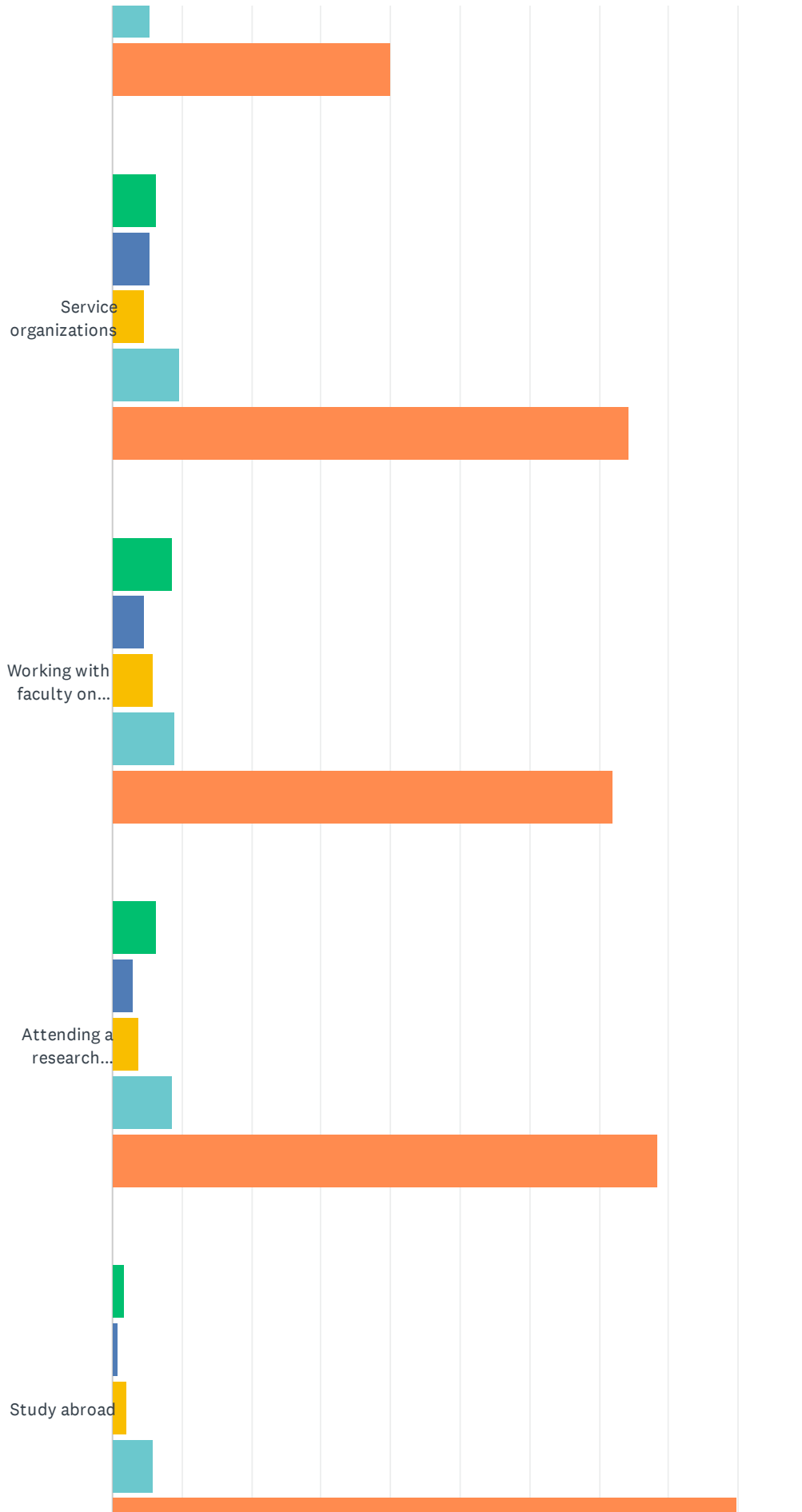
Answered: 243 Skipped: 3



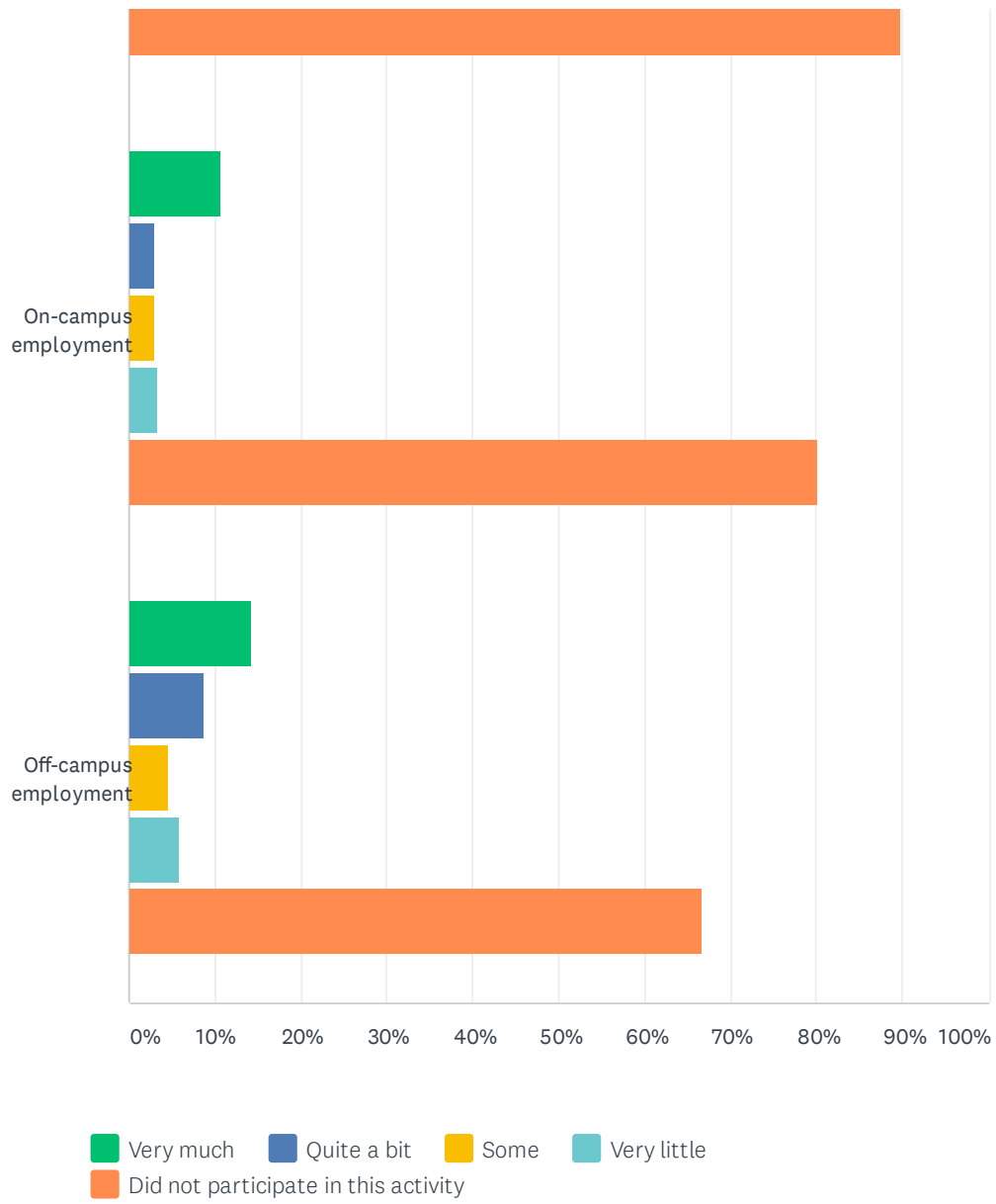
# 2021 Student Satisfaction Survey



# 2021 Student Satisfaction Survey



# 2021 Student Satisfaction Survey



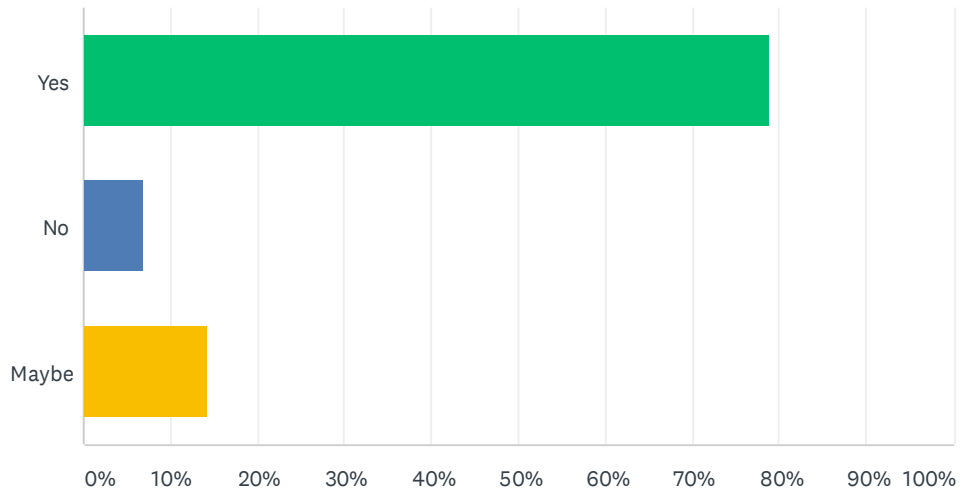
## 2021 Student Satisfaction Survey

	VERY MUCH	QUITE A BIT	SOME	VERY LITTLE	DID NOT PARTICIPATE IN THIS ACTIVITY	TOTAL
Student government	5.81% 14	5.39% 13	5.39% 13	9.54% 23	73.86% 178	241
Intercollegiate athletics	3.72% 9	2.07% 5	5.79% 14	5.79% 14	82.64% 200	242
Intramural or club sports	2.48% 6	0.83% 2	6.61% 16	7.85% 19	82.23% 199	242
Performing arts/ music	1.67% 4	3.33% 8	2.08% 5	8.33% 20	84.58% 203	240
Student clubs or organizations	3.72% 9	3.31% 8	7.85% 19	8.68% 21	76.45% 185	242
Community service	5.39% 13	6.64% 16	8.71% 21	7.88% 19	71.37% 172	241
Religious groups	3.77% 9	2.93% 7	4.60% 11	7.11% 17	81.59% 195	239
Internships (paid or unpaid)	36.63% 89	11.11% 27	7.00% 17	5.35% 13	39.92% 97	243
Service organizations	6.25% 15	5.42% 13	4.58% 11	9.58% 23	74.17% 178	240
Working with faculty on research	8.64% 21	4.53% 11	5.76% 14	9.05% 22	72.02% 175	243
Attending a research conference	6.20% 15	2.89% 7	3.72% 9	8.68% 21	78.51% 190	242
Study abroad	1.65% 4	0.83% 2	2.07% 5	5.79% 14	89.67% 217	242
On-campus employment	10.74% 26	2.89% 7	2.89% 7	3.31% 8	80.17% 194	242
Off-campus employment	14.17% 34	8.75% 21	4.58% 11	5.83% 14	66.67% 160	240



### Q14 If you had to do it all over again, would you attend college here?

Answered: 245 Skipped: 1



ANSWER CHOICES	RESPONSES	
Yes	78.78%	193
No	6.94%	17
Maybe	14.29%	35
TOTAL		245

**Q15 If you could choose one program to major in that Highlands doesn't currently offer, what would it be?**

Answered: 127 Skipped: 119

**Q16 Please comment on any specific aspect of your collegiate experience that you feel was a particular strength or a particular weakness in the areas of curriculum, instruction, academic support or your overall experience.**

Answered: 130 Skipped: 116