

**New Mexico Highlands University**  
Board of Regents Meeting  
February 17, 2023

The New Mexico Highlands University Board of Regents held an in-person special meeting on February 17, 2023. The meeting was held live at the New Mexico Highlands University Rodgers Hall Building, Room RAB107, 803 National Ave., Las Vegas, New Mexico. The university made every effort to accommodate members of the public as stated in the February 14, 2023 meeting announcement. The meeting was livestreamed via Zoom Platform. Members of the public were able to access the livestream through the following link:

<https://nmhu.zoom.us/j/99373471046>

Meeting ID: 993 7347 1046

One tap mobile

+13462487799,,99373471046# US (Houston)

+16699006833,,99373471046# US (San Jose)

Dial by your location

+1 346 248 7799 US (Houston)

+1 669 900 6833 US (San Jose)

+1 253 215 8782 US (Tacoma)

+1 312 626 6799 US (Chicago)

+1 646 558 8656 US (New York)

+1 301 715 8592 US (Washington D.C)

Meeting ID: 993 7347 1046

Find your local number: <https://nmhu.zoom.us/u/ac1SHcp0aW>

**Call to Order** – Chairman Marchi called the meeting to order at 10:03 a.m.

**Roll Call** - Board Members present: Mr. William Garcia, Mr. Frank Marchi, Ms. Danelle Smith, and Dr. Frank Sanchez and Mr. Christopher Ulibarri.

Administrative Personnel Present: Dr. Sam Minner, President; Mr. Max Baca, Executive VP of Finance, Administration, and Government Relations; Ian Williamson, Associate VP of Academic Affairs, Dr. Theresa Law, Executive VP of Student and Donor Engagement; and Dr. Kimberly Blea, Dean of Students.

Others Present: Ms. Patricia Ives, University Legal Counsel and Ms. Maria Sena, Senior Executive Administrative Assistant. Numerous faculty, staff, students, community members, and the general public participated in the meeting as it was streamed via ZOOM.

**Approval of the February 17, 2023 Agenda**

Regent Ulibarri moved to approve the Board's meeting agenda for February 17, 2023. Regent Sanchez seconded. A roll call vote was taken, voting in favor: Regent Garcia, Regent Sanchez, Regent Smith, Regent Ulibarri, and Chairman Marchi. Motion carried.

**Approval of the Minutes from January 13-14, 2023**

Regent Ulibarri moved to approve the minutes from the January 13-14, 2023 Special Meeting as presented. Regent Smith seconded. A roll call vote was taken, voting in favor were: Regent Garcia, Regent Sanchez, Regent Smith, Regent Ulibarri, and Chairman Marchi. Motion carried.

**Executive Vice-President of Finance, Administration, and Government Relations-Mr. Max Baca**

**FY22 Audit Report-Action Item**

Mr. Max Baca introduced the members of the Carr Riggs & Ingram accounting firm. Members included Mr. Paul Garcia, Mr. A.J. Bowers, and Ms. Colleen Gabaldon.

Mr. Bowers indicated that the audit has been released by the State Auditor's Office on January 12, 2023.

He indicated that the financial statements were an unmodified opinion, which is the best opinion available. The financial statements were presented fairly in accordance with the U.S. GAAP and there were no audit areas where an opinion could not be rendered. The Auditors' Report found two material weakness findings and two significant deficiencies related to Highlands University. He stated that no findings were noted on the NMHU Foundation and NMHU Stable Isotopes. Overall, there were five findings total.

He stated that all the findings were discussed in detail at an exit conference with administration.

Mr. Garcia discussed the University Statement of Net Position. He indicated that cash in investments went down from 17.5 million dollars to 12.6 million dollars. He stated that the overall market was down.

He discussed the University Statement of Revenues, Expenses, and Changes in net Position. He indicated that revenues have had a consistent growth over the five-year trend with a big increase in fiscal year 2022 by 11.6 million dollars. The increase was due to the increase in federal grants revenue, state grants, and auxiliary services revenue.

He indicated that expenses decreased 8.9 million dollars to 87.9 million due to expenditures that were impacted due to changes in pension expense and OPEB benefits.

Regent Garcia asked the auditors if there was anything in the findings that, as a Regent, he should be concerned about. Mr. Bower indicated that all the findings were discussed with the administration during an exit conference. He stated that the Regents are informed and now will need to determine what actions need to be taken as a Board and management to rectify these findings.

Mr. Baca indicated that an unmodified audit is the best audit you can obtain. The findings include: 1) Processing of Payroll. The action plan includes stabilizing staff, hiring a consultant, and hiring Moss Adams. He indicated that once payroll is outsourced, this area should stabilize; 2) Control of Capital Asset- 297 of the 618 assets were not located during the annual inventory. The action plan includes developing procedures to ensure work is completed in a timely and accurate manner; 3) Compensated Absences Reporting-difficulty producing reliable reports for absences. The action plan includes the development of a report to accurately report the annual vacation leave balances; 4) Student Account Receivable reconciliations-report were run in August instead of June 30<sup>th</sup>. Action plan includes running a Banner report on July 1<sup>st</sup> of each year; and 5) Procurement Policy threshold for purchases. Action plan includes updating policies and procedures to address procurements for federal awards.

He stated that repeat findings include payroll and student account receivables. Further discussion will occur at our next board meeting regarding the findings and recommendations.

Regent Smith moved to accept the FY22 Audit Report as presented. Regent Garcia seconded. A roll call vote was taken, voting in favor were: Regent Garcia, Regent Smith, Regent Ulibarri, and Chairman Marchi. Abstaining: Regent Sanchez. Motion carried.

### **Tuition and Fees Discussion**

Mr. Max Baca discussed the major sources of funding for the University. Dr. Minner indicated that the University experienced increases in resources from grants.

Mr. Baca indicated that the more degrees the University produces, the more state funding is received.

Dr. Minner discussed his FY2024 Priorities. Priorities included compensation, catalog software, additional resources for expanded programs, summer programming, support of internal research, and support of high-impact practices/possible adjustments in teaching loads.

Mr. Baca discussed the in-state undergraduate tuition and fees rankings. Highlands is ranked number fourteen. As to Out of State tuition and fees, Highlands is ranked number four. He stated that if Highlands increased tuition and fees by one percent it would generate about \$165,000 in revenue.

He indicated that some considerations should be creating differential tuition for high demand programs, increasing expenses due to inflation, main campus housing, deferred maintenance, and the impact of fully funded opportunity scholarships.

He provided various scenarios for graduate and undergraduate tuition and fees.

Mr. Baca discussed the legislative session updates. It included possible funding for the Sininger Hall renovation, mental health facilities for legislative fellows, and the reforestation center.

**Executive Session-- discussion of: (a) limited personnel matters related to the dismissal, resignation, and/or investigation or consideration of complaints or charges against any individual or public employee, pursuant to NMSA 1978, § 10-15- 1(H)(2); (b) bargaining strategy preliminary to collective bargaining, pursuant to NMSA 1978, § 10-15-1(H)(5); (c) threatened or pending litigation subject to the attorney-client privilege in which the university is or may become a participant, pursuant to NMSA 1978, 10-15-1(H)(7); and (d) the purchase, acquisition or disposal of real property by NMHU, pursuant to NMSA 1978, § 10-15-1(H)(8).** Regent Ulibarri moved to enter into executive session for the sole purpose of discussing the items listed. Regent Garcia seconded. A roll call vote was taken, voting in favor: Regent Garcia, Regent Sanchez, Regent Smith, Regent Ulibarri, and Chairman Marchi. Motion carried. The Board entered into executive session at 12:08 p.m.

Regent Ulibarri moved to return to open session and stated for the record that only those items specified under the executive session were discussed and the Board took no action. Regents present confirmed. Regent Smith seconded the motion. A roll call was taken, voting in favor of returning to open session were Regent Garcia, Regent Sanchez, Regent Smith, Regent Ulibarri, and Chairman Marchi. Motion carried and the Board returned to open session at 1:45p.m.

### **Public Action and Statements on Executive Session Matters**

Regent Ulibarri indicated there would be no action and statements.

### **President-Dr. Sam Minner**

#### **NMHU Vacant Land Excess Property Analysis-Action Item**

Dr. Sam Minner stated that Highlands owns some vacant lands in the community. He indicated that it was important to manage them appropriately for the benefit of Highlands and the community. No analysis has been done as to these various properties. He would like to develop a master development plan to review all development efforts that have been done in the past. He also would like to conduct a market survey to

determine the residential and commercial needs and commensurate possible income from these various properties. He indicated that the residential lots at the golf course could provide for the possibility of single family units, duplexes, and townhomes. He stated that there had been conversations of possibly developing a reforestation center and a new presidential residence.

Regent Smith stated that before moving forward with a master development plan, Highlands needs to determine the status of the titles to the properties. She stated that she had previously spoken to the University attorney and due to Highlands being a governmental entity, it is only allowed to give out quit claim deeds to properties that are sold. NMHU needs to be able to determine whether, as to any property that it might be interested in selling, that title insurance could be provided. She has been able to confirm that while NMHU can only give quitclaim deeds, this will not foreclose the possibility of conveying properties with title insurance. However, NMHU will need to take a careful look at the status of title to its properties. She suggested that there should be title commitments and title work done as to any property that might be the subject of a sale or other development.

Regent Smith also indicated that someone should work with the City of Las Vegas Utilities Department and PNM to analyze the condition of the current infrastructure, including at minimum the gas, water, and sewer and electric lines and to determine whether the existing infrastructure would support additional residential units within the existing subdivision.

Regent Garcia agreed with Regent Smith but added that Highlands engaged a consultant several years ago to look at the property situation at the golf course. The consultant's recommendations included a property investigation regarding property title, preparing base maps, updating surveys, conducting a site analysis, and researching demographics.

He stated that the University is in the process of applying for a USDA grant for \$80,000 which would help support this study. He indicated that a feasibility study is needed to guide the actions and develop the knowledge for the University.

Regent Smith recommended approving a Request for Proposal (RFP) that would undertake the following work: Obtain title reports and title commitments for each tract and confirm that Highlands can obtain title insurance to sell to third parties; identify and provide all existing surveys to each tract; for the golf course tract: obtain existing overall survey, identify the locations of the portions of the golf course tract that are not being used for the golf course itself and determine what tracts would be available for development; and work with the City of Las Vegas Utility Department and PNM to analyze the condition of the current infrastructure including gas, water, and sewer lines, electrical lines above and below ground, and determine whether the existing infrastructure would support additional residential units within or adjacent to the subdivision.

President Minner asked to amend the NMHU Vacant Land Excess Property Analysis request to a Request for Proposal.

Regent Sanchez moved to authorize the President to proceed in the development of a Request for Proposal (RFP) that would be utilized in addressing the excess vacant land belonging to Highlands. Regent Garcia seconded. A roll call vote was taken, voting in favor were: Regent Garcia, Regent Sanchez, Regent Smith, and Chairman Marchi. Abstaining: Regent Ulibarri. Motion carried.

**Authorization to Fund Vacant Property Analysis not to Exceed \$80,000.00-Action Item**

Dr. Minner asked to amend the Authorization to Fund Vacant Property Analysis not to Exceed \$80,000.00. He indicated that his recommendation would be to fund a Request for Proposal (RFP) for \$100,000.


Regent Sanchez made a motion to approve funding for an RFP not to Exceed \$100,000.00. Regent Ulibarri moved to amend Regent Sanchez's motion. Regent Ulibarri moved to table the funding for an RFP not to Exceed \$100,000.00 as presented, in recognition that Dr. Minner was going to work on a recommendation for the next board meeting which would address this issue. Regent Smith seconded the Motion to table. A roll call vote was taken, voting in favor were: Regent Garcia, Regent Smith, Regent Ulibarri, and Chairman Marchi. Voting against: Regent Sanchez. Motion carried.

**Other**

Dr. Minner provided a few updates. He stated that Academic Affairs has a new Social Justice Concentration in Sociology and Anthropology; Student Affairs have started up the ski trips to Sipapu. He also indicated a major comedy show is coming to the Wilson Complex on April 22, 2023; Athletics had three All American Awards; and the Love and War event held by the NMHU Foundation raised over \$15,000 in a silent auction and \$5,265 in sales.


**Adjournment**

With no further business, the meeting adjourned at 2:38 p.m.



Chairman

NMHU Board of Regents



Secretary/Treasurer

NMHU Board of Regents



# TUITION & FEES PRESENTATION FOR FISCAL YEAR 2024

2.17/2023

BY MAX BACA  
EVP FOR FINANCE, ADMINISTRATION,  
& GOVERNMENT RELATIONS

# July 8, 2018 – Higher Learning Commission Letter Core Component 5A Finances Topics for Focus Visit



Evidence of a reduction in the reliance on state funding to balance the institution's budget.



Continued Year-end Financial Report Revenue and Expense Actuals that reflect net neutral or yield a surplus.



Independent audits of the institution, the Foundation, and Isotopes that do not yield any findings or, at minimum, do not yield any repeat findings.



“Trustee members are fiduciaries of our institutions, and we have to think strategically about the future. Especially in challenging times—whether it’s hiring the president, dealing with financial issues, or the pandemic—we have to rise above it all and think about what’s in the best interest of the institution.”

– AGB Trustee, Private College



# Financial :. Updates



Fiscal Update,  
Sources of Funds,  
Institutional Data,  
Etc.

# Instruction & General (I&G) Funding Sources



---

## State Appropriations:

NMHU has very little influence on what it receives from state revenues.

---

## Tuition and Fees:

Tuition & fees are set by the NMHU Board of Regents through recommendations from NMHU's administration, faculty, staff, and students.

---

## External Funding:

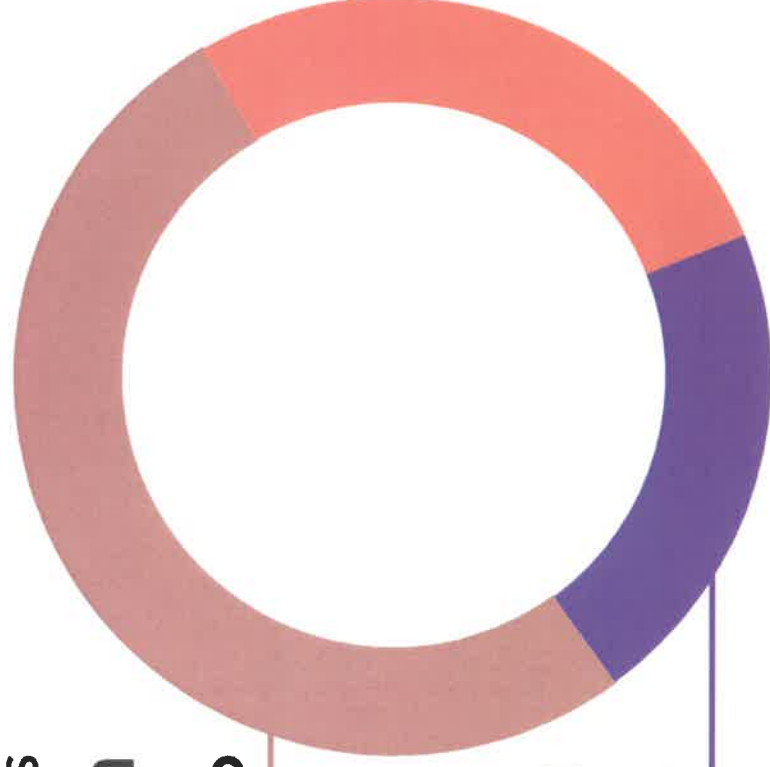
External funding is acquired by competitive processes or by fundraising.



# Funding Sources For FY 2023

STATE APPROPRIATIONS  
**\$40.5 Million**  
**51.6%**

OTHER SOURCES\*  
**\$21.5 Million**  
**27.4%**

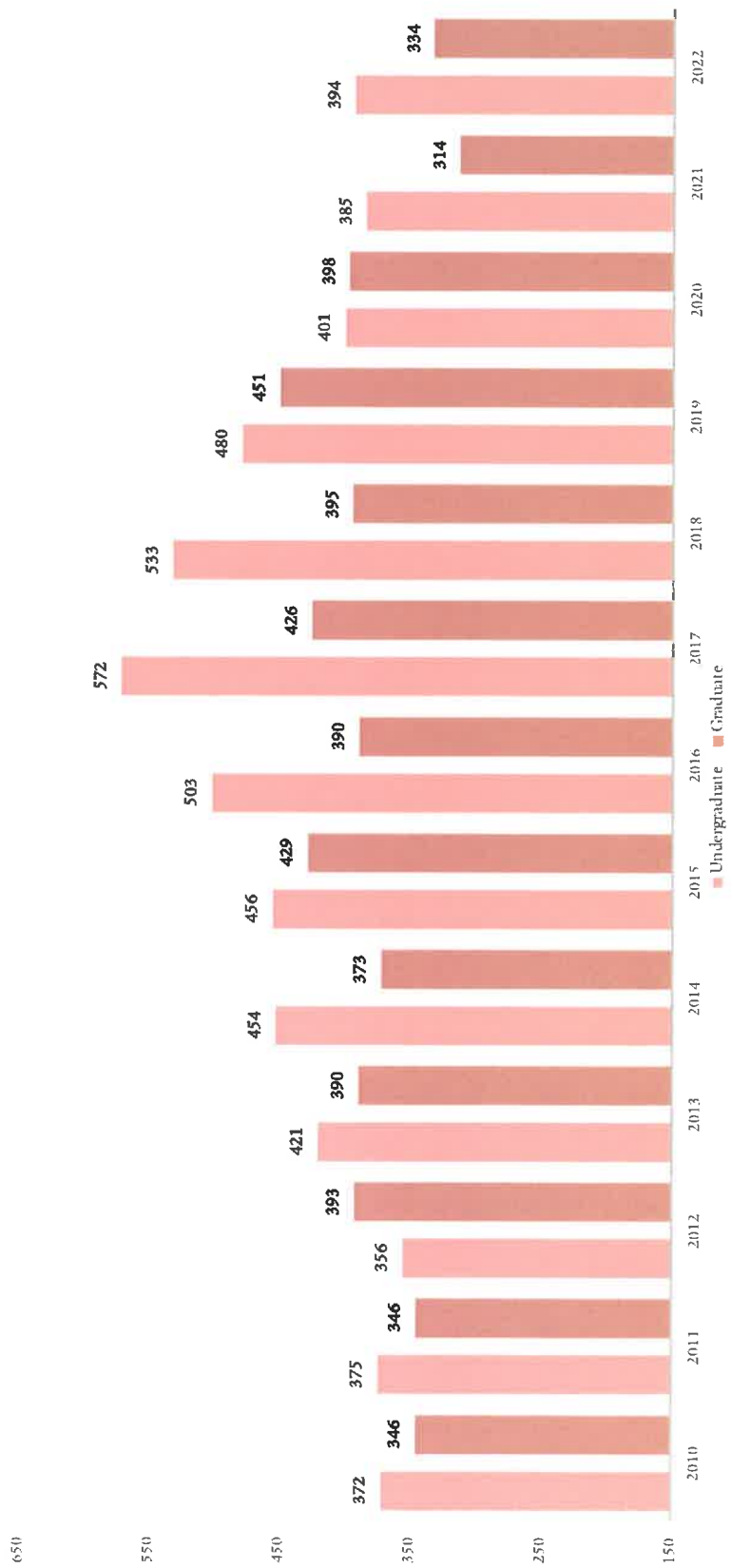


TUITION AND FEES  
**\$16.5 Million**  
**21.1%**

\* WITHOUT FINANCIAL AID



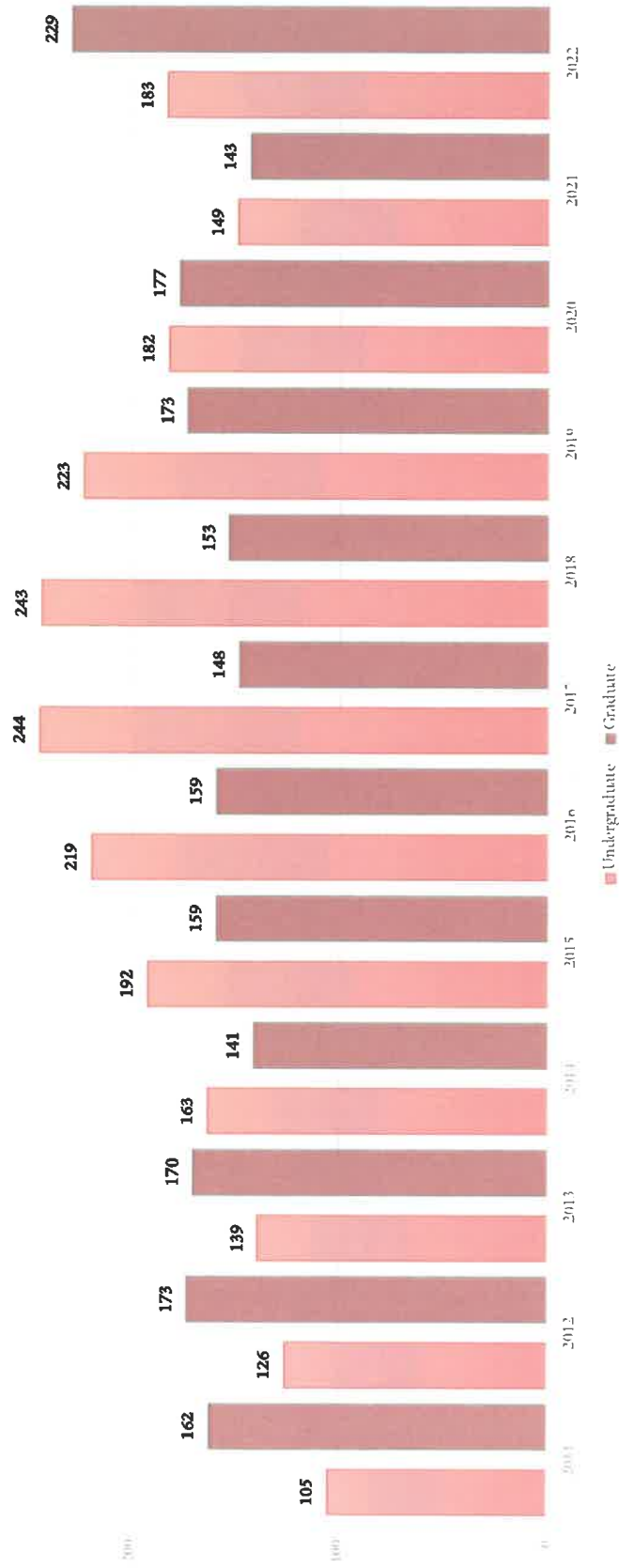
# NMHU's Degree Production

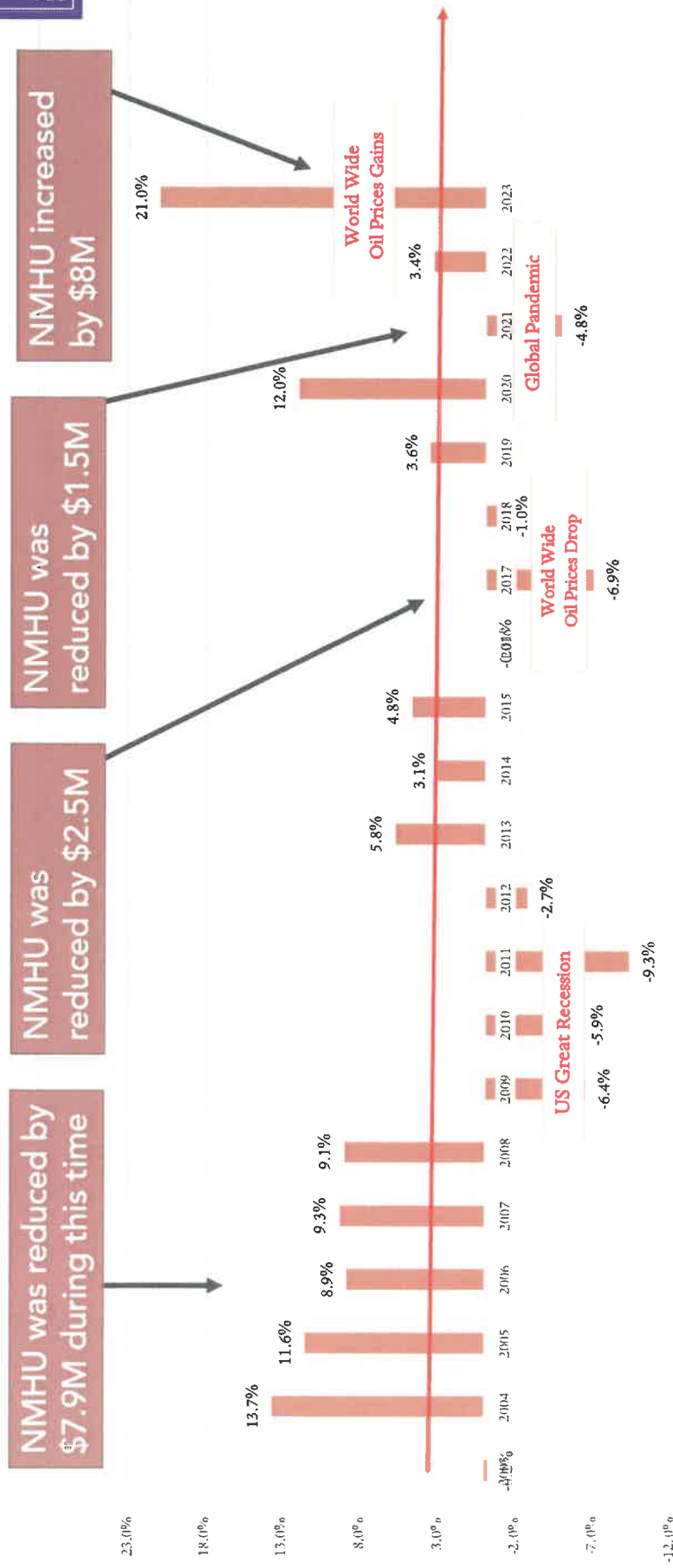




# NMHU's STEM+H Degrees Production

700

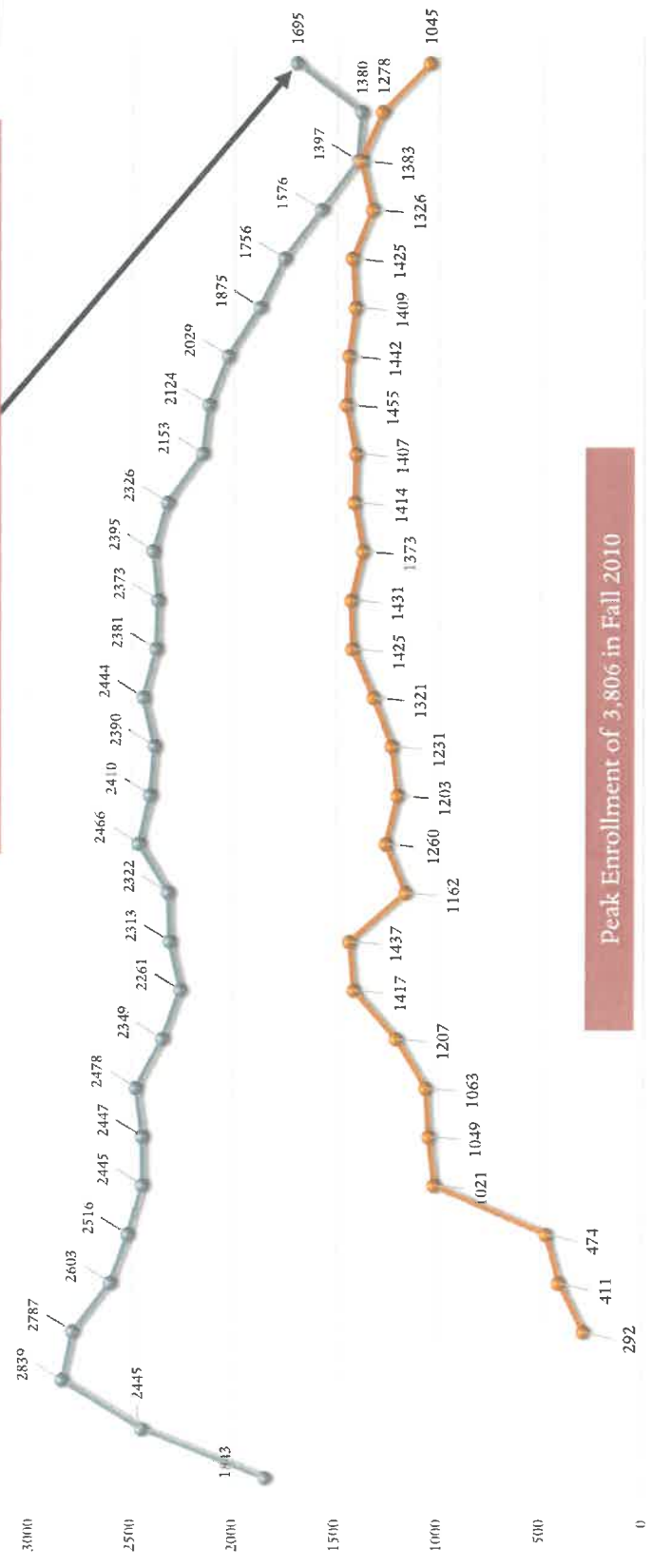




# State Appropriation History FY 2004 to 2023



In NMHU's History, we have not increased our Main Campus Enrollment by over 315 Students or about 22.8%



Peak Enrollment of 3,806 in Fall 2010

Fall Semester



# Higher Education Full-Time Equivalent Student Enrollment From 2011 to 2022

Full-Time Equivalent Student Enrollment 10-Year History

INSTITUTION	Fall 2013	Fall 2014	Fall 2015	Fall 2016	Fall 2017	Fall 2018	Fall 2019	Fall 2020	Fall 2021	Fall 2022	10-Year % Change	5-Year % Change	YoY % Change
NHIMT	1,766	1,805	1,818	1,809	1,665	1,614	1,517	1,482	1,486	1,467	-17%	-9%	-1.9%
NMSU	13,608	13,036	12,724	12,301	12,017	11,910	11,852	11,908	11,410	11,651	-14%	-2%	2.1%
UNM	24,073	23,632	23,465	23,016	20,924	19,246	18,832	18,119	17,710	18,482	-23%	-4%	4.4%
UNM Med	403	434	424	418	421	423	425	419	429	405	-100%	-100%	-100.0%
ENMU	4,039	4,133	4,110	4,049	4,039	3,905	3,751	3,609	3,247	3,330	-18%	-15%	2.6%
NMHU	2,742	2,826	2,653	2,645	2,454	2,350	2,169	2,161	1,973	2,002	-27%	-15%	1.5%
NNMC	1,061	870	707	783	778	804	768	761	714	688	-35%	-14%	-3.6%
WNMU	2,223	2,222	2,160	2,147	1,914	1,960	1,974	1,972	1,997	2,178	10%	10%	11.3%
ENMU-ROS	2,014	1,798	1,516	1,636	1,601	1,464	1,415	1,043	1,070	1,234	-39%	-15%	15.3%
ENMU-RUI	436	396	310	293	301	288	343	306	310	339	-22%	-15%	9.4%
NMSU-A	1,291	1,082	894	800	761	739	682	430	424	465	-64%	-37%	9.7%
NMSU-DA	5,437	5,208	4,978	5,017	4,826	4,740	4,772	4,314	3,890	3,932	-28%	-17%	1.1%
NMSU-GR	530	441	387	389	396	383	318	254	278	347	-35%	-9%	24.9%
UNM-GA	1,737	1,600	1,651	1,632	1,355	1,329	1,445	1,190	1,071	1,112	-36%	-15%	3.8%
UNM-LA	363	381	434	434	353	344	378	363	311	336	-7%	-2%	8.0%
UNM-T	972	960	911	829	646	538	531	449	447	445	-54%	-17%	-0.4%
UNM-V	1,332	1,270	1,200	1,137	989	933	957	733	719	721	-40%	-23%	0.3%
CNM	15,626	14,492	13,684	12,913	12,520	12,000	11,612	10,600	9,374	9,586	-39%	-20%	2.3%
CCC	1,589	1,548	1,500	1,556	1,510	1,509	1,461	1,291	1,106	1,160	-27%	-23%	4.9%
LCC	856	757	709	689	617	513	526	420	441	411	-52%	-20%	-6.8%
MCC	423	428	469	414	405	413	346	280	258	144	-66%	-65%	-44.2%
NMJC	1,651	1,698	1,651	1,704	1,601	1,464	1,591	1,352	1,286	1,381	-16%	-6%	7.4%
NMIMI	588	550	511	502	491	487	459	471	445	412	-30%	-15%	-7.4%
SJC	4,901	4,619	4,409	4,392	4,082	3,873	3,914	3,216	2,585	2,714	-45%	-30%	5.0%
SFCC	3,003	2,899	2,648	2,546	2,473	2,229	2,175	1,716	1,696	1,652	-45%	-26%	-2.6%
SENMC*	886	863	892	917	946	820	834	612	599	828	-7%	1%	35.2%
DINE		233	202	168	174	156	163	113	133	139	-18%	-10%	4.5%
IAIA		293	329	374	413	385	404	379	384	423	10%	10%	10.2%
SIPI		413	345	310	331	331	410	345	274	284	-16%	-16%	3.6%
NTU		1,614	1,181	1,061	1,168	945	1,037	662	665	688	-27%	-27%	3.5%
Total FTE	93,550	92,300	88,881	86,881	82,231	78,129	77,071	70,870	66,702	68,956	-27%	-12%	2.8%

Note: Figures may differ from those provided through the Integrated Postsecondary Education Data System (IPEDS). Enrollment figures in this table provide a snapshot based on the fall census and are calculated on a 15 credit-hour full-time definition.  
\*Formerly NMSU-Carlsbad  
Source: Higher Education Department

# Fiscal Year 2024

**Mandatory Increases,  
Presidential Priorities,  
Comparisons,  
Etc.**





# Estimated Mandatory Increases

---

EDUCATIONAL RETIREMENT 2% ~ \$80K

---

UTILITIES ~ \$100K

---

MAINTENANCE ESCALATORS ~ \$450K

---

FACULTY PROMOTIONS (4) ~ \$28K

---

EMPLOYEE COMPENSATION DIFFERENCE 20% ~ \$400K

---

OTHER EXPENSE (LEGAL, ACCREDITATIONS, CBAS, INSURANCES, ETC.) ~ \$25K

---

**Total \$1.083 Million**

# President Minner's FY2024 Priorities

## 1. Compensation

- Faculty - Highest Paid Among Regional Comprehensives In NM
- Faculty And Staff---Compression/Inversion And Everyone In The Appropriate Band For Their Job With The Ability To Move Up
- Minimum Wage Improvements
- Adjunct/Part-Time Adjustments

## 2. Catalog Software

## 3. Additional Resources For Expanded Programs In Selected Disciplines And New Programs

## 4. Summer (Pipeline) Programming In Selected Disciplines

## 5. Additional Resources In Support Of Internal Research

## 6. Support Of High-Impact Practices/Possible Adjustment In Teaching Loads

### 1. Automation Across NMHU Offices: HR, Business Office, Grants, Electronic Signature

- Streamline processes
- Personnel savings
- Overall cost savings
- Must include initial and reoccurring training
- IT support for systems
- Publication software

### 2. Expansion of Modules in BANNER

### 3. Academic Affairs

- Tenure track faculty lines, program development and revision, support for faculty (CTE and professional development), faculty/student research, and classroom/lab equipment.

### 4. Student Support

- Programming for retention, events, and all locations
- Implement more of the Georgia State model

# NMHU Strategic Unit Improvement Committee Fiscal Year 2024 Budget Priority Recommendations

# NMHU Strategic Unit Improvement Committee Fiscal Year 2024 Budget Priority Recommendations

## 5. HU Cares

- Fill positions and expand the services at all locations
- COVID-19-related mental health issues will continue to require attention

## 6. LMS Coordinator

## 7. Marketing

- Establish a complete department devoted to marketing
  - Positions
    - Web content
    - Social media specialist to include buys and data tracking
    - Webmaster
    - Video production
  - Alternative - outsource marketing

## 8. Deferred Building Maintenance

## 9. Staffing to Support Distance Students

- Mental health
- Access to offices beyond M-F, 8-5
- Access to events via streaming



# In-State Undergraduate Tuition & Fees Rankings

Undergraduate (In-State) Tuition and Fees for 2022 - 2023

Ranking	School	T&F Annual	Diff from Pell	Diff from NMHU
1	Southwestern Oklahoma State University	OK \$5,268	(\$702)	(\$1,227)
2	Cameron University	OK \$5,364	(\$606)	(\$1,131)
3	Northwestern Oklahoma State University	OK \$5,970	\$0	(\$525)
4	Wichita State University	KS \$5,996	\$26	(\$499)
5	Southern Utah University	UT \$6,006	\$36	(\$489)
6	Rogers State University	OK \$6,216	\$246	(\$279)
7	Southeastern Oklahoma State University	OK \$6,360	\$390	(\$135)
	Maximum Award for Pell 2020 -2021	\$6,495	\$525	\$0
8	Oklahoma Panhandle State University	OK \$6,587	\$617	\$92
9	University of Central Oklahoma	OK \$6,587	\$617	\$92
10	Northeastern State University	OK \$6,641	\$671	\$146
11	East Central University	OK \$6,784	\$814	\$289
12	Sul Ross State University	TX \$6,843	\$873	\$348
13	Emporia State University	KS \$6,934	\$964	\$439
14	NM Highlands University	NM \$6,984	\$1,014	\$489
15	University of Houston-Victoria	TX \$7,148	\$1,178	\$653
16	University of Texas-El Paso	TX \$7,306	\$1,336	\$811
17	University of Houston-Downtown	TX \$7,354	\$1,384	\$859
18	Western New Mexico University	NM \$7,657	\$1,687	\$1,162
19	Pittsburg State University	KS \$7,774	\$1,804	\$1,279
20	University of Science & Arts of Oklahoma	OK \$8,280	\$2,310	\$1,785



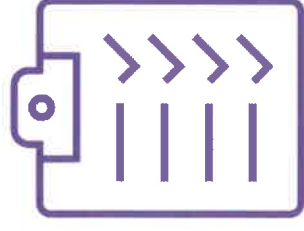
# Out-of-State Undergraduate Tuition & Fees Rankings

Undergraduate (Out-of-State) Tuition and Fees for 2022 - 2023

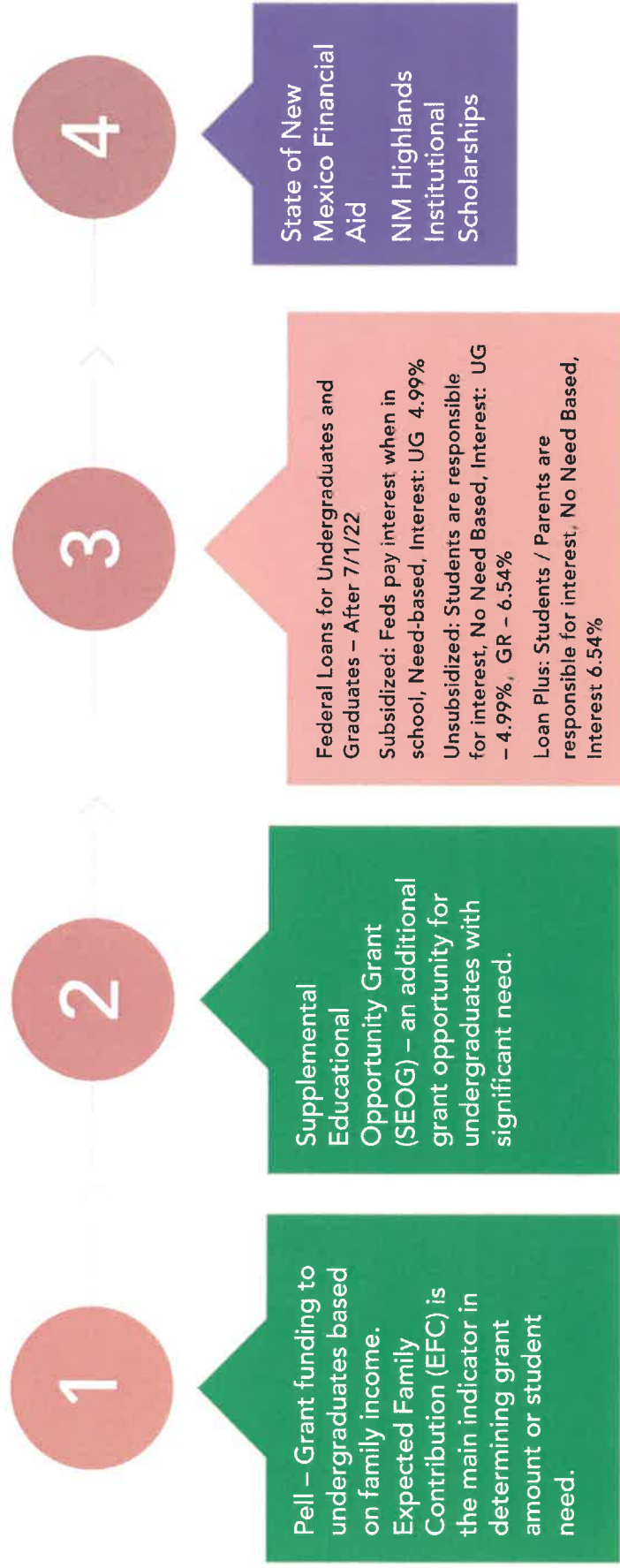
Ranking	School	T&F Annual	Diff from Pell	Diff from NMHU
	Maximum Award for Pell 2020 - 2021	\$6,495	(\$6,939)	(\$8,033)
1	Eastern New Mexico University	\$8,718	(\$4,716)	(\$5,810)
2	Oklahoma Panhandle State University	\$9,400	(\$4,034)	(\$5,128)
3	West Texas A & M University	\$11,377	(\$2,057)	(\$3,151)
4	NM Highlands University	\$11,832	(\$1,602)	(\$2,696)
5	Northwestern Oklahoma State University	\$13,434	\$0	(\$1,094)
6	Wichita State University	\$13,488	\$54	(\$1,040)
7	Southwestern Oklahoma State University	\$13,752	\$318	(\$776)
8	Western New Mexico University	\$14,286	\$852	(\$242)
9	Langston University	\$14,528	\$1,094	\$0
10	Emporia State University	\$14,850	\$1,416	\$322
11	Rogers State University	\$15,096	\$1,662	\$568
12	University of Central Oklahoma	\$15,297	\$1,863	\$769
13	Southern Utah University	\$15,509	\$2,075	\$981
14	Fort Hays State University	\$15,890	\$2,456	\$1,362
15	Pittsburg State University	\$15,912	\$2,478	\$1,384
16	Weber State University	\$16,164	\$2,730	\$1,636
17	Southeastern Oklahoma State University	\$16,290	\$2,856	\$1,762
18	Cameron University	\$17,076	\$3,642	\$2,548
19	University of Houston-Downtown	\$17,146	\$3,712	\$2,618
20	University of Houston-Victoria	\$17,481	\$4,047	\$2,953

Overview,  
Process,  
Cost of  
Attendance,  
Lottery  
Scholarship Data,  
Etc.

# Financial Aid



# Financial Aid - What Types of Financial Aid are Available to Students?





# Cost of Attendance

	Rm/Brd	T&F	Total
UGRH	\$ -	\$ 6,984	\$ 6,984
UGROnC	\$ 9,060	\$ 6,984	\$ 16,044
UGROfC	\$ 10,296	\$ 6,984	\$ 17,280
UGNROnC	\$ 9,060	\$ 11,832	\$ 20,892
UGNROfC	\$ 10,296	\$ 11,832	\$ 22,128
GROnC	\$ 9,060	\$ 7,584	\$ 16,644
GROfC	\$ 10,296	\$ 7,584	\$ 17,880
GNROnC	\$ 9,060	\$ 7,728	\$ 16,788
GNROfC	\$ 10,296	\$ 7,728	\$ 18,024

Definitions: UG=undergraduate, G=graduate, R= resident, NR=non-resident, H=Home, OnC= on campus, and OfC= off campus

Assumption: Room / Board \$4,760 and \$1,550 for off campus utilities

- ❑ Free Application for Federal Student Aid (FAFSA) ([www.fafas.ed.gov](http://www.fafas.ed.gov))
- ❑ Based on the student's EFC, the grant award can be up to **\$7,400** for the 2023 - 24 academic year.
- ❑ Cost of attendance is a local institution calculation for the expected cost of attendance for only room/board, and tuition & fees. The calculations are categorized by undergraduate and graduate for resident and non-resident, on and off campus, and full-time.



	FY23	FY22	FY21	FY20	FY19
NM Opporunity Scholarship	\$4,667,000	\$1,204,934	\$30,969		
NM Lottery Scholarship	\$684,623	\$876,067	\$783,860	\$755,630	\$659,880
<b>Total Dollars Spent</b>	<b>\$5,351,623</b>	<b>\$2,081,001</b>	<b>\$814,829</b>	<b>\$755,630</b>	<b>\$659,880</b>
% Change YtY	157.2%	155.4%	7.8%	14.5%	

	FY23	FY22	FY21	FY20	FY19
NM Opporunity Scholarship	1172	333	13		
NM Lottery Scholarship	202	245	327	343	286
<b>Total</b>	<b>1374</b>	<b>578</b>	<b>340</b>	<b>343</b>	<b>286</b>
% Change YtY	137.7%	70.0%	(0.9%)	19.9%	

NM Opporunity Scholarship	87%	58%	4%		
NM Lottery Scholarship	13%	42%	96%		

\*Actual FY23 as of February 13, 2023

# NM Opportunity & Lottery Scholarships Data

Assumptions,  
Consideration,  
FY2023 4-Year  
Comparisons,  
Current Status  
of Legislative  
Session 2023,  
Etc.

# Tuition and Fees



# Assumptions for Tuition and Fees



- ❑ We used FY23 actual revenues, which incorporated the current year's enrollment.
- ❑ Budget projections will be based on an 8% reduction of projected tuition and fees. Given the volatility of NMHU enrollment, and the uncertainty of state revenues.

<b>For Every <u>1%</u> the Projected Tuition and Fees Generate About</b>	<b>\$165K</b>
<b>Undergraduate Student Credit Hours</b>	<b>12</b>
<b>Graduate Student Credit Hours</b>	<b>12</b>

# Considerations

---

Create differential tuition for high-demand programs

---

Impacts on fully funded Gov. MLG Opportunity Scholarships

---

Increase expenses due to inflation

---

Main Campus Housing, deferred maintenance, etc.

---

Athletics' department, facilities, and operational funding



1	Undergraduate Tuition				Summer Session				Full Time Fees				Total Tuition & Fees	
	2	Part-time/Hourly rate		Ful time/Per Semester	Resident - Per Credit Hr.		Non Resident - Per Credit Hr.	Undergraduate Fees		Undergraduate Total		Resident In District	Non Resident	
3	Four Year Instructions Research	Resident In District	Non Resident	Resident In District	Non Resident	Resident - Per Credit Hr.	Non Resident - Per Credit Hr.	Resident In District	Non Resident	Resident In District	Non Resident	Resident In District	Non Resident	
4	NMIMT	\$ 319	\$ 1,039	\$ 3,832	\$ 12,465	\$ 319	\$ 1,039	\$ 697	\$ 697	\$ 4,529	\$ 13,162	\$ 4,529	\$ 13,162	
5	NMSU	\$ 288	\$ 835	\$ 3,457	\$ 10,022	\$ 288	\$ 835	\$ 672	\$ 672	\$ 4,129	\$ 10,694	\$ 4,129	\$ 10,694	
6	UNM	\$ 283	\$ 1,004	\$ 3,399	\$ 12,051	\$ 283	\$ 1,004	\$ 1,188	\$ 1,188	\$ 4,587	\$ 13,239	\$ 4,587	\$ 13,239	
7	Four Year Instructions Comprehensive													
8	ENMU	\$ 175	\$ 257	\$ 2,097	\$ 3,087	\$ 175	\$ 257	\$ 1,272	\$ 1,272	\$ 3,369	\$ 4,359	\$ 3,369	\$ 4,359	
9	NMHU	\$ 199	\$ 401	\$ 2,391	\$ 4,815	\$ 199	\$ 401	\$ 1,101	\$ 1,101	\$ 3,492	\$ 5,916	\$ 3,492	\$ 5,916	
10	NNMC	\$ 211	\$ 597	\$ 2,532	\$ 7,164	\$ 211	\$ 597	-	-	\$ 2,532	\$ 7,164	\$ 2,532	\$ 7,164	
11	WNMU	\$ 199	\$ 489	\$ 2,385	\$ 5,866	\$ 199	\$ 489	\$ 1,277	\$ 1,277	\$ 3,662	\$ 7,144	\$ 3,662	\$ 7,144	

## NM Public Postsecondary Institutions' Tuition & Fees, Per Semester, for Academic Year 2022-2023 - Undergraduate Student



1	2	3	Graduate Tuition				Full Time Fees		Total Tuition & Fees			
			Part-time/Hourly rate		Full time/Per Semester		Summer Session		Graduate Fees		Graduate Total	
4	5	6	Resident	Non Resident	Resident In District	Non Resident	Resident - Per Credit Hr.	Non Resident - Per Credit Hr.	Resident	Non Resident	Resident	Non Resident
4	MMMT		\$ 445	\$ 1,472	\$ 5,337	\$ 17,658	\$ 445	\$ 1,472	\$ 687	\$ 687	\$ 6,024	\$ 18,345
5	NMSU		\$ 246	\$ 875	\$ 2,950	\$ 10,504	\$ 246	\$ 875	\$ 672	\$ 672	\$ 3,622	\$ 11,176
6	UNIM		\$ 346	\$ 1,133	\$ 4,153	\$ 13,595	\$ 346	\$ 1,133	\$ 1,188	\$ 1,188	\$ 5,341	\$ 14,783
7	Four Year Instructions Comprehensive											
8	ENMU		\$ 197	\$ 402	\$ 2,364	\$ 3,513	\$ 197	\$ 402	\$ 1,272	\$ 1,272	\$ 3,636	\$ 4,785
9	NMHU		\$ 228	\$ 420	\$ 2,739	\$ 5,043	\$ 228	\$ 420	\$ 1,101	\$ 1,101	\$ 3,840	\$ 6,144
10	NNMC		\$ 295	\$ 320	\$ 3,540	\$ 3,840	\$ 295	\$ 320	-	-	\$ 3,540	\$ 3,840
11	WNMU		\$ 227	\$ 488	\$ 2,728	\$ 5,852	\$ 227	\$ 488	\$ 1,411	\$ 1,411	\$ 4,140	\$ 7,263

## NM Public Postsecondary Institutions' Tuition & Fees, Per Semester, for Academic Year 2022-2023 - Graduate Student



PROGRAM DESCRIPTION	FINAL BUDGET		PROPOSED BUDGET		% Change
	FY23	FY24	FY23	FY24	
NMHU Instruction & General	\$32,697.5	\$33,619.2	\$32,697.5	\$33,619.2	2.8%
Athletics	\$2,533.7	\$2,533.7	\$2,533.7	\$2,533.7	0.0%
Native American Social Work Institute	\$216.5	\$225.0	\$216.5	\$225.0	3.9%
Advanced Placement	\$199.7	\$199.7	\$199.7	\$199.7	0.0%
Minority Student Services (CESDP, BLLI, & Span Prgm)	\$503.7	\$503.7	\$503.7	\$503.7	0.0%
Forest and Watershed Institute + Reforestation Center	\$434.8	\$524.6	\$434.8	\$524.6	20.7%
Center for Prof Dev & Career Readiness	\$164.2	\$164.2	\$164.2	\$164.2	0.0%
Acequia and Land Grant Education	\$46.5	\$46.5	\$46.5	\$46.5	0.0%
Doctor of Nurse Practice	\$155.3	\$155.3	\$155.3	\$155.3	0.0%
Underserved Students - Retention / Completion (LLFP)	\$50.0	\$50.0	\$50.0	\$50.0	0.0%
NM Tribal Education	\$200.0	\$200.0	\$200.0	\$200.0	0.0%
Teacher Pipeline	\$250.0	\$250.0	\$250.0	\$250.0	0.0%
Matching Funds for Social Work Grants	\$125.0	\$125.0	\$125.0	\$125.0	0.0%
Center of Excellence Social Work	\$250.0	\$500.000	\$250.0	\$500.000	100.0%
Nursing Expansion	\$212.6	\$212.600	\$212.6	\$212.600	0.0%
<b>NMHU Total Appropriation</b>	<b>\$38,039.5</b>	<b>\$39,309.5</b>	<b>\$38,039.5</b>	<b>\$39,309.5</b>	<b>3.3%</b>

## Legislative Session 2023 Update as of 2-13-2023

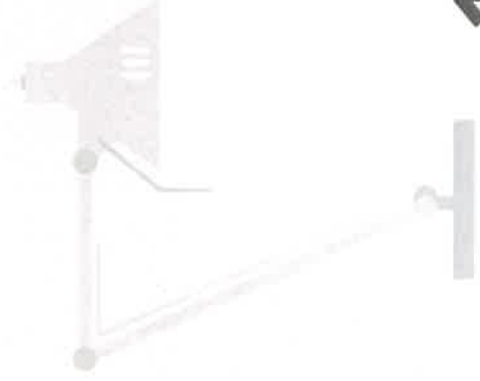


Capital Outlay	Requested	Estimated
Sinninger Hall	\$4,500.0	\$4,500.0
Infrastructure Upgrades	\$8,000.0	\$0.0
Athletic Facilities Renovation & Equipment	\$4,500.0	\$100.0
Gene Torres Golf Course	\$1,800.0	\$0.0
HU CARES - Renovation of Connor	\$1,600.0	\$0.0
Legislative Leadership Fellowship Program - Mental Health Fac Upgrades	\$750.0	\$750.0
Campus Police / Security Technologies Upgrades	\$500.0	\$0.0
Classroom Upgrades & WIFI Technologies	\$1,000.0	\$0.0
Fleet Upgrades - Buses, Vans, and cars	\$660.0	\$0.0
Reconstruction of Pool Floor at NMHU Natatorium	\$250.0	\$0.0
<b>NMHU Possible Capital Outlay Appropriation</b>	<b>\$23,560.0</b>	<b>\$5,350.0</b>

Capital Outlay	Requested	Estimated
Reforestation Center	\$45,000.0	\$10,000.0

## Legislative Session 2023 Update as of 2-13-2023

Tuition,  
Fees,  
Housing,  
Meal Plans,  
Etc.



# 1% Data Sets



Undergraduate In-State Full Time Tuition + Fee per Academic Year							
	FY23 \$	Diff \$	%	1%	3%	4%	5%
NMHU	\$6,984.00			\$7,053.84	\$7,193.52	\$7,263.36	\$7,333.20
ENMU	\$6,738.00	\$246	3.5%	\$6,805.38	\$6,940.14	\$7,007.52	\$7,074.90
WNMU	\$7,324.00	(\$340)	(4.9%)	\$7,397.24	\$7,543.72	\$7,616.96	\$7,690.20
NNMC	\$5,064.00	\$1,920	27.5%	\$5,114.64	\$5,215.92	\$5,266.56	\$5,317.20
UNM	\$9,174.00	(\$2,190)	(31.4%)	\$9,265.74	\$9,449.22	\$9,540.96	\$9,632.70
NMSU*	\$8,574.00	(\$1,590)	(22.8%)	\$8,659.74	\$8,831.22	\$8,916.96	\$9,002.70
NMT	\$9,058.00	(\$2,074)	(29.7%)	\$9,148.58	\$9,329.74	\$9,420.32	\$9,510.90

	1%	3%	4%	5%
FT Increase	\$69.84	\$209.52	\$279.36	\$349.20
Per SCH	\$5.82	\$17.46	\$23.28	\$29.10

## Undergraduate Current Tuition and Fees – In-State



Undergraduate Out-of-State / International Full Time Tuition + Fee per Academic Year							
	FY23 \$	Diff \$	%	1%	3%	4%	5%
NMHU	\$11,832.00			\$11,950.32	\$12,186.96	\$12,305.28	\$12,423.60
ENMU	\$8,718.00	\$3,114	26.3%	\$8,805.18	\$8,979.54	\$9,066.72	\$9,153.90
WNMU	\$14,286.00	(\$2,454)	(20.7%)	\$14,428.86	\$14,714.58	\$14,857.44	\$15,000.30
NNMC	\$14,328.00	(\$2,496)	(21.1%)	\$14,471.28	\$14,757.84	\$14,901.12	\$15,044.40
UNM	\$26,478.00	(\$14,646)	(123.8%)	\$26,742.78	\$27,272.34	\$27,537.12	\$27,801.90
NMSU	\$21,388.00	(\$9,556)	(80.8%)	\$21,601.88	\$22,029.64	\$22,243.52	\$22,457.40
NMT	\$26,324.00	(\$14,492)	(122.5%)	\$26,587.24	\$27,113.72	\$27,376.96	\$27,640.20

	1%	3%	4%	5%
FT Increase	\$118.32	\$354.96	\$473.28	\$591.60
Per SCH	\$9.86	\$29.58	\$39.44	\$49.30

## Undergraduate Current Tuition and Fees – Out-of-State



Graduate In-State Full Time Tuition + Fee per Academic Year							
	FY23 \$	Diff \$	%	1%	2%	3%	5%
NMHU	\$7,680.00			\$7,756.80	\$7,910.40	\$7,987.20	\$8,064.00
ENMU	\$7,272.00	\$408	5.3%	\$7,344.72	\$7,490.16	\$7,562.88	\$7,635.60
WNMU	\$8,280.00	(\$600)	(7.8%)	\$8,362.80	\$8,528.40	\$8,611.20	\$8,694.00
NNMC*	\$7,080.00	\$600	7.8%	\$7,150.80	\$7,292.40	\$7,363.20	\$7,434.00
UNM	\$10,682.00	(\$3,002)	(39.1%)	\$10,788.82	\$11,002.46	\$11,109.28	\$11,216.10
NMSU*	\$8,574.00	(\$894)	(11.6%)	\$8,659.74	\$8,831.22	\$8,916.96	\$9,002.70
NMT	\$12,048.00	(\$4,368)	(56.9%)	\$12,168.48	\$12,409.44	\$12,529.92	\$12,650.40

	1%	2%	3%	5%
FT Increase	\$76.80	\$230.40	\$307.20	\$384.00
Per SCH	\$6.40	\$19.20	\$25.60	\$32.00

## Graduate Current Tuition and Fees – In-State

Graduate Out-of-State Full Time Tuition + Fee per Academic Year							
	FY23 \$	Diff \$	%	1%	2%	3%	5%
NMHU	\$12,288.00			\$12,410.88	\$12,656.64	\$12,779.52	\$12,902.40
ENMU	\$9,570.00	\$2,718	22.1%	\$9,665.70	\$9,857.10	\$9,952.80	\$10,048.50
WNMU	\$14,288.00	(\$2,000)	(16.3%)	\$14,430.88	\$14,716.64	\$14,859.52	\$15,002.40
NNMC*	\$7,700.00	\$4,588	37.3%	\$7,777.00	\$7,931.00	\$8,008.00	\$8,085.00
UNM	\$29,566.00	(\$17,278)	(140.6%)	\$29,861.66	\$30,452.98	\$30,748.64	\$31,044.30
NMSU	\$25,696.00	(\$13,408)	(109.1%)	\$25,952.96	\$26,466.88	\$26,723.84	\$26,980.80
NMT	\$36,690.00	(\$24,402)	(198.6%)	\$37,056.90	\$37,790.70	\$38,157.60	\$38,524.50

	1%	2%	3%	5%
FT Increase	\$122.88	\$368.64	\$491.52	\$614.40
Per SCH	\$10.24	\$30.72	\$40.96	\$51.20

## Graduate Current Tuition and Fees – Out-of-State



<b>Asynchronous Online Learning Programs per Student Credit Hour</b>						
		<b>1%</b>	<b>3%</b>	<b>5%</b>	<b>7%</b>	
Undergraduate Online Programs	\$	325	\$3.25	\$9.75	\$16.25	\$22.75
Graduate Online Programs	\$	525	\$5.25	\$15.75	\$26.25	\$36.75

# Asynchronous Online Programs



Fees per Academic Year							
	FY23 \$	Diff \$	%	1%	3%	4%	5%
NMHU	\$2,202.00			\$2,224.02	\$2,268.06	\$2,290.08	\$2,312.10
ENMU	\$2,544.00	(\$342)	(15.5%)	\$2,569.44	\$2,620.32	\$2,645.76	\$2,671.20
WNMU*	\$2,554.00	(\$352)	(16.0%)	\$2,579.54	\$2,630.62	\$2,656.16	\$2,681.70
NNMC	\$0.00	\$2,202	100.0%	\$0.00	\$0.00	\$0.00	\$0.00
UNM	\$2,376.00	(\$174)	(7.9%)	\$2,399.76	\$2,447.28	\$2,471.04	\$2,494.80
NMSU	\$1,344.00	\$858	39.0%	\$1,357.44	\$1,384.32	\$1,397.76	\$1,411.20
NMT	\$1,394.00	\$808	36.7%	\$1,407.94	\$1,435.82	\$1,449.76	\$1,463.70

	1%	3%	4%	5%
Increase	\$22.02	\$66.06	\$88.08	\$110.10
Per SCH	\$1.84	\$5.51	\$7.34	\$9.17

## Fee Comparisons



Academic Year 2022- 2023 Fees per Semester		Per SCH			Per Full Time (FT)			
Main Campus Mandatory Fees	Per SCH	Per FT	1.0%	3.0%	4.0%	1.0%	3.0%	4.0%
Student Center Debt Service Fee	\$23.40	\$280.80	\$23.63	\$24.10	\$24.00	\$283.61	\$289.22	\$288.00
Student Senate	\$3.68	\$44.16	\$3.72	\$3.79	\$3.00	\$44.60	\$45.48	\$36.00
Student Health Services - Center and HU Cares	\$9.00	\$108.00	\$9.09	\$9.27	\$9.00	\$109.08	\$111.24	\$108.00
Campus Life	\$3.17	\$38.04	\$3.20	\$3.27	\$3.30	\$38.42	\$39.18	\$39.56
Athletics	\$19.00	\$228.00	\$19.19	\$19.57	\$19.76	\$230.28	\$234.84	\$237.12
Technology Fee	\$10.00	\$120.00	\$10.10	\$10.30	\$10.40	\$121.20	\$123.60	\$124.80
Infrastructure Fee	\$23.50	\$282.00	\$23.74	\$24.21	\$24.44	\$284.82	\$290.46	\$293.28
Campus Life Initiative / Student Head Count	\$0.00	\$78.00				\$75.00	\$76.00	\$78.00
<b>Total</b>	<b>\$91.75</b>	<b>\$1,179.00</b>	<b>\$92.67</b>	<b>\$94.50</b>	<b>\$94.00</b>	<b>\$1,187.01</b>	<b>\$1,210.03</b>	<b>\$1,204.76</b>

Change in \$	\$0.92	\$2.75	\$2.25	\$8.01	\$31.03	\$25.76
--------------	--------	--------	--------	--------	---------	---------

# Fees Breakdown

Plans	FY 2022 - 23			
	\$	1%	5%	7%
A	\$2,664	\$2,690	\$2,800	\$2,850
B	\$2,311	\$2,330	\$2,430	\$2,470
C	\$1,947	\$1,970	\$2,040	\$2,080
Purple & White (All Flex)	\$424	\$428	\$437	\$454
<b>Flex Dollars</b>				
A	\$342	\$350	\$370	\$400
B	\$407	\$410	\$430	\$460
C	\$471	\$480	\$500	\$540
Purple & White (All Flex)	\$424	\$430	\$450	\$480

Per Plan	1%			5%			7%		
	A	\$26.00	\$136.00	\$186.00	\$136.00	\$186.00	\$186.00	\$136.00	\$186.00
B	\$19.00	\$119.00	\$159.00	\$119.00	\$159.00	\$159.00	\$119.00	\$159.00	\$159.00
C	\$23.00	\$93.00	\$133.00	\$93.00	\$133.00	\$133.00	\$93.00	\$133.00	\$133.00
Purple & White	\$4.20	\$12.70	\$29.70	\$12.70	\$29.70	\$29.70	\$12.70	\$29.70	\$29.70

# Meal Plans Rates

Residence Halls	Current per Semester Rate	Proposed Fee Increase per Semester				Proposed Rate at 5%
		1%	3%	5%	Proposed Rate at 3%	
Viles & Crimmin						
1 bed/1 bath	\$3,060	\$31	\$92	\$153	\$3,152	\$3,212
2 bed/1 bath	\$2,599	\$26	\$78	\$129	\$2,677	\$2,728
2 beds/2 bath	\$2,734	\$27	\$82	\$136	\$2,816	\$2,869
4 beds/2 bath*	\$2,475	\$25	\$74	\$123	\$2,549	\$2,598
North Kennedy	\$2,137	\$21	\$64	\$106	\$2,201	\$2,243
East/West Kennedy	\$2,611	\$26	\$78	\$130	\$2,689	\$2,742
South Kennedy	\$2,611	\$26	\$78	\$130	\$2,689	\$2,742
Melody (single)	\$2,340	\$23	\$70	\$117	\$2,410	\$2,457
Renovated Connor (single)	\$2,244	\$22	\$67	\$112	\$2,311	\$2,356
Arrott/Gregg House	\$3,027	\$30	\$91	\$151	\$3,118	\$3,178
Renovated Gregg	\$3,478	\$35	\$104	\$173	\$3,582	\$3,652

# Housing Room Rates


# Thank You & Questions

---



MAX BACA,

EXECUTIVE VICE PRESIDENT FOR FAGR



+1 (505) 454 3272



[vpfa@nmhu.edu](mailto:vpfa@nmhu.edu)

## Appendix A

### Undergraduate (In-State) Tuition and Fees for 2022 - 2023

Ranking	School		<u>T&amp;F Annual</u>	<u>Diff from Pell</u>	<u>Diff from NMHU</u>
1	Southwestern Oklahoma State University	OK	\$5,268	(\$702)	(\$1,227)
2	Cameron University	OK	\$5,364	(\$606)	(\$1,131)
3	Northwestern Oklahoma State University	OK	\$5,970	\$0	(\$525)
4	Wichita State University	KS	\$5,996	\$26	(\$499)
5	Southern Utah University	UT	\$6,006	\$36	(\$489)
6	Rogers State University	OK	\$6,216	\$246	(\$279)
7	Southeastern Oklahoma State University	OK	\$6,360	\$390	(\$135)
	Maximum Award for Pell 2020 -2021		\$6,495	\$525	\$0
8	Oklahoma Panhandle State University	OK	\$6,587	\$617	\$92
9	University of Central Oklahoma	OK	\$6,587	\$617	\$92
10	Northeastern State University	OK	\$6,641	\$671	\$146
11	East Central University	OK	\$6,784	\$814	\$289
12	Sul Ross State University	TX	\$6,843	\$873	\$348
13	Emporia State University	KS	\$6,934	\$964	\$439
14	NM Highlands University	NM	\$6,984	\$1,014	\$489
15	University of Houston-Victoria	TX	\$7,148	\$1,178	\$653
16	University of Texas-El Paso	TX	\$7,306	\$1,336	\$811
17	University of Houston-Downtown	TX	\$7,354	\$1,384	\$859
18	<b>Western New Mexico University</b>	NM	\$7,657	\$1,687	\$1,162
19	Pittsburg State University	KS	\$7,774	\$1,804	\$1,279
20	University of Science & Arts of Oklahoma	OK	\$8,280	\$2,310	\$1,785
21	Utah State University	UT	\$8,304	\$2,334	\$1,809
22	<b>New Mexico State University</b>	NM	\$8,574	\$2,604	\$2,079
23	<b>Eastern New Mexico University</b>	NM	\$8,718	\$2,748	\$2,223
24	<b>NM Institute of Mining and Technology</b>	NM	\$9,058	\$3,088	\$2,563
25	<b>University of New Mexico</b>	NM	\$9,174	\$3,204	\$2,679
26	Fort Lewis College	CO	\$9,216	\$3,246	\$2,721
27	University of Texas-Permian Basin	TX	\$9,234	\$3,264	\$2,739
28	Angelo State University	TX	\$9,310	\$3,340	\$2,815
29	Texas A & M-Commerce	TX	\$9,458	\$3,488	\$2,963
30	University of Houston-Clear Lake	TX	\$9,460	\$3,490	\$2,965
31	University of Texas-Brownsville	TX	\$9,541	\$3,571	\$3,046
32	West Texas A & M University	TX	\$9,664	\$3,694	\$3,169
33	Texas A & M-Kingsville	TX	\$9,892	\$3,922	\$3,397
34	Metropolitan State College	CO	\$10,859	\$4,889	\$4,364
35	Fort Hays State University	KS	\$10,888	\$4,918	\$4,393
36	Langston University	OK	\$11,072	\$5,102	\$4,577
37	Utah Valley State College	UT	\$11,228	\$5,258	\$4,733
38	University of Texas-Tyler	TX	\$11,522	\$5,552	\$5,027
39	Weber State University	UT	\$12,744	\$6,774	\$6,249
40	Texas A & M-Textarkana	TX	\$16,764	\$10,794	\$10,269

## Appendix B

### Undergraduate (**Out-of-State**) Tuition and Fees for 2022 - 2023

Ranking	School		T&F Annual	Diff from Pell	Diff from NMHU
	Maximum Award for Pell 2020 -2021		\$6,495	(\$6,939)	(\$8,033)
1	Eastern New Mexico University	NM	\$8,718	(\$4,716)	(\$5,810)
2	Oklahoma Panhandle State University	OK	\$9,400	(\$4,034)	(\$5,128)
3	West Texas A & M University	TX	\$11,377	(\$2,057)	(\$3,151)
4	NM Highlands University	NM	\$11,832	(\$1,602)	(\$2,696)
5	Northwestern Oklahoma State University	OK	\$13,434	\$0	(\$1,094)
6	Wichita State University	KS	\$13,488	\$54	(\$1,040)
7	Southwestern Oklahoma State University	OK	\$13,752	\$318	(\$776)
8	Western New Mexico University	NM	\$14,286	\$852	(\$242)
9	Langston University	OK	\$14,528	\$1,094	\$0
10	Emporia State University	KS	\$14,850	\$1,416	\$322
11	Rogers State University	OK	\$15,096	\$1,662	\$568
12	University of Central Oklahoma	OK	\$15,297	\$1,863	\$769
13	Southern Utah University	UT	\$15,509	\$2,075	\$981
14	Fort Hays State University	KS	\$15,890	\$2,456	\$1,362
15	Pittsburg State University	KS	\$15,912	\$2,478	\$1,384
16	Weber State University	UT	\$16,164	\$2,730	\$1,636
17	Southeastern Oklahoma State University	OK	\$16,290	\$2,856	\$1,762
18	Cameron University	OK	\$17,076	\$3,642	\$2,548
19	University of Houston-Downtown	TX	\$17,146	\$3,712	\$2,618
20	University of Houston-Victoria	TX	\$17,481	\$4,047	\$2,953
21	Utah Valley State College	UT	\$17,830	\$4,396	\$3,302
22	East Central University	OK	\$18,100	\$4,666	\$3,572
23	Northeastern State University	OK	\$18,284	\$4,850	\$3,756
24	Texas A & M-Commerce	TX	\$19,250	\$5,816	\$4,722
25	Fort Lewis College	CO	\$19,321	\$5,887	\$4,793
26	University of Science & Arts of Oklahoma	OK	\$20,190	\$6,756	\$5,662
27	Sul Ross State University	TX	\$20,408	\$6,974	\$5,880
28	University of Texas-El Paso	TX	\$21,164	\$7,730	\$6,636
29	New Mexico State University	NM	\$21,388	\$7,954	\$6,860
30	Metropolitan State College	CO	\$22,628	\$9,194	\$8,100
31	Texas A & M-Texarkana	TX	\$23,928	\$10,494	\$9,400
32	Utah State University	UT	\$24,222	\$10,788	\$9,694
33	University of Texas-Brownsville	TX	\$25,806	\$12,372	\$11,278
34	University of Houston-Clear Lake	TX	\$25,870	\$12,436	\$11,342
35	NM Institute of Mining and Technology	NM	\$26,324	\$12,890	\$11,796
36	University of New Mexico	NM	\$26,478	\$13,044	\$11,950
37	University of Texas-Tyler	TX	\$30,810	\$17,376	\$16,282
38	University of Texas-Permian Basin	TX	\$34,406	\$20,972	\$19,878
39	Angelo State University	TX	\$34,480	\$21,046	\$19,952
40	Texas A & M-Kingsville	TX	\$51,492	\$38,058	\$36,964