

IPEDS 2025-26 Data Collection System

IPEDS HELP DESK (877) 225-2568 | ipedshelp@rti.org
OMB NO. 1850-0582 v.33 : Approval Expires 8/31/2027
User ID: P1878971

Fall Enrollment 2025-26

Institution: New Mexico Highlands University (187897)

User ID: P1878971

Overview

Fall Enrollment Overview

The Fall Enrollment component collects student enrollment counts by level of student, enrollment status, sex and race/ethnicity. In addition, first-time students' fall-to-fall retention rates and the student-to-faculty ratio are collected. Enrollment by age is required in odd-numbered years, and enrollment by residence of first-time undergraduates is required in even-numbered years.

Institutions operating on a traditional academic year calendar (semester, trimester, quarter, or 4-1-4) report Fall enrollment as of the institution's official fall reporting date or October 15. Institutions operating on a calendar that differs by program or that enrolls students on a continuous basis (referred to as program reporters) report Fall enrollment as students enrolled any time during the period August 1 and October 31.

Data reporting reminders:

- Report data to accurately reflect the time period corresponding with the IPEDS survey component, even if such reporting is seemingly inconsistent with prior year reporting.
- Part B, Enrollment of students by age, is required this year.
- Part C, Residence of first-time degree/certificate-seeking undergraduates, is optional this year.
- For reporting students studying in consortium agreements, please refer to the Resource page at <https://nces.ed.gov/ipeds/report-your-data/data-tip-sheet-reporting-data-consortium-institutions>.

Changes to reporting for 2025-26:

The following changes were implemented for the 2025-26 data collection period:

- Removed question collecting student headcounts of Another Gender.
- Revised "gender" to "sex" where applicable. Revised "men" to "male" and "women" to "female" where applicable.

Resources:

- To download the survey materials for this component: [Survey Materials](#)
- To access your prior year data submission for this component: [Reported Data](#)

If you have questions about completing this survey, please contact the **IPEDS Help Desk at 1-877-225-2568**.

Institution: New Mexico Highlands University (187897)

User ID: P1878971

Part Selection

Completion of Part C (Residence of First-Time Degree/Certificate-Seeking Undergraduates) is optional this year.

Do you wish to complete Part C this year?

If you select 'Yes', you will be expected to complete the Part C screens.

If you select 'No', you will skip Part C.

- No, I will not complete Part C
- Yes, I will complete Part C

Institution: New Mexico Highlands University (187897)

User ID: P1878971

Part A - Fall Enrollment for Full-Time Undergraduate Students

Enrollment as of the institution's official fall reporting date or as of October 15, 2025

Full-time Undergraduate Students

Reporting Reminders:

- Report Hispanic/Latino individuals of any race as Hispanic/Latino
- Report race for non-Hispanic/Latino individuals only
- Even though Teacher Preparation certificate programs may require a bachelor's degree for admission, they are considered subbaccalaureate undergraduate programs, and students in these programs are undergraduate students.

Male

Enrolled for <u>credit</u>	<u>Degree/certificate-seeking</u>				Non-degree/ non-certificate-seeking	Total, <u>Full-time</u> <u>undergraduate</u> students
	<u>First-time</u>	<u>Transfer-in</u>	<u>Continuing/ Returning</u>	Total degree/certificate-seeking		
<u>U.S. Nonresident</u>	2	6	6	14		14
<u>Hispanic/Latino</u>	85	33	157	275		275
<u>American Indian or Alaska Native</u>	4	4	7	15		15
<u>Asian</u>	1		2	3		3
<u>Black or African American</u>	20	18	20	58		58
<u>Native Hawaiian or Other Pacific Islander</u>	16	2	6	24		24
<u>White</u>	16	21	41	78		78
Two or more races	8	10	10	28		28
<u>Race and ethnicity unknown</u>	2	3	8	13		13
Total male	154	97	257	508	0	508
Total male prior year	122	50	271	443		443

Female

Enrolled for <u>credit</u>	<u>Degree/certificate-seeking</u>				Non-degree/ non-certificate-seeking	Total, <u>Full-time</u> <u>undergraduate</u> students
	<u>First-time</u>	<u>Transfer-in</u>	<u>Continuing/ Returning</u>	Total degree/certificate-seeking		
<u>U.S. Nonresident</u>	17	5	10	32		32
<u>Hispanic/Latino</u>	71	41	208	320		320
<u>American Indian or Alaska Native</u>	5	11	30	46		46
<u>Asian</u>			1	1		1
<u>Black or African American</u>	2	1	7	10		10
<u>Native Hawaiian or Other Pacific Islander</u>	3	1	3	7		7
<u>White</u>	13	17	68	98		98
Two or more races	3	3	5	11		11
<u>Race and ethnicity unknown</u>	2	1	2	5		5
Total female	116	80	334	530	0	530
Total female prior year	93	75	323	491		491

Grand total (male+female)	270	177	591	1,038	0	1,038
Grand total (male+female) prior year	215	125	594	934		934

Institution: New Mexico Highlands University (187897)

User ID: P1878971

Part A - Fall Enrollment for Part-time Undergraduate Students

Enrollment as of the institution's **official fall reporting date** or as of **October 15, 2025**

Part-time Undergraduate Students

Reporting Reminders:

- Report Hispanic/Latino individuals of any race as Hispanic/Latino
- Report race for non-Hispanic/Latino individuals only
- Even though Teacher Preparation certificate programs may require a bachelor's degree for admission, they are considered subbaccalaureate undergraduate programs, and students in these programs are undergraduate students.

Male

Enrolled for <u>credit</u>	<u>Degree/certificate-seeking</u>				Non-degree/ non-certificate-seeking	Total, <u>part-time</u> <u>undergraduate</u> students
	<u>First-time</u>	<u>Transfer-in</u>	<u>Continuing/ Returning</u>	Total degree/certificate-seeking		
<u>U.S. Nonresident</u>	<input type="text"/>	<input type="text"/>	<input type="text"/>	0	<input type="text"/>	0
<u>Hispanic/Latino</u>	<input type="text" value="16"/>	<input type="text" value="6"/>	<input type="text" value="47"/>	69	<input type="text" value="26"/>	95
<u>American Indian or Alaska Native</u>	<input type="text" value="1"/>	<input type="text"/>	<input type="text" value="8"/>	9	<input type="text" value="1"/>	10
<u>Asian</u>	<input type="text"/>	<input type="text"/>	<input type="text"/>	0	<input type="text"/>	0
<u>Black or African American</u>	<input type="text"/>	<input type="text"/>	<input type="text" value="3"/>	3	<input type="text" value="2"/>	5
<u>Native Hawaiian or Other Pacific Islander</u>	<input type="text"/>	<input type="text"/>	<input type="text" value="1"/>	1	<input type="text"/>	1
<u>White</u>	<input type="text" value="12"/>	<input type="text" value="4"/>	<input type="text" value="17"/>	33	<input type="text" value="6"/>	39
Two or more races	<input type="text" value="1"/>	<input type="text" value="3"/>	<input type="text" value="3"/>	7	<input type="text"/>	7
<u>Race and ethnicity unknown</u>	<input type="text"/>	<input type="text"/>	<input type="text" value="3"/>	3	<input type="text" value="3"/>	6
Total male	30	13	82	125	38	163
Total male prior year	2	17	88	107	50	157

Female

Enrolled for <u>credit</u>	<u>Degree/certificate-seeking</u>				Non-degree/ non-certificate-seeking	Total, <u>part-time</u> <u>undergraduate</u> students
	<u>First-time</u>	<u>Transfer-in</u>	<u>Continuing/ Returning</u>	Total degree/certificate-seeking		
<u>U.S. Nonresident</u>	<input type="text"/>	<input type="text" value="7"/>	<input type="text" value="8"/>	15	<input type="text"/>	15
<u>Hispanic/Latino</u>	<input type="text" value="8"/>	<input type="text" value="43"/>	<input type="text" value="186"/>	237	<input type="text" value="66"/>	303
<u>American Indian or Alaska Native</u>	<input type="text"/>	<input type="text" value="8"/>	<input type="text" value="38"/>	46	<input type="text"/>	46
<u>Asian</u>	<input type="text" value="1"/>	<input type="text" value="1"/>	<input type="text" value="1"/>	3	<input type="text"/>	3
<u>Black or African American</u>	<input type="text"/>	<input type="text" value="2"/>	<input type="text"/>	2	<input type="text"/>	2
<u>Native Hawaiian or Other Pacific Islander</u>	<input type="text"/>	<input type="text"/>	<input type="text"/>	0	<input type="text"/>	0
<u>White</u>	<input type="text" value="4"/>	<input type="text" value="10"/>	<input type="text" value="49"/>	63	<input type="text" value="14"/>	77
Two or more races	<input type="text"/>	<input type="text"/>	<input type="text" value="6"/>	6	<input type="text"/>	6
<u>Race and ethnicity unknown</u>	<input type="text"/>	<input type="text" value="2"/>	<input type="text" value="4"/>	6	<input type="text" value="7"/>	13
Total female	13	73	292	378	87	465
Total female prior year	10	77	323	410	102	512

Grand total (male+female)	43	86	374	503	125	628
Grand total (male+female) prior year	12	94	411	517	152	669

Institution: New Mexico Highlands University (187897)

User ID: P1878971

Part A - Fall Enrollment for Undergraduate Students Total

Enrollment as of the institution's official fall reporting date or as of October 15, 2025Undergraduate Students**Male**

Enrolled for credit	Total full-time undergraduate students	Total part-time undergraduate students	Grand total, all undergraduate students
<u>U.S. Nonresident</u>	14	0	14
<u>Hispanic/Latino</u>	275	95	370
<u>American Indian or Alaska Native</u>	15	10	25
<u>Asian</u>	3	0	3
<u>Black or African American</u>	58	5	63
<u>Native Hawaiian or Other Pacific Islander</u>	24	1	25
<u>White</u>	78	39	117
Two or more races	28	7	35
<u>Race and ethnicity unknown</u>	13	6	19
Total male	508	163	671

Female

Enrolled for credit	Total full-time students	Total part-time students	Grand total, all students
<u>U.S. Nonresident</u>	32	15	47
<u>Hispanic/Latino</u>	320	303	623
<u>American Indian or Alaska Native</u>	46	46	92
<u>Asian</u>	1	3	4
<u>Black or African American</u>	10	2	12
<u>Native Hawaiian or Other Pacific Islander</u>	7	0	7
<u>White</u>	98	77	175
Two or more races	11	6	17
<u>Race and ethnicity unknown</u>	5	13	18
Total female	530	465	995
Grand total (male+female)	1,038	628	1,666

Institution: New Mexico Highlands University (187897)

Part A - Fall Enrollment for Graduate Students

Enrollment as of the institution's official fall reporting date or as of October 15, 2025

Graduate Students

Reporting Reminder:

- Report Hispanic/Latino individuals of any race as Hispanic/Latino
- Report race for non-Hispanic/Latino individuals only

Graduate Student Reporting Reminder:

- Report all postbaccalaureate degree and certificate students as graduate students, including any doctor's-professional practice students (formerly first-professional)
- Even though Teacher Preparation certificate programs may require a bachelor's degree for admission, they are considered subbaccalaureate undergraduate programs, and students in these programs are undergraduate students.

Male

Enrolled for <u>credit</u>	Total <u>full-time</u>	Total <u>part-time</u>	Total graduate students
<u>U.S. Nonresident</u>	16	3	19
<u>Hispanic/Latino</u>	52	56	108
<u>American Indian or Alaska Native</u>	7	4	11
<u>Asian</u>	3		3
<u>Black or African American</u>	7	5	12
<u>Native Hawaiian or Other Pacific Islander</u>	2		2
<u>White</u>	29	34	63
Two or more races	3	1	4
<u>Race and ethnicity unknown</u>	34	10	44
Total male	153	113	266
Total male prior year	140	116	256

Female

Enrolled for <u>credit</u>	Total <u>full-time</u>	Total <u>part-time</u>	Total graduate students
<u>U.S. Nonresident</u>	35	9	44
<u>Hispanic/Latino</u>	186	156	342
<u>American Indian or Alaska Native</u>	35	28	63
<u>Asian</u>	7	3	10
<u>Black or African American</u>	3	3	6
<u>Native Hawaiian or Other Pacific Islander</u>			0
<u>White</u>	77	84	161
Two or more races	6	5	11
<u>Race and ethnicity unknown</u>	92	80	172
Total female	441	368	809
Total female prior year	433	412	845

Grand total (male+female)	594	481	<input checked="" type="checkbox"/> 1,075
Grand total (male+female) prior year	573	528	1,101

Institution: New Mexico Highlands University (187897)

User ID: P1878971

Part A - Fall Enrollment - Summary

Fall Enrollment Summary

Male

Enrolled for credit	Total full-time students	Total part-time students	Grand total, all students
<u>U.S. Nonresident</u>	30	3	33
<u>Hispanic/Latino</u>	327	151	478
<u>American Indian or Alaska Native</u>	22	14	36
<u>Asian</u>	6	0	6
<u>Black or African American</u>	65	10	75
<u>Native Hawaiian or Other Pacific Islander</u>	26	1	27
<u>White</u>	107	73	180
Two or more races	31	8	39
<u>Race and ethnicity unknown</u>	47	16	63
Total male	661	276	937

Female


Enrolled for credit	Total full-time students	Total part-time students	Grand total, all students
<u>U.S. Nonresident</u>	67	24	91
<u>Hispanic/Latino</u>	506	459	965
<u>American Indian or Alaska Native</u>	81	74	155
<u>Asian</u>	8	6	14
<u>Black or African American</u>	13	5	18
<u>Native Hawaiian or Other Pacific Islander</u>	7	0	7
<u>White</u>	175	161	336
Two or more races	17	11	28
<u>Race and ethnicity unknown</u>	97	93	190
Total female	971	833	1,804
Grand total (male+female)	1,632	1,109	2,741

Part A - Fall Enrollment - Sex Unknown

Reporting Reminders:

- The purpose of this supplemental section is to determine whether institutions are able to report the number of students for whom sex is unknown. Note that these students must still be allocated into the 'Male' and 'Female' categories in all other sections of the survey component.
- Institutions should not ask students that do not select a binary sex to allocate themselves to a binary sex; it is up to the institution to allocate unknown students into the binary categories throughout the forms where required. One method commonly used by institutions is to allocate these students to the binary categories required in other parts of the form using the proportion of male to female reported.

	Number of students	
	Undergraduate students	Graduate students
	Current Year	Current Year
Grand total	1,666	1,075
Sex unknown (i.e., sex information is not known or not collected)	<input type="text" value="0"/>	<input type="text" value="0"/>

 You may use the box below to provide additional context for the data you have reported above. Context notes will be posted on the College Navigator website. Therefore, you should write all context notes using proper grammar (e.g., complete sentences with punctuation) and common language that can be easily understood by students and parents (e.g., spell out acronyms).


Institution: New Mexico Highlands University (187897)

User ID: P1878971

Part A - Fall Enrollment by Distance Education Status 1

Enrollment as of the institution's official fall reporting date or as of October 15, 2025

	Undergraduate Students		Graduate Students
	Degree/certificate-seeking	Non-degree/non-certificate-seeking	
i Enrolled <i>exclusively</i> in <u>distance education courses</u>	644	45	757
Enrolled in <i>at least one</i> but not all distance education courses	735	9	236
<i>Not enrolled</i> in any distance education courses	162	71	82
Total (Carried forward from part A)	1,541	125	1,075

 You may use the box below to provide additional context for the data you have reported above. Context notes will be posted on the College Navigator website. Therefore, you should write all context notes using proper grammar (e.g., complete sentences with punctuation) and common language that can be easily understood by students and parents (e.g., spell out acronyms).

Institution: New Mexico Highlands University (187897)

User ID: P1878971

Part A - Fall Enrollment by Distance Education Status 2

Of those students *exclusively* enrolled in distance education courses, report the number that are:

		Undergraduate Students		Graduate Students
		Degree/certificate-seeking	Non-degree/non-certificate-seeking	
Located in	NM	<input type="text" value="600"/>	<input checked="" type="checkbox"/> <input type="text" value="45"/>	<input type="text" value="684"/>
Located in the U.S. but not in	NM	<input type="text" value="38"/>	<input type="text"/>	<input type="text" value="63"/>
Located in the U.S. but state/jurisdiction unknown		<input type="text"/>	<input type="text"/>	<input type="text" value="2"/>
Located outside the U.S.		<input type="text" value="6"/>	<input type="text"/>	<input type="text" value="8"/>
Location unknown/unreported		0	0	0
Total students exclusively enrolled in distance education (Carried forward from section above)		644	45	757

Institution: New Mexico Highlands University (187897)

User ID: P1878971

Part B - Fall Enrollment by Age and Sex for Full-time Undergraduate Students

Enrollment as of the institution's official fall reporting date or as of October 15, 2025

Age	Full-time Undergraduate Students	
	Male	Female
Under 18	<input type="text" value="3"/>	<input type="text" value="9"/>
18-19	<input type="text" value="198"/>	<input type="text" value="166"/>
20-21	<input type="text" value="150"/>	<input type="text" value="117"/>
22-24	<input type="text" value="93"/>	<input type="text" value="63"/>
25-29	<input type="text" value="28"/>	<input type="text" value="55"/>
30-34	<input type="text" value="13"/>	<input type="text" value="37"/>
35-39	<input type="text" value="9"/>	<input type="text" value="29"/>
40-49	<input type="text" value="11"/>	<input type="text" value="41"/>
50-64	<input type="text" value="3"/>	<input type="text" value="13"/>
65 and over	<input type="text"/>	<input type="text"/>
Age unknown/unreported	0	0
Total full-time undergraduate students (Carried forward from part A)	508	530

Institution: New Mexico Highlands University (187897)

User ID: P1878971

Part B - Fall Enrollment by Age and Sex for Part-time Undergraduate Students

Enrollment as of the institution's official fall reporting date or as of October 15, 2025

Age	Part-time Undergraduate Students	
	Male	Female
Under 18	31	59
18-19	8	5
20-21	6	10
22-24	17	46
25-29	26	70
30-34	29	63
35-39	9	52
40-49	26	86
50-64	6	51
65 and over	5	23
Age unknown/unreported	0	0
Total part-time undergraduate students (Carried forward from part A)	163	465

Institution: New Mexico Highlands University (187897)

User ID: P1878971

Part B - Fall Enrollment by Age and Sex for Full-time Graduate Students

Enrollment as of the institution's official fall reporting date or as of October 15, 2025

Age	Full-time Graduate Students	
	Male	Female
Under 18	<input type="text"/>	<input type="text"/>
18-19	<input type="text"/>	<input type="text"/>
20-21	<input type="text" value="1"/>	<input type="text" value="4"/>
22-24	<input type="text" value="31"/>	<input type="text" value="79"/>
25-29	<input type="text" value="32"/>	<input type="text" value="94"/>
30-34	<input type="text" value="34"/>	<input type="text" value="78"/>
35-39	<input type="text" value="23"/>	<input type="text" value="53"/>
40-49	<input type="text" value="24"/>	<input type="text" value="87"/>
50-64	<input type="text" value="6"/>	<input type="text" value="41"/>
65 and over	<input type="text" value="2"/>	<input type="text" value="5"/>
Age unknown/unreported	0	0
Total full-time graduate students (Carried forward from part A)	153	441

Institution: New Mexico Highlands University (187897)

User ID: P1878971

Part B - Fall Enrollment by Age and Sex for Part-time Graduate Students

Enrollment as of the institution's official fall reporting date or as of October 15, 2025

Age	Part-time Graduate Students	
	Male	Female
Under 18	<input type="text"/>	<input type="text"/>
18-19	<input type="text"/>	<input type="text"/>
20-21	<input type="text"/>	<input type="text"/>
22-24	<input type="text" value="9"/>	<input type="text" value="17"/>
25-29	<input type="text" value="11"/>	<input type="text" value="56"/>
30-34	<input type="text" value="24"/>	<input type="text" value="60"/>
35-39	<input type="text" value="21"/>	<input type="text" value="64"/>
40-49	<input type="text" value="19"/>	<input type="text" value="85"/>
50-64	<input type="text" value="9"/>	<input type="text" value="63"/>
65 and over	<input type="text" value="20"/>	<input type="text" value="23"/>
Age unknown/unreported	0	0
Total part-time graduate students (Carried forward from part A)	113	368


Institution: New Mexico Highlands University (187897)

User ID: P1878971

Part C - Screening Question

Did any of your **first-time degree/certificate-seeking undergraduate** students (reported in Part A) enroll within 12 months of graduating high school or receiving their GED?

- No, we do not have any first-time students who enrolled within 12 months of their high school graduation.
- Yes, we have first-time students who enrolled within 12 months of their high school graduation.

 You may use the box below to provide additional context for the data you have reported above. Context notes will be posted on the College Navigator website. Therefore, you should write all context notes using proper grammar (e.g., complete sentences with punctuation) and common language that can be easily understood by students and parents (e.g., spell out acronyms).

Institution: New Mexico Highlands University (187897)

User ID: P1878971

Part C - Residence of First-time Undergraduates 1

Enrollment as of the institution's **official fall reporting date** or as of **October 15, 2025**

NOTE: These data are **optional** this year.

Enter **at least one** zero, where applicable, to verify that the screen has not been skipped.

State of <u>residence</u> when student was first admitted	FIPS Code	i Total <u>first-time</u> degree/certificate-seeking undergraduates (1)	Of students in column 1, those who enrolled within 12 months of high school graduation or receiving their GED (2)
Alabama	01	<input type="text" value="1"/>	<input type="text" value="1"/>
Alaska	02	<input type="text"/>	<input type="text"/>
Arizona	04	<input type="text" value="15"/>	<input type="text" value="6"/>
Arkansas	05	<input type="text"/>	<input type="text"/>
California	06	<input type="text" value="3"/>	<input type="text" value="2"/>
Colorado	08	<input type="text" value="4"/>	<input type="text" value="2"/>
Connecticut	09	<input type="text"/>	<input type="text"/>
Delaware	10	<input type="text"/>	<input type="text"/>
District of Columbia	11	<input type="text"/>	<input type="text"/>
Florida	12	<input type="text" value="5"/>	<input type="text" value="3"/>
Georgia	13	<input type="text"/>	<input type="text"/>
Hawaii	15	<input type="text" value="2"/>	<input type="text" value="0"/>
Idaho	16	<input type="text"/>	<input type="text"/>
Illinois	17	<input type="text"/>	<input type="text"/>
Indiana	18	<input type="text"/>	<input type="text"/>
Iowa	19	<input type="text"/>	<input type="text"/>
Kansas	20	<input type="text"/>	<input type="text"/>
Kentucky	21	<input type="text" value="2"/>	<input type="text" value="1"/>
Louisiana	22	<input type="text"/>	<input type="text"/>
Maine	23	<input type="text"/>	<input type="text"/>

Institution: New Mexico Highlands University (187897)

User ID: P1878971

Part C - Residence of First-time Undergraduates 2

Enrollment as of the institution's **official fall reporting date** or as of **October 15, 2025**

NOTE: These data are **optional** this year.

Enter **at least one** zero, where applicable, to verify that the screen has not been skipped.

State of <u>residence</u> when student was first admitted	FIPS Code	Total <u>first-time</u> degree/certificate-seeking undergraduates (1)	Of students in column 1, those who enrolled within 12 months of high school graduation or receiving their GED (2)
Maryland	24	<input type="text"/>	<input type="text"/>
Massachusetts	25	<input type="text"/>	<input type="text"/>
Michigan	26	<input type="text"/>	<input type="text"/>
Minnesota	27	<input type="text"/>	<input type="text"/>
Mississippi	28	<input type="text"/>	<input type="text"/>
Missouri	29	<input type="text"/>	<input type="text"/>
Montana	30	<input type="text"/>	<input type="text"/>
Nebraska	31	<input type="text"/>	<input type="text"/>
Nevada	32	<input type="text" value="2"/>	<input type="text" value="0"/>
New Hampshire	33	<input type="text"/>	<input type="text"/>
New Jersey	34	<input type="text"/>	<input type="text"/>
New Mexico	35	<input type="text" value="175"/>	<input type="text" value="65"/>
New York	36	<input type="text" value="1"/>	<input type="text" value="0"/>
North Carolina	37	<input type="text"/>	<input type="text"/>
North Dakota	38	<input type="text"/>	<input type="text"/>
Ohio	39	<input type="text"/>	<input type="text"/>
Oklahoma	40	<input type="text"/>	<input type="text"/>
Oregon	41	<input type="text"/>	<input type="text"/>
Pennsylvania	42	<input type="text"/>	<input type="text"/>
Rhode Island	44	<input type="text"/>	<input type="text"/>

Institution: New Mexico Highlands University (187897)

User ID: P1878971


Part C - Residence of First-time Undergraduates 3

Enrollment as of the institution's **official fall reporting date** or as of **October 15, 2025**

NOTE: These data are **optional** this year.

Enter **at least one** zero, where applicable, to verify that the screen has not been skipped.

State of <u>residence</u> when student was first admitted	FIPS Code	Total <u>first-time</u> degree/certificate-seeking undergraduates (1)	Of students in column 1, those who enrolled within 12 months of high school graduation or receiving their GED (2)
South Carolina	45	<input type="text"/>	<input type="text"/>
South Dakota	46	<input type="text"/>	<input type="text"/>
Tennessee	47	<input type="text"/>	<input type="text"/>
Texas	48	<input type="text" value="22"/>	<input type="text" value="10"/>
Utah	49	<input type="text" value="2"/>	<input type="text" value="1"/>
Vermont	50	<input type="text"/>	<input type="text"/>
Virginia	51	<input type="text"/>	<input type="text"/>
Washington	53	<input type="text" value="1"/>	<input type="text" value="1"/>
West Virginia	54	<input type="text"/>	<input type="text"/>
Wisconsin	55	<input type="text"/>	<input type="text"/>
Wyoming	56	<input type="text"/>	<input type="text"/>
<u>State Unknown</u>	57	<input type="text" value="1"/>	<input type="text" value="1"/>
American Samoa	60	<input type="text"/>	<input type="text"/>
Federated States of Micronesia	64	<input type="text"/>	<input type="text"/>
Guam	66	<input type="text"/>	<input type="text"/>
Marshall Islands	68	<input type="text"/>	<input type="text"/>
Northern Marianas	69	<input type="text"/>	<input type="text"/>
Palau	70	<input type="text"/>	<input type="text"/>
Puerto Rico	72	<input type="text"/>	<input type="text"/>
Virgin Islands	78	<input type="text"/>	<input type="text"/>
Foreign Countries	90	<input type="text" value="34"/>	<input type="text" value="11"/>
Residence unknown/unreported	98	43	
Total first-time degree/certificate-seeking undergraduates (Carried forward from Part A)		313	104

 You may use the box below to provide additional context for the data you have reported above. Context notes will be posted on the College Navigator website. Therefore, you should write all context notes using proper grammar (e.g., complete sentences with punctuation) and common language that can be easily understood by students and parents (e.g., spell out acronyms).

Institution: New Mexico Highlands University (187897)

User ID: P1878971

Part D - Total Undergraduate Entering Class

Total Undergraduate Entering Class, Fall 2025

D1	Total full-time, first-time degree/certificate-seeking <u>undergraduates</u> from Part A (GR <u>cohort</u>)	270
D2	Total <u>first-time</u> degree/certificate-seeking undergraduates (full-time + part-time) from Part A	313
D3	Total <u>transfer-in</u> degree/certificate-seeking undergraduates (full-time + part-time) from Part A	263
D4	Total <u>non-degree/non-certificate-seeking</u> undergraduates (full-time + part-time) from Part A	125
D5	Of the total non-degree/non-certificate-seeking undergraduates displayed on line D4, the number that are new to the institution in Fall 2025	<input type="text" value="6"/>
D6	Total <u>entering students</u> at the undergraduate level Note: This is calculated as first-time students (line D2) + students transferring to the institution (line D3) + non-degree/non-certificate-seeking undergraduates entering in Fall 2025 (line D5).	582
D7	Percentage of undergraduate entering class represented by your GR <u>cohort</u> (line D1/line D6)	46

Institution: New Mexico Highlands University (187897)

User ID: P1878971

Part E - First-time Bachelor's Cohort Retention Rates (Full-time)

Retention Rates - Full-time, First-time Bachelor's Seeking Cohort from Fall 2024


Academic reporters determine the cohort and retention as of the institution's official fall reporting date or as of October 15. Program reporters determine the cohort with enrollment any time between August 1 and October 31, 2024 and retention based on August 1, 2025.

The retention rate is calculated by the system after clicking "Save" on the screen. Exclusions are subtracted from and inclusions are added to the original cohort and the resulting adjusted cohort is used for calculating the retention rate.

Retention Data Reporting Reminders:

- Include only **full-time, first-time bachelor's-seeking** students in this cohort.
- Determine the full-time cohort using Fall 2024 status (e.g., if a student was full-time in Fall 2024, report them in the full-time cohort regardless of their Fall 2025 status).
- If there are no students to report in the cohort, enter zero. Do not leave the field blank.
- Report in the exclusions box (line E2a) the number of students from the cohort who left the institution for any of the following reasons: died or were totally and permanently disabled; to serve in the armed forces (including those called to active duty); to serve with a foreign aid service of the Federal Government (e.g., Peace Corps); or to serve on official church missions.
- Report in the inclusion box (line E2b) first-time bachelor's-seeking study abroad students who were excluded from the first-time cohort (line E1) but who have re-enrolled at the institution their second year.

FULL-TIME, FIRST-TIME BACHELOR'S COHORT RETENTION:			Prior year data (Fall 2023 cohort)
E1	Full-time, first-time Fall 2024 bachelor's seeking cohort	<input type="text" value="215"/>	217
E2a	<u>Exclusions</u> from the Fall 2024 cohort	<input type="text" value="0"/>	0
E2b	Inclusion to the Fall 2024 cohort	<input type="text" value="0"/>	0
E3	Adjusted Fall 2024 cohort (line E1- E2a + E2b)	215	217
E4	Students from Fall 2024 cohort still enrolled as of Fall 2025 + students from Fall 2024 cohort who completed their bachelor's degree as of Fall 2025	<input type="text" value="120"/>	108
E5	Full-time, first-time Fall 2024 bachelor's cohort retention rate (line E4 / line E3)	56 %	50 %

 The notes below provide context for the data you've reported above and **may** be posted on the College Navigator website. Choose one option that best explains your data or choose "Not Applicable" if you do not wish to provide context notes. If none of the options provided explain your institution's data, then choose "Other" and write your own context notes. Therefore, you should write all context notes using proper grammar (e.g., complete sentences with punctuation) and common language that can be easily understood by students and parents (e.g., spell out acronyms).

Institution: New Mexico Highlands University (187897)

User ID: P1878971

Part E - First-time Bachelor's Cohort Retention Rates (Part-time)

Retention Rates - Part-time, First-time Bachelor's Seeking Cohort from Fall 2024


Academic reporters determine the cohort and retention as of the institution's official fall reporting date or as of October 15. Program reporters determine the cohort with enrollment any time between August 1 and October 31, 2024 and retention based on August 1, 2025.

The retention rate is calculated by the system after clicking "Save" on the screen. Exclusions are subtracted from the original cohort and the resulting adjusted cohort is used for calculating the retention rate.

Retention Data Reporting Reminders:

- Include only **part-time, first-time bachelor's-seeking** students in this cohort.
- Determine part-time using Fall 2024 attendance status (e.g., if a student was part-time in Fall 2024, report them in the part-time cohort regardless of their Fall 2025 status).
- If there are no students to report in the cohort, enter zero. Do not leave the field blank.
- Report in the exclusions box (line E7a) the number of students from the cohort who left the institution for any of the following reasons: died or were totally and permanently disabled; to serve in the armed forces (including those called to active duty); to serve with a foreign aid service of the Federal Government (e.g., Peace Corps); or to serve on official church missions.
- Report in the inclusion box (line E7b) first-time bachelor's-seeking study abroad students who were excluded from the first-time cohort (line E6) but who have re-enrolled at the institution their second year.

PART-TIME, FIRST-TIME BACHELOR'S COHORT RETENTION:		Prior year data (Fall 2023 cohort)	
E6	Part-time, first-time Fall 2024 bachelor's seeking cohort	<input type="text" value="12"/>	10
E7a	<u>Exclusions</u> from the Fall 2024 cohort	<input type="text" value="0"/>	0
E7b	Inclusions to the Fall 2024 cohort	<input type="text" value="0"/>	0
E8	Adjusted Fall 2024 cohort (line E6 - E7a + E7b)	12	10
E9	Students from Fall 2024 cohort still enrolled as of Fall 2025 + students from Fall 2024 cohort who completed their bachelor's degree as of Fall 2025	<input type="text" value="9"/>	6
E10	Part-time, first-time Fall 2024 bachelor's cohort retention rate (line E9 / line E8)	75 %	60 %

 The notes below provide context for the data you've reported above and **may** be posted on the College Navigator website. Choose one option that best explains your data or choose "Not Applicable" if you do not wish to provide context notes. If none of the options provided explain your institution's data, then choose "Other" and write your own context notes. Therefore, you should write all context notes using proper grammar (e.g., complete sentences with punctuation) and common language that can be easily understood by students and parents (e.g., spell out acronyms).

Institution: New Mexico Highlands University (187897)

User ID: P1878971

Part F - Student-to-Faculty Ratio

Student-to-Faculty Ratio

Please provide your institution's student-to-faculty ratio (i.e., student-to-instructional staff) for undergraduate programs for Fall 2025. The student-to-faculty ratio and any accompanying context that is provided will be displayed on College Navigator.


Click [here](#) to use a worksheet to help you determine the student-to-faculty ratio

Student-to-faculty ratio

to 1

Student-to-faculty ratio prior year

to 1

 You may use the box below to provide additional context for the data you have reported above. Context notes will be posted on the College Navigator website. Therefore, you should write all context notes using proper grammar (e.g., complete sentences with punctuation) and common language that can be easily understood by students and parents (e.g., spell out acronyms).

Institution: New Mexico Highlands University (187897)

User ID: P1878971

Prepared by

Reporting Reminders:

- The name of the preparer is being collected so that we can follow up with the appropriate person in the event that there are questions concerning the data.
- The Keyholder will be copied on all email correspondence to other preparers.
- The time it took to prepare this component is being collected so that we can continue to improve our estimate of the reporting burden associated with IPEDS.
- Please include in your estimate the time it took for you to review instructions, query and search data sources, complete and review the component, and submit the data through the Data Collection System.
- Thank you for your assistance.

This survey component was prepared by:

<input checked="" type="radio"/>	Keyholder	<input type="radio"/>	SFA Contact	<input type="radio"/>	HR Contact
<input type="radio"/>	Finance Contact	<input type="radio"/>	Other		
Name:		<input type="text" value="Mario Urioste"/>			
Email:		<input type="text" value="mcurioste@nmhu.edu"/>			

How many staff from your institution only were involved in the data collection and reporting process of this survey component?

Number of Staff (including yourself)

How many hours did you and others from your institution only spend on each of the steps below when responding to this survey component?
Exclude the hours spent collecting data for state and other reporting purposes.

Staff member	Collecting Data Needed	Revising Data to Match IPEDS Requirements	Entering Data	Revising and Locking Data
Your office	<input type="text"/> hours	<input type="text"/> hours	<input type="text"/> hours	<input type="text"/> hours
Other offices	<input type="text"/> hours	<input type="text"/> hours	<input type="text"/> hours	<input type="text"/> hours

Institution: New Mexico Highlands University (187897)

User ID: P1878971

Summary

Fall Enrollment Component Summary

The purpose of this summary is to provide you an opportunity to view some of the data that, when accepted through the IPEDS quality control process, will appear on the [College Navigator](#) website and/or your institution's Data Feedback Report (DFR). In addition, all data reported in IPEDS survey components become publicly available through the [IPEDS Use the Data](#) and appear as aggregated statistics in various Department of Education reports. [College Navigator](#) is updated approximately three months after the data collection period closes and DFRs will be available through the [IPEDS Use the Data](#).

Please review your data for accuracy. If you have questions about the data displayed below or after reviewing the data reported on the survey screens, please contact the IPEDS Help Desk at: 1-877-225-2568 or ipedshelp@rti.org.

Student Enrollment		
Total enrollment		2,741
	Undergraduate enrollment	1,666
	Graduate enrollment	1,075
Student-to-faculty ratio		
		12 to 1

Student Characteristics (All Students)		
Percent of all students who are female (%)		66
Percent of all students by U.S. resident status and race/ethnicity: Note: Race/ethnicity is not collected for U.S. Nonresidents.		
U.S. Resident (%)		95
	American Indian or Alaska Native (%)	7
	Asian (%)	1
	Black or African American (%)	3
	Hispanic/Latino (%)	53
	Native Hawaiian or Pacific Islander (%)	1
	White (%)	19
	Two or More Races (%)	2
	Race and ethnicity unknown (%)	9
U. S. Nonresident (%)		5

Undergraduate Student Characteristics		
Percent of all students who are female (%)		60
Percent of undergraduates who are full-time (%)		62
Percent of undergraduates who are transfer-in (%)		16
Percent of undergraduates who are enrolled exclusively in distance education courses (%)		41
Percent of all students by U.S. resident status and race/ethnicity: Note: Race/ethnicity is not collected for U.S. Nonresidents.		
U.S. Resident (%)		96
	American Indian or Alaska Native (%)	7
	Asian (%)	0
	Black or African American (%)	5
	Hispanic/Latino (%)	60
	Native Hawaiian or Pacific Islander (%)	2
	White (%)	18
	Two or More Races (%)	3
	Race and ethnicity unknown (%)	2
U. S. Nonresident (%)		4

Percent of undergraduate students by age:		
	24 and under (%)	59
	25 and over (%)	41
	Age unknown (%)	0
Percent of first-time degree/certificate seeking students by residence:		
	In state (%)	56
	Out-of-state (%)	19
	Foreign countries (%)	11
	Residence unknown (%)	14

Undergraduate Retention and Graduation Rate Cohort		
	First-time, full-time bachelor's seeking student fall-to-fall retention rate (%)	56
	First-time, part-time bachelor's seeking student fall-to-fall retention rate (%)	75
	Graduation rate cohort as percent of total entering students (%)	46

Graduate Student Characteristics		
	Percent of graduate students who are female (%)	75
	Percent of graduate students who are full-time (%)	55
	Percent of graduate students who are enrolled exclusively in distance education courses (%)	70
Percent of graduate students by U.S. resident status and race/ethnicity: Note: Race/ethnicity is not collected for U.S. Nonresidents.		
	U.S. Resident (%)	94
	American Indian or Alaska Native (%)	7
	Asian (%)	1
	Black or African American (%)	2
	Hispanic/Latino (%)	42
	Native Hawaiian or Pacific Islander (%)	0
	White (%)	21
	Two or More Races (%)	1
	Race and ethnicity unknown (%)	20
	U.S. Nonresident (%)	6

Edit Report

Fall Enrollment

Source	Description	Severity	Resolved	Options
Screen: Part A - Fall Enrollment for Graduate Students				
Screen Entry	The percentage of students (male + female) whose race and ethnicity are unknown is greater than expected. Please correct your data or explain. (Error #6161)	Explanation	Yes	
Reason	For the application process, we have an option for students to chose not to identify. For Fall 2025, we had an increase in students who wished not to identify their race and ethnicity.			
Screen: Part A - Fall Enrollment by Distance Education Status 2				
Screen Entry	All undergraduate non-degree/non-certificate-seeking students exclusively enrolled in distance education courses are not expected to be reported under the same location category. Please correct your data or explain. (Error #6171)	Explanation	Yes	
Reason	Due to low amount of non-degree seeking students in this cohort, it is possible that they are all remote within New Mexico.			
Related Screens	Distance Education Status 1, Distance Education Status 2			